

THE SOUTH DAKOTA CONSERVANCY DISTRICT

CLEAN WATER STATE REVOLVING FUND

ANNUAL REPORT

Federal Fiscal Year 2022

October 1, 2021 - September 30, 2022



**Department of Agriculture and Natural Resources
Division of Financial and Technical Assistance**

THE SOUTH DAKOTA CONSERVANCY DISTRICT

CLEAN WATER STATE REVOLVING FUND

ANNUAL REPORT

FEDERAL FISCAL YEAR 2022

**Department of Agriculture and Natural Resources
Division of Financial and Technical Assistance
523 East Capitol Avenue
Pierre, South Dakota 57501-3181
PHONE: (605) 773-4216 FAX: (605) 773-4068**

THE SOUTH DAKOTA CONSERVANCY DISTRICT BOARD MEMBERS

JERRY SOHOLT, CHAIRMAN

Sioux Falls, SD

Member since 2014

GENE JONES, JR., VICE-CHAIRMAN

Sioux Falls

Member since 2002

TODD BERNHARD, SECRETARY

Fort Pierre

Member since 2010

KARLTON ADAM

Pierre

Member since 2019

DR. PAUL GNIRK

New Underwood

Member since 2009

JACKIE LANNING

Brookings

Member since 2011

VANCE NEWMAN

Rapid City

Member since 2021

The South Dakota Conservancy District was created by the state legislature for the purpose of planning, developing, and managing the use and conservation of the water resources of the state. The district is governed by the Board of Water and Natural Resources. The members of the board are appointed by the governor of the state and serve for four year terms. The boundaries of the district coincide with the boundaries of the state. The district is a governmental agency and body politic and corporate with authority to exercise the powers specified in South Dakota Codified Laws.

MISSION

The mission of the South Dakota Clean Water State Revolving Fund loan program is to capitalize the fund to the fullest; maintain, restore and enhance the chemical, physical and biological integrity of the state's waters for the benefit of the overall environment; protect public health; and promote the economic well-being of the citizens of the State of South Dakota.

TABLE OF CONTENTS

<u>Section</u>	<u>Page</u>
Annual Report	
Introduction	1
Executive Summary	2
Clean Water SRF Loans	2
Additional Subsidy	5
Bond Issue	7
Interest Rates	7
Administrative Surcharge	7
Local Assistance and Other State Programs	8
Goals, Objectives, and Environmental Results	9
Short-Term Goals and Objectives	9
Long-Term Goals and Objectives	9
Environmental Results	10
Details of Activities	11
Fund Financial Status	11
Sources of Funds	11
Binding Commitments	11
Revenues and Expenses	12
Disbursements and Guarantees	12
Findings of the Annual Audit and EPA Oversight Review	12
Assistance Activity	13
Provisions of the Operating Agreement/ Conditions of the Grant	13
2023 Intended Use Plan	15
Clean Water State Revolving Fund Loan Program History	
Initiation of the Program	19
Capitalization Grants	19
State Matching Funds	19
Transfers Between Programs	19
Leveraged Program Bonds and Notes	20
Other Funds	22
Trustee	22
Bond Counsel	22
Underwriter	22
Financial Advisor	23
Investment Manager	23
EPA Region VIII	23
Clean Water State Revolving Fund Loan Portfolio	27
Project Descriptions	44
Exhibits I-VIII – Clean Water SRF Status Reports	79
Exhibits IX-XI – Clean Water SRF Financial Statements	129

Addendum A – Federal Fiscal Year 2023 Intended Use Plan
Addendum B – Federal Fiscal Year 2022 Environmental Benefits Reporting

List of Tables

<u>Table</u>		<u>Page</u>
1	FFY 2022 Clean Water Loans	2
2	Principal Forgiveness Awarded by Capitalization Grant	6
3	FFY 2022 Clean Water SRF Loans Awarded Additional Subsidy	6
4	FFY 2022 Small Community Planning Grants	7
5	FFY 2022 Water Quality Grants	8
6	Transfers Between Clean Water SRF and Drinking Water SRF Programs	20
7	Clean Water SRF Program Bond and Note Issues	21
8	Clean Water SRF Loans Program Portfolio	27
9	Clean Water SRF Loans Deobligated in Full	42

List of Figures

<u>Figure</u>		<u>Page</u>
1	Source of State Revolving Funds by Year	11
2	Binding Commitments Made by Year	12
4	SRF Interest Rates by Percent of Loan Portfolio	43
5	Loan Terms by Percentage of Loan Portfolio	43

List of Exhibits

<u>Exhibit</u>		<u>Page</u>
I	Projects Receiving SRF Assistance for FFY 2022	79
II	SRF Needs Categories for FFY 2022	82
III	Allocation and Source of SRF Funds	85
IV	Clean Water SRF Disbursements FFY 2022	87
V	Letter of Credit Analysis: Projected vs. Actual Draws FFY 2022	98
VI	Environmental Review and Land Purchase Information	99
VII	Loan Transactions by Borrower as of September 30, 2022	102
VIII	Projected Principal and Interest Payments for FFY 2023	119
IX	Statement of Net Assets as of June 30, 2022	129
X	Statement of Revenues, Expenses, and Changes in Fund Net Assets for SFY 2022	130
XI	Statement of Cash Flows for SFY 2022	131
	Notes to Financial Statements	

FEDERAL FISCAL YEAR

2022

ANNUAL REPORT

INTRODUCTION

The State of South Dakota submits its Annual Report for Federal Fiscal Year (FFY) 2022 (October 1, 2021 through September 30, 2022). This report describes how South Dakota has met the goals and objectives of the Clean Water State Revolving Fund (SRF) Loan program as identified in the 2022 Intended Use Plan, the actual use of funds, and the financial position of the Clean Water SRF.

The Annual Report consists of three main sections. The *Executive Summary* section provides an overview of the Clean Water SRF program and the FFY 2022 activities. The next section addresses the *Goals and Environmental Results* the State of South Dakota identified in its 2022 Intended Use Plan and the steps that have been taken to meet these measures. The *Details of Activities* section provides information on the financial status of the program, the financial assistance provided during FFY 2022 and compliance with the EPA grant and operating agreement conditions.

The Annual Report is followed by a brief history of the Clean Water SRF program. The program history is followed by the *Clean Water SRF Loan Portfolio*. The loan portfolio provides information on the interest rates, loan amounts, projects, and loan terms. Exhibits I through VIII provide detailed financial and environmental program information. Exhibits IX, X, and XI are the financial statements of the Clean Water SRF program prepared by the Department of Agriculture and Natural Resources. Addendum A is the *Intended Use Plan for Federal Fiscal Year 2023*. The primary purpose of the Intended Use Plan is to outline the proposed use of the funds available to the Clean Water SRF program. Addendum B is the list of each loan closed in *Federal Fiscal Year 2022 Environmental Benefits Reporting*. This information is entered and is available for individual loans in the EPA Clean Water Benefit's online database to document the environmental benefits of each loan.

EXECUTIVE SUMMARY

The South Dakota Clean Water SRF program has applied for the base program federal capitalization grant of \$5,681,000, the BIL General Supplemental Grant, and the BIL Emerging Contaminants Grant of \$459,000. Bond proceeds will be used to match the capitalization grant (20 percent) and the BIL General Supplemental Grant (10 percent).

CLEAN WATER SRF LOANS

The Conservancy District approved 87 loans, totaling \$490,768,207. A summary of loans approved in FFY 2022 is provided in Table 1.

**Federal Fiscal Year 2022
Table 1
Clean Water Loans**

Recipient	Project Description	Assistance Amount	Rate	Term (Years)
Aberdeen (04)	Wastewater Treatment Facility	\$32,426,100	2.125%	30
Alcester (02)	Collection System Improvements Phase 1	\$250,350	2.125%	30
Alexandria (01)	Wastewater System Improvements	\$1,692,000	2.125%	30
Arlington (01)	Phase 1 Collection System Improvements	\$618,161	2.125%	30
Aurora (04)	Wastewater System Improvements Phase II	\$1,804,888	2.125%	30
Baltic (04)	Lift Station Replacement and Sewer Improvements	\$1,167,839	2.125%	30
Beresford (04)	Wastewater Collection and Treatment Improvements	\$9,258,653	2.125%	30
Bison (03)	Wastewater Collection and Treatment Improvements 2022	\$1,666,000	2.125%	30
Bowdle (01)	Wastewater Improvements Project	\$1,583,133	2.125%	30
Box Elder (02)	Sanitary Sewer Upgrade and Expansion	\$1,540,000	2.125%	30
Box Elder (03)	Cheyenne Boulevard, Westgate Road, and South Trunk Main	\$6,261,000	2.125%	30
Bridgewater (05)	Sanitary and Storm Sewer Improvements	\$666,119	2.125%	30
Britton (05)	Lift Station and Sewer Improvements	\$911,862	2.125%	30
Brookings (11)	34th Avenue Wastewater Collection Improvements	\$4,000,000	2.125%	30
Bryant (01)	Wastewater System Improvements	\$1,800,050	2.125%	30
Canton (06)	Beaver Creek Trunk Sewer Improvements	\$2,021,378	2.125%	30
Chamberlain (06)	Wastewater Improvements	\$1,190,000	2.125%	30
Chancellor (04)	Sanitary and Storm Sewer Improvements Phase 2	\$210,000	2.125%	30
Colman (03)	Wastewater Collection System Improvements 2022	\$758,100	2.125%	30
Colton (04)	Sanitary Sewer Improvements Phase 4	\$391,350	2.125%	30
Corsica (01)	Sanitary and Storm Sewer System Improvements	\$555,922	2.125%	30
Crooks (05)	Eastside Lift Station	\$458,727	2.125%	30

Recipient	Project Description	Assistance Amount	Rate	Term (Years)
Custer (06)	Wastewater Treatment System Upgrade Phases 2 and 3	\$4,832,051	2.125%	30
Dakota Dunes CID (01)	Forcemain Improvements	\$411,708	2.00%	20
Dakota Dunes CID (02)	Parallel Sanitary Sewer Line	\$260,014	2.00%	20
Dell Rapids (11)	3rd Street Sanitary Sewer/Storm Sewer Improvements and Big Sioux Watershed Improvements	\$2,645,080	1.375%	30
DeSmet (01)	Wastewater Collection System Improvements 2022	\$1,196,650	2.125%	30
Dupree (03)	Wastewater System Improvements	\$1,314,452	2.125%	30
Emery (02)	Storm Sewer Improvements	\$374,100	2.125%	30
Flandreau (01)	Wastewater Collection System Improvements 2022	\$2,776,087	2.125%	30
Gayville (02)	Sanitary/Storm Sewer Rehabilitation	\$1,864,900	2.125%	30
Gregory (04)	Wastewater Improvements Phase I	\$3,116,400	2.125%	30
Harrisburg (08)	Westside Trunk and Southeastern Sewer Improvements	\$8,393,896	2.125%	30
Hartford (08)	Wastewater Treatment Facility/Collection System	\$7,181,432	2.125%	30
Hermosa (02)	Lagoon Expansion and Gumbo Lily Lane Extension	\$698,600	2.125%	30
Howard (02)	Wastewater Collection System Improvements Phase I	\$2,472,000	2.125%	30
Hudson (02)	Sanitary Sewer Improvements Phase 2	\$656,180	2.125%	30
Humboldt (05)	Sanitary Sewer Improvements	\$420,150	2.125%	30
Ipswich (02)	Storm Sewer Upgrades	\$814,112	2.125%	30
Irene (03)	Wastewater Treatment Improvements	\$87,600	2.125%	30
Isabel (01)	Wastewater Collection Improvements	\$828,204	2.125%	30
Kadoka (01)	Sanitary and Storm Sewer Improvements	\$1,831,593	2.125%	30
Kennebec (03)	Sewer and Storm Sewer Improvements	\$666,500	2.125%	30
Lake Poinsett Sanitary District (05)	Lift Station and Collection System Improvements	\$1,809,749	2.125%	30
Lake Preston (02)	Phase 2 Sanitary Sewer Utility Improvements	\$582,325	2.125%	30
Lead-Deadwood Sanitary District (02)	Wastewater Treatment Plant Improvements	\$634,900	2.00%	20
Lennox (10)	Central Basin Improvements Phase 4	\$3,275,550	2.125%	30
Lesterville (01)	Storm Sewer System Improvements	\$546,700	2.125%	30
Madison (05)	Sanitary Sewer Improvements Segments 1 - 6	\$3,284,680	2.125%	30
Marion (04)	Broadway Avenue Utility Improvements Phase I	\$134,655	2.125%	30
Miller (05)	Phase IV Wastewater	\$683,579	2.125%	30
Mission Hill (01)	Wastewater System Improvements	\$552,966	2.125%	30
Mitchell (09)	Wastewater Treatment Facilities Improvements and Firesteel Creek Watershed Improvements	\$17,675,902	1.375%	30
Mitchell (10)	Wastewater Treatment Facility Improvements Phase 2	\$12,899,436	2.125%	30
Mitchell (11)	Wastewater Collection System Improvements	\$4,760,000	2.125%	30
Mitchell (12)	Livesay Lane Wastewater and Storm Water	\$1,040,000	2.125%	30
Newell (01)	Wastewater System Improvements	\$347,900	2.125%	30
North Sioux City (03)	Southwest Sewer Basin	\$5,351,110	2.00%	20
Parker (06)	Phase 6 Utility Improvements	\$2,081,250	2.125%	30
Parkston (02)	Wastewater Collection/Treatment Improvements	\$1,926,260	2.125%	30
Peever(01)	Wastewater Collection and Treatment Improvements	\$1,663,173	2.125%	30
Pickereel Lake Sanitary District (03)	Wastewater Collection Improvements	\$2,105,000	2.125%	30
Pickstown (01)	Wastewater Improvements	\$926,800	2.125%	30
Plankinton (03)	Wastewater Collection System Improvements	\$2,510,384	2.125%	30

Recipient	Project Description	Assistance Amount	Rate	Term (Years)
Platte (03)	Utility Improvements	\$482,100	2.125%	30
Powder House Pass CID (03)	Water Resource Recovery Facility Expansion/Lift Station	\$7,163,500	2.125%	30
Rapid City (07)	South Plant Water Reclamation Facility Improvement	\$101,500,000	2.00%	20
Salem (06)	Industrial Area Part 2 Improvements	\$1,892,800	2.125%	30
Seneca (01)	Sewer Improvement	\$183,650	2.125%	30
Sioux Falls (44)	Water Reclamation Facility Expansion	\$123,000,000	2.00%	20
Spearfish (03)	Wastewater Conveyance and Treatment Improvements	\$5,964,700	2.125%	30
Spring/Cow Creek Sanitary District (01)	Wastewater Treatment Improvements	\$863,002	2.125%	30
Summerset (03)	Wastewater Treatment Plant Expansion	\$5,923,042	2.125%	30
Tea (11)*	Sanitary Sewer Improvements	\$946,288	2.125%	30
Timber Lake (01)	Wastewater Improvements	\$2,229,066	2.125%	30
Tulare (01)	Wastewater Improvements	\$1,449,000	2.125%	30
Tyndall (03)	Collection System Improvements	\$690,240	2.125%	30
Watertown (14)	Wastewater Collection and Treatment Improvements	\$19,819,800	2.125%	30
Watertown (15)	Landfill Cell #7 Construction	\$1,428,000	2.00%	20
Webster (05)	Wastewater Improvements Project Phase II	\$3,338,000	2.125%	30
Webster (06)	Storm Water Improvements Project	\$353,000	2.125%	30
Wessington Springs (02)	2nd Street Surfacing and Utility Replacement	\$176,387	2.125%	30
White (01)	Sanitary Sewer Line Replacements	\$1,832,810	2.125%	30
Wilmot (01)	Wastewater Collection System Improvements	\$2,040,000	2.125%	30
Worthing (05)	Wastewater Treatment Facility Improvements	\$1,055,000	2.125%	30
Yankton (06)	Wastewater Treatment Plant Improvements	\$23,318,450	2.00%	20
Yankton (07)	Wastewater Collection Improvements	\$7,200,000	2.00%	20
Total		\$490,768,207		

**Deobligated in full at borrower's request*

Loan disbursements from the program to the current and prior year borrowers totaled \$63,049,483. As of September 30, 2022, 252 loans were in repayment, and FFY 2022 repayments totaled \$34,901,162. Of this amount, \$26,759,170 was for principal, \$6,011,035 was for interest, and \$2,130,958 was for administrative surcharge.

Included in these repayments were 12 loans that completed payments during the fiscal year, bringing the number of loans that have been paid in full to 186. This includes those that received 100% principal forgiveness.

Since the program was initiated in 1988, 598 loans have been awarded with 36 loans subsequently being rescinded or deobligated in full. The projects associated with 500 loans are fully constructed or essentially complete and in operation. The following 20 projects initiated operations this past year:

Avon (01)	Montrose (04)
Brookings (10)	Onida (02)
Claremont (01)	Renner Sanitary District (01)
Claremont (02)	Sturgis (06)
Dell Rapids (10)	Tea (10)
Garretson (03)	Valley Springs (03)
Garretson (04)	Vermillion (09)
Harrisburg (07)	Vermillion (10)
Hurley (02)	Viborg (03)
Mitchell (07)	Volga (02)

Application forms for Sanitary and Storm Sewer Facilities funding are provided in the Department of Agriculture and Natural Resources' State Water Planning Process document. This document contains application forms and instructions for the State Water Plan and various funding programs. All forms are also available at the following website:

<https://danr.sd.gov/Funding/EnvironmentalFunding/default.aspx>

ADDITIONAL SUBSIDY

With passage of the Water Resources Reform and Development Act in June 2014, states may provide additional subsidization when the national allotment for capitalization grants exceeds \$1 billion. The Bipartisan Infrastructure Law (BIL) of 2021, requires a minimum of 10 percent up to a maximum of 30 percent of the capitalization grant to be provided as additional subsidy. Additional subsidization can be awarded to a recipient only if it meets the affordability requirements established by the state or to projects that implement a process, material, technique, or technology with water efficiency, energy efficiency, mitigation of stormwater runoff, or sustainability benefits.

The board has chosen to use principal forgiveness as the method to provide the additional subsidy. Municipalities and sanitary districts are required to charge monthly residential wastewater rates of at least \$30 (based on 5,000 gallons water usage or a flat rate) to be eligible to receive principal forgiveness. Other applicants are required to charge monthly residential wastewater rates of at least \$40 (based on 7,000 gallons water usage or a flat rate) to be eligible for principal forgiveness.

The 2022 appropriation act required an additional 10 percent of the capitalization grant be used for additional subsidy and was available for any eligible borrower. The additional 10 percent made available as principal forgiveness will be provided to borrowers who met the state’s affordability criteria.

Table 2 summarizes the amounts of principal forgiveness provided through the 2010-2022 capitalization grants. Table 3 recaps the projects awarded principal forgiveness in FFY 2022.

**Table 2
Principal Forgiveness Awarded**

Year	Principal Forgiveness for all Borrowers		
	Minimum	Maximum	Awarded from FY Grant
2010	\$1,497,982	\$4,993,274	\$4,993,274
2011	\$669,233	\$2,230,777	\$2,230,777
2012	\$383,922	\$575,882	\$575,882
2013	\$307,120	\$460,680	\$359,114
2014	\$372,924	\$559,386	\$548,729
2015	\$0	\$2,045,100	\$2,045,100
2016	\$652,500	\$2,610,000	\$2,610,000
2017	\$647,400	\$2,589,600	\$2,589,600
2018	\$785,900	\$3,143,600	\$3,143,600
2019	\$777,900	\$3,111,600	\$3,111,600
2020	\$778,000	\$3,112,000	\$3,112,000
2021	\$777,900	\$3,111,600	\$3,111,600
2022	\$1,136,200	\$2,272,400	\$0
TOTALS	\$8,786,981	\$30,815,899	\$28,431,276

**Table 3
FFY 2022 Clean Water SRF Loans Additional
Subsidy Awarded**

Sponsor	Total Assistance Amount	Principal Forgiveness Awarded
Beresford (04)	\$9,258,653	\$134,653
Box Elder (03)	\$6,261,000	\$3,284,000
TOTAL	\$15,519,653	\$3,418,653

BOND ISSUE

There were no bond issues in FFY 2022.

INTEREST RATES

Interest rates are reviewed periodically to ensure that they are below market rate and are competitive with other funding sources, such as the federal Rural Development program.

The current rates, which were approved in April of 2020 for loans awarded after April 17, 2020 are 1.875 percent for loans up to 10 years, 2.00 percent for loans up to 20 years, 2.125 percent for loans up to 30 years, and an interim financing rate of 2.00 percent for up to five years. The term of each loan is at the discretion of the borrower provided that the proposed repayment source produces the required debt service coverage and does not exceed the useful life of the facilities being financed.

In addition to the base rates, the board has established a Clean Water SRF incentive rate for nonpoint source (NPS) projects and an interim financing rate. The NPS incentive rates are 1.00 percent for loans with a term of 10 years or less, 1.25 percent for loans with a term greater than 10 years up to 20 years, and 1.50 percent with a term up to 30 years. The interim financing rate is 2 percent for 5 years.

ADMINISTRATIVE SURCHARGE

The Clean Water SRF program continues to use administrative surcharge funds for activities to protect and enhance water quality. In FFY 2022, \$300,000 of administrative surcharge funds was allocated for the following activities: nonfederal cost-share for Total Maximum Daily Load (TMDL) assessment and implementation projects, planning grants, and to supplement the Consolidated program with grants for wastewater treatment projects.

The Small Community Planning Grant program encourages proactive planning by small communities or systems by providing grants for the preparation of an engineering study or rate analysis for systems serving populations of 2,500 or less. For engineering studies, the program provides an 80 percent cost-share up to \$10,000. Grants awarded in FFY 2022 are shown in Table 4.

**Table 4
Small Community Planning
Grants FFY 2022**

Recipient	Type of Study	Amount
Akaska	Wastewater Engineering Study	\$10,000
Corona	Storm Water Engineering Study	\$10,000
Geddes	Storm Water Engineering Study	\$10,000
Gettysburg	Wastewater Engineering Study	\$10,000

Recipient	Type of Study	Amount
Hecla	Stormwater Engineering Study	\$10,000
Hecla	Wastewater Engineering Study	\$10,000
Henry	Wastewater Engineering Study	\$10,000
Iroquois	Wastewater Engineering Study	\$10,000
North Brookings Sanitary and Water District	Wastewater Engineering Study	\$10,000
Stratford	Wastewater Engineering Study	\$10,000
TOTAL		\$100,000

The board provided additional grant assistance from Clean Water Administrative Surcharge fees. The construction of wastewater treatment, collection, or conveyance projects, watershed assessment and restoration projects, and other special studies are eligible uses for these fees. Table 5 shows the Water Quality grants awarded in FFY 2022.

**Table 5
Water Quality Grants
FFY 2022**

Recipient	Type of Study	Amount
Belle Fourche Watershed Partnership	Belle Fourche Watershed Implementation – Seg. 10	\$77,000
Colton	Sanitary Sewer Improvements – Phase 4	\$110,323
SD Soil Health Coalition *	Soil Health Improvement and Planning Project – Seg. 2	\$123,000
TOTAL		\$310,323

**Amendment to Prior Year's Grant*

The board continues to provide assistance to revolving fund borrowers with the preparation of applications and on-going loan administration activities. In June of 2021, the district entered into new joint powers agreement contracts with the state's six planning districts and will receive up to \$10,500 per loan for application and loan administration duties and will receive \$1,600 per project for Davis-Bacon wage rate verification and certification. The 2022 Intended Use Plan allocated \$500,000 for the planning districts' joint powers agreements.

LOCAL ASSISTANCE AND OTHER STATE PROGRAMS

In FFY 2018, Midwest Assistance Program (MAP) was awarded a \$300,000 three-year contract for technical, financial, and managerial evaluations, and on January 7, 2021, the contract was extended for an additional three years to end January 31, 2024. The contract was funded by \$25,000 of Clean Water SRF administrative fees for FFY 2022. During FFY 2022 MAP assisted eight communities with wastewater technical, financial, and managerial capacity assessments.

GOALS, OBJECTIVES, AND ENVIRONMENTAL RESULTS

Short-term Goals and Objectives

In the 2022 Intended Use Plan, the State of South Dakota identified one short-term goal to be implemented and three objectives to be accomplished. The state has made significant progress toward successful completion of its short-term goal and objectives.

Goal: To fully capitalize the fund.

As of September 30, 2022, South Dakota has made binding commitments to fully utilize all of its capitalization awards and associated state matching funds.

Objective: Ensure the technical integrity of the Clean Water SRF projects through the review of planning, design, plans and specifications, and construction activities.

Each Clean Water SRF application is assigned to an engineer and is followed through by that engineer until project completion and initiation of operations. Plans and specifications and facilities plans are reviewed and approved by the Department of Agriculture and Natural Resources. Pre-construction, initial, interim, and final construction inspections are conducted to ensure each project's technical integrity.

Objective: Ensure compliance with all pertinent federal, state, and local water pollution control laws and regulations.

The state works with all pertinent federal, state, and local agencies to ensure compliance.

Objective: Obtain maximum capitalization of the funds for the state in the shortest time possible.

The state did not apply for its FFY 2022 capitalization grant during FFY 2022 due to BIL funding implementation slowing the state's process. State matching funds will be in place prior to receiving the grant. Loans are awarded by assessing the following criteria: (1) the availability of funds in the Clean Water SRF program; (2) the applicant's need; (3) violation of health or safety standards; and (4) the applicant's ability to repay. South Dakota has not reverted any capitalization grant funds due to the eight-quarter time limit. Funds are usually awarded within one year of receiving each capitalization grant.

Long-term Goals and Objectives

In the 2022 Intended Use Plan, the State of South Dakota identified two long-term goals and two objectives to be accomplished.

Goal: To fully capitalize the Clean Water SRF.

The state has received and obligated each capitalization grant in the required time period and has had state match moneys available for each capitalization grant. As of September 30, 2022, South Dakota has made binding commitments to fully utilize all of its capitalization awards and associated state matching funds through the FFY 2022 award.

Goal: To maintain or restore and enhance the chemical, physical, and biological integrity of the state's waters for the benefit of the overall environment, the protection of public health, and the promotion of economic well-being.

The state has awarded 598 loans to 199 entities to assist with construction of wastewater, storm sewer, and nonpoint source projects.

Objective: Maintain a permanent, self-sustaining Clean Water SRF program that will serve in perpetuity as a financing source for wastewater treatment works projects and nonpoint source pollution control projects.

By ensuring that all loans are made to financially sound and responsible borrowers, the Clean Water SRF program will serve in perpetuity for South Dakota's wastewater, storm sewer, and nonpoint source projects.

Objective: Fulfill the requirements of pertinent federal, state, and local laws and regulations governing water pollution control activities while providing the state and local project sponsors with maximum flexibility and decision-making authority regarding such activities.

The state has tailored its Handbook of Procedures to be customer service oriented and user friendly for Clean Water State Revolving Fund Loan program recipients. The handbook also allows for maximum program flexibility while continuing to maintain sufficient state oversight of the program's activities.

Environmental Results

Effective January 1, 2005, states have been required to quantify and report the environmental benefits being realized through the Clean Water SRF program. The reporting requirement is being accomplished using an on-line environmental benefits assessment developed by EPA in cooperation with the states and other organizations. The list of all loans closed in FFY 2022 can be found in Addendum B. Individual Benefits Reporting Summary for each loan is available through EPA's online database.

DETAILS OF ACTIVITIES

Fund Financial Status

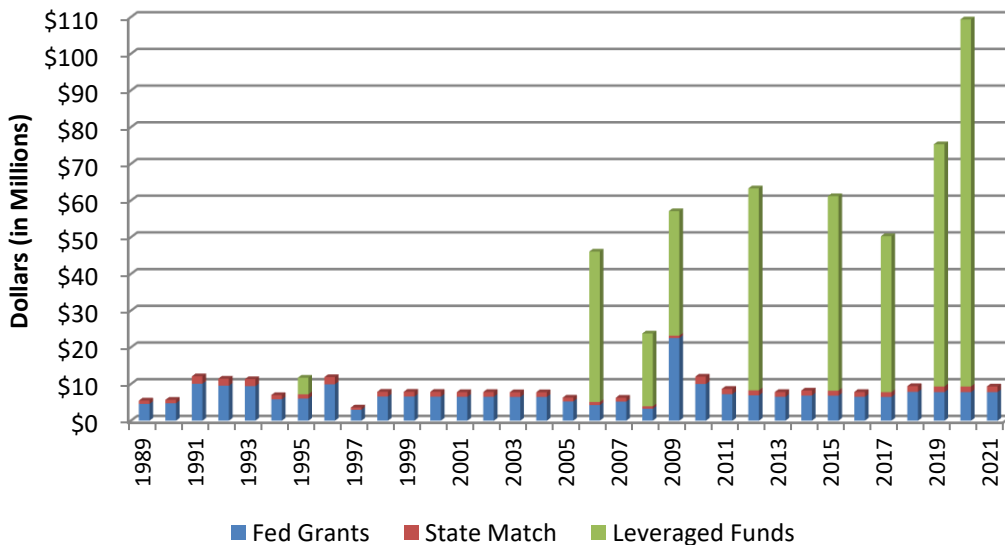
Sources of Funds: During FFY 2022, funding from the following sources was made available for award under the Clean Water SRF program in addition to prior year funds:

FFY 2022 federal capitalization grant	\$0
FFY 2022 state match	\$0
Principal repayments *	\$14,466,631
Interest repayments *	\$9,605,384
TOTAL	\$24,072,015

* Amount transferred to cumulative excess accounts and available to loan

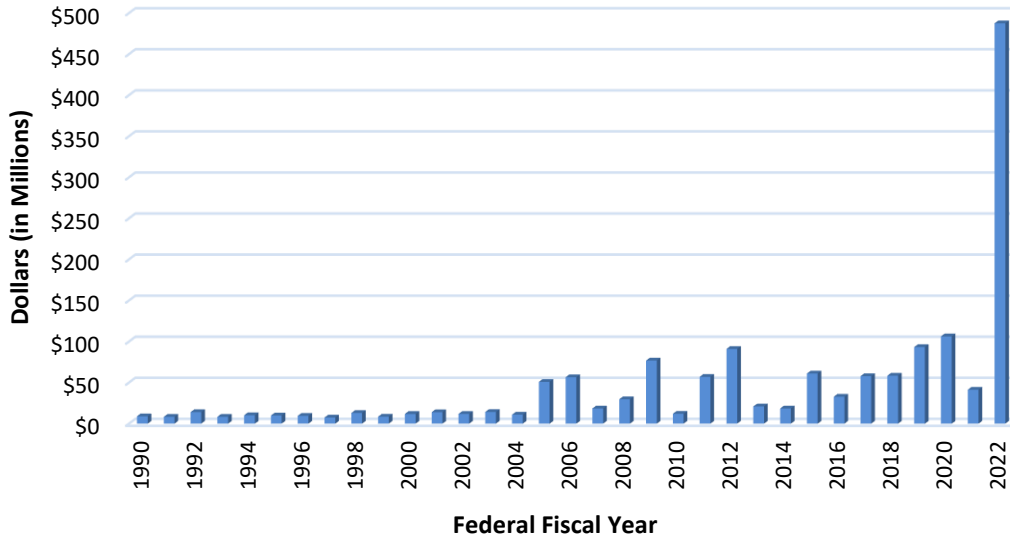
Annual amounts of capitalization grants, state match, and periodic leveraged bond funds are shown in Figure 1

FIGURE 1
Source of State Revolving Funds by Year



Binding Commitments: In order to provide financial assistance for Section 212 (wastewater and storm water) and nonpoint source projects, the state approved 87 binding commitments totaling \$490,768,207. Exhibit I lists the recipients of these Clean Water SRF loans, and Exhibit II details the needs categories for those projects. Figure 2 shows the total amount of binding commitments made by year.

FIGURE 2
Binding Commitments Made by Year



Revenues and Expenses: Fund revenues consisted of capitalization grants, administrative expense surcharge payments, and interest earned on loans and investments. In state fiscal year 2022 (July 1, 2021 - June 30, 2022) these earnings totaled \$17,474,815. Fund expenses included administrative expenditures, interest payable on bonds, bond's issuance cost, arbitrage expense, and a refund of prior year revenue. These expenses totaled \$15,066,769.

Disbursements and Guarantees: There were no loan guarantees during FFY 2022.

Findings of the Annual Audit and EPA Oversight Review: The state revolving fund programs were audited by the South Dakota Department of Legislative Audit for state fiscal year 2022 (July 1, 2021, through June 30, 2022), and the audit reports were issued on October 21, 2022. The audit did not contain any written findings or recommendations for the Clean Water SRF Program.

Region VIII conducted its annual oversight review of the South Dakota Clean Water SRF program. A final report was received on September 30, 2022, and there were no material recommendations.

Assistance Activity

Exhibits I through VIII illustrate the assistance activity of the Clean Water SRF in FFY 2022.

Exhibit I	The recipients that received Clean Water SRF loans during FFY 2022.
Exhibit II	The assistance amount provided to each project by needs category.
Exhibit III	The total Clean Water SRF dollars available by fiscal year, capitalization amounts, state match, and leveraged amounts.
Exhibit IV	The loan draws and administrative disbursements for FFY 2022.
Exhibit V	The estimated and actual cash disbursement schedule from the federal Letter of Credit for FFY 2022. The estimated schedule was established by the state and EPA through the annual capitalization grant application process.
Exhibit VI	The environmental review and land purchase information for the loans made in FFY 2022.
Exhibit VII	Loan transactions by borrower as of September 30, 2022.
Exhibit VIII	Projected principal and interest payments for FFY 2023.

Provisions of the Operating Agreement/Conditions of the Grant

The State of South Dakota agreed to a number of conditions in the Operating Agreement and Capitalization Grant Agreement. The following conditions have been met and need no further description:

- Agreement to accept payments
- Cash draws for Clean Water SRF program separate from all other EPA draws
- Prior incurred costs not as state match
- Revenues dedicated for repayment of loans
- Procurement actions - 40 CFR Part 31
- Administrative surcharge
- State match
- Cash draw schedule
- Anti-lobbying
- Expenditure of state matching funds
- Deposit of state matching funds with federal funds
- Binding commitment ratio
- Timely and expeditious use of funds

No transfer of Title II funds
Conduct environmental reviews
Eligibility of storm sewers
Clean Water SRF contains an 83.33 percent federal and 16.67 percent state split

The following grant conditions are described in detail below:

- **Establishment of Minority Business Enterprise (MBE)/Women's Business Enterprise (WBE) Goals and Submittal of MBE/WBE Utilization Report.**

The state and EPA have agreed on "fair share" goals of 1 percent MBE and 4 percent WBE. The actual MBE/WBE participation achieved for FFY 2022 was 0.15 percent MBE and 0.24 percent for WBE.

- **The state must use at least \$1,136,200 and may use no more than \$2,272,400 of the funds provided by the FFY 2022 base capitalization grant for additional subsidy, and \$4,281,620 from the BIL General Supplemental capitalization grant.**

The state intends to provide the maximum amount allowable of its FFY 2022 capitalization grant for additional subsidy to eligible recipients. The state has met its reporting requirements for additional subsidy awarded with the FFY 2021 capitalization grant.

- **The state must make a timely and concerted solicitation for projects that address green infrastructure, water or energy efficiency improvements in an amount equal to at least 10 percent of the FFY 2022 capitalization grant.**

The CWSRF program utilizes incentive rate financing to help encourage borrowers to take additional loan funds for Section 319 Nonpoint Source project funding. In South Dakota many nonpoint source projects include the purchase of easements adjacent to impaired waterbodies to reduce nutrient loading into the streams by installing best management practices. These activities are green projects as defined by EPA's eligibility criteria and have been used to meet the 2016-2020 Green Project Reserve requirements. As additional funds are allocated to projects and funds are expended, they will be recorded for Green Project Reserve tracking. Additionally, the Sioux Falls Water Reclamation Facility expansion will replace a significant amount of mechanical equipment. The energy efficiency realized by the equipment replacement will be determined later and the Green Project Reserve amount will be updated. These projects will provide sufficient funds to meet the 10 percent requirement of the remaining 2021 and 2022 capitalization grants.

- **Davis-Bacon Wage Rate Requirements**

The state contracts with the six planning districts to monitor Davis-Bacon Wage rate requirements for all entities with the exception of Sioux Falls, which provides its own reporting.

- **Reporting subawards as required by the Federal Financial Accountability and Transparency Act (FFATA)**

The state has met its reporting requirements for FFATA for the FFY 2021 capitalization grant. The FFATA reporting requirements for the FFY 2022 grant have not yet been met. The state continues to seek projects to meet the reporting requirements.

2023 Intended Use Plan

The Annual Report contains the 2023 Intended Use Plan as approved by the Board of Water and Natural Resources on November 3, 2022. The 2023 Intended Use Plan is included in the Annual Report as Addendum A.

SOUTH DAKOTA

CLEAN WATER

STATE REVOLVING FUND

LOAN PROGRAM HISTORY

INITIATION OF THE PROGRAM

The State Water Pollution Control Revolving Loan Fund, also known as the Clean Water State Revolving Fund Loan program (SRF), is a low-interest loan program to finance the construction of wastewater facilities, storm sewers, and nonpoint source pollution control projects. The program was created by the 1987 Clean Water Act amendments. Funds are provided to the states in the form of capitalization grants awarded annually through the United States Environmental Protection Agency.

The 1988 South Dakota Legislature authorized the State Water Pollution Control Revolving Loan Fund program. Additionally, the legislature appropriated \$1,200,000 and directed the South Dakota Conservancy District, in its capacity as the Board of Water and Natural Resources, to administer the program.

CAPITALIZATION GRANTS

Since 1988, the Conservancy District has received 33 base capitalization grants totaling \$205,510,600. This does not include the 2002 and 2003 Clean Water SRF Capitalization Grants that were transferred to the Drinking Water SRF Program. In order to receive each of the capitalization grants, the Conservancy District must have state matching funds in place equal to 20 percent of each grant. To meet this requirement, the Conservancy District used a state appropriation as well as revenue bonds and administrative expense surcharge funds to provide for the required \$41,102,120 in state matching funds. In addition to the base capitalization grants, the Conservancy District received \$19,239,100 in American Recovery and Reinvestment Act funds, for which no match was required. Exhibit III shows the capitalization grant and state match amounts by year.

STATE MATCHING FUNDS

The federal capitalization grants are matched by state funds at a ratio of 5 to 1. The 1988 appropriation of \$1,200,000 is the only state match provided through the state appropriation process. The first program bonds were issued for state match purposes in 1989. To date, \$40,589,678 in state match bonds has been issued. Table 6 recaps the state match bond issues.

TRANSFERS BETWEEN PROGRAMS

In federal fiscal years 2002 and 2003, because of the demand on the Drinking Water program, the Clean Water SRF capitalization grants and state match were transferred to the Drinking Water SRF program (see Table 6). These grants amounted to \$12,978,600, with a corresponding state match of \$2,595,720. In 2006, \$7,500,000 of the Series 2005 Drinking Water bond proceeds were transferred to the Clean Water program to meet demand, and in 2010, \$10,000,000 of repayment funds were transferred to the Clean Water program.

Table 6
Transfers between Clean Water SRF and Drinking Water SRF Programs

From	To	Date of Transfer	Capitalization Grant	State Match	Bonds/ Repayment Transferred	Total
Clean Water SRF	Drinking Water SRF	09/2002	\$6,510,800	\$1,302,160		\$7,182,960
Clean Water SRF	Drinking Water SRF	05/2003	\$6,467,800	\$1,293,560		\$7,761,360
Drinking Water SRF	Clean Water SRF	03/2006			\$7,500,000	\$7,500,000
Drinking Water SRF	Clean Water SRF	05/2011			\$10,000,000	\$10,000,000

LEVERAGED PROGRAM BONDS AND NOTES

The Conservancy District has the authority to issue revenue bonds and notes above the amount required for state match to leverage additional funds for the programs. Leveraged bonds for the Clean Water SRF program were issued in 1995, 2005, 2008, 2012, 2014, 2017, 2018, and 2020.

The Series 2005 bonds initially provided \$33,500,000 of leveraged funds for the Clean Water SRF program. Subsequently, the District transferred an additional \$7,500,000 of Series 2005 leveraged bond proceeds to the Clean Water SRF program from the Drinking Water SRF program (see Table 7).

In August 2009, the Series 2009 Bond Anticipation Notes provided \$37,455,570 in leveraged funds for the program. The 2010 Bond Anticipation Notes were issued in August 2010 to pay the redemption price of the Series 2009 Bond Anticipation Notes which were due on September 10, 2010. Concurrent with the redemption, the District converted \$3,543,094 of the proceeds to state match funds reducing the amount of Clean Water SRF leveraged funds to \$33,912,476. The cumulative amount of leveraged bonds and notes for the Clean Water SRF program is \$415.7 million. Table 7 recaps the leveraged bonds and notes.

Table 7
Clean Water State Revolving Fund Program
Bond and Note Issues

Series	Match	Refund	Leveraged	True	Bond Ratings	
				Interest	Moody's	S & P
				Cost		
1989	\$5,875,000			7.12%		AAA*
1992	\$4,180,000			6.83%		BBB
1994	\$631,195			5.01%	A	
1995	\$3,462,460	\$9,299,195	\$4,507,540	5.94%	A1	
1996	\$2,770,000			5.86%	A1	
2001	\$4,405,000			4.85%	Aa1	
2004		\$11,450,913		4.48%	Aaa	AAA
2005	\$1,558,349		\$41,000,000	4.36%	Aaa	AAA
2008	\$1,964,580		\$19,826,250	**	VMIG-1	A-1+
2009 ^B			\$37,455,570	0.58%	MIG-1	SP-1+
2010 ^B	\$3,543,094	\$37,455,570	(\$3,543,094)	0.35%	MIG-1	SP-1+
2010A		\$26,315,168		3.39%	Aaa	AAA
2010B		\$32,097,173		3.59%	Aaa	AAA
2012A		\$39,624,316		2.42%	Aaa	AAA
2012B	\$1,700,000	\$2,946,204	\$55,000,000	2.82%	Aaa	AAA
2014A	\$4,000,000			1.69%	Aaa	AAA
2014B			\$53,000,000	3.02%	Aaa	AAA
2017A	\$6,500,000	\$765,666		2.18%	Aaa	AAA
2017B		\$35,961,380	\$42,531,976	2.77%	Aaa	AAA
2018			\$66,007,810	3.37%	Aaa	AAA
2020			\$100,004,289	2.35%	Aaa	AAA
\$40,589,678		\$195,915,585		\$415,790,341		

* Insured by Capital Guaranty Insurance Company

** Multi-modal variable rate issue

Initial Pricing March 2008: 2.35% in effect until August 1, 2008

Rate Reset on August 1, 2008: 1.90% in effect until February 1, 2009

Rate Reset on February 1, 2009: 1.00% in effect until August 1, 2009

Rate Reset on August 1, 2009: 0.70% in effect until February 1, 2010

Rate Reset on February 1, 2010: 0.34% in effect until August 1, 2010

Rate Reset on August 1, 2010: 0.40% in effect until February 1, 2011

^B Bond Anticipation Notes

OTHER FUNDS

The Clean Water SRF program is intended to revolve in perpetuity. As borrowers repay their loans, the principal repayments are used to pay debt service on leveraged bonds. Excess repayments are then available to be loaned. The first principal repayment loan was made in 1995. The interest repaid by borrowers and investment earnings are dedicated to pay debt service on state match bonds. The excess interest (unrestricted cumulative interest) is then available to be loaned. The first unrestricted cumulative interest loan was made in 2005. When the federal capitalization grants cease, all loans will be made from these sources.

TRUSTEE

The trustee manages and invests all funds and accounts for the Drinking Water SRF program, issues amortization schedules, disburses loan funds, and receives all loan repayments. The First National Bank in Sioux Falls was the trustee since the onset of the program in 1997. On September 2, 2016, the First National Bank in Sioux Falls provided the department with written notice of its intent to terminate its consultant contract as trustee. U.S. Bank National Association began serving as trustee on April 24, 2017. Effective June 23, 2022, the U.S. Bank National Association was succeeded by U.S. Bank, Trust Company National Association.

BOND COUNSEL

Alzheimer & Gray served as bond counsel for the Series 1998A and Series 2001 Drinking Water State Revolving Fund Program Bonds. In July 2003, Alzheimer & Gray law firm dissolved, and Perkins Coie LLP was retained to serve as bond counsel. Perkins Coie served as bond counsel for the Series 2004, 2005, 2008, 2010, 2012, 2014, 2017, 2018, and 2020 bond issues and 2009 and 2010 bond anticipation notes.

UNDERWRITER

Piper Jaffray served as underwriter for the Series 1998A Drinking Water State Revolving Fund Program Bonds. Dougherty and Company served as underwriter for the Series 2001 bonds. UBS Financial Services served as underwriter for the Series 2004 and Series 2005 State Revolving Fund Program Bonds. Wachovia Bank, National Association was selected as underwriter and remarketing agent for the Series 2008 bonds. Piper Jaffray & Company was selected through a competitive bid process as the underwriter for the Series 2009 Bond Anticipation Notes, and J.P. Morgan Securities L.L.C was chosen through a competitive bid process as the underwriter for the Series 2010 Bond Anticipation Notes.

In October 2010, a request for proposals was circulated for investment banking services. Three firms were retained to provide investment banking services through December 2013. For the 2010 Series Bonds, J.P. Morgan served as the book running senior manager and Piper Jaffray & Co. and Wells Fargo Securities, N.A. served as co-senior manager and co-manager, respectively. For the Series 2012 bonds, Wells Fargo Securities served as lead underwriter, with Piper Jaffray and Company and J.P. Morgan serving as co-managers.

In June 2014, another request for proposals was circulated for investment banking services. Two firms were selected to provide investment banking service until October 8, 2017. J.P. Morgan served as lead underwriter on the 2014 issue and Wells Fargo Securities served as co-manager. Wells Fargo Securities served as lead underwriter on the 2017 issue and J.P. Morgan served as co-manager.

In July 2018, a request for proposals was circulated for investment banking services. Three firms were selected to provide investment banking services until September 30, 2021. Citigroup Global Markets, Inc. acted as lead underwriter for the 2018 issue with J.P Morgan Securities, LLC and Bank of America Merrill Lynch serving as co-managers. Bank of America Merrill Lynch acted as lead underwriter with J.P Morgan Securities, LLC and Citigroup Global Markets, Inc. serving as co-managers for the 2020 bond issue.

FINANCIAL ADVISOR

In September 2003, PFM Financial Advisors, LLC (formerly Public Financial Management, Inc.) was retained to provide financial services related to the SRF programs. PFM prepares program cash flow models that assist in the rating and sale of the District's bonds, assesses the financial impacts of transfers between the Clean Water and Drinking Water programs, maintenance of SRF funds in perpetuity, and short- and long-term effects of refunding some or all of the District's outstanding debt. PFM Financial Advisors prepares a capacity model designed to evaluate the impacts to current and future lending capacity considering factors including loan terms, loan rates, leveraging the programs and various methods by which required state matching funds may be provided. PFM Financial Advisors also provides guidance regarding TIPRA compliance and maintaining the funds in perpetuity.

INVESTMENT MANAGER

The Board of Water and Natural Resources authorized distribution of a Request for Proposals for an Investment Manager for the SRF programs in January 2013. On March 11, 2013, the board selected PFM Asset Management as the investment manager, to direct the investment of certain SRF program funds. The contract with PFM Asset Management expired March 31, 2019, and the board chose to discontinue utilizing PFM Asset Management's services. A new investment manager is not expected to be retained in the near future, and investments will be directed by staff.

EPA REGION VIII

Region VIII of the Environmental Protection Agency oversees the Clean Water State Revolving Fund Loan program. EPA assists the state in securing capitalization grants and guides the Conservancy District in its administration of the program.

CLEAN WATER

STATE REVOLVING FUND

LOAN PORTFOLIO

Table 8
Clean Water State Revolving Fund Loan Program
Portfolio Active Clean Water SRF Loans

Sponsor	Binding Commitment Date	Rate	Term (Years)	Original Binding Commitment Amount	Final Loan Amount
Aberdeen (03)	03/28/2013	2.25%	10	\$1,500,000	\$1,500,000
Aberdeen (04)	04/13/2022	2.125%	30	\$32,426,100	\$32,426,100
Alcester (01)	03/25/2021	2.125%	30	\$3,710,000	\$3,710,000
Alcester (02)	04/13/2022	2.125%	30	\$250,350	\$250,350
Alexandria (01)	04/13/2022	2.125%	30	\$1,692,000	\$1,692,000
Alpena (01)	03/30/2012	3.00%	20	\$1,465,000	\$905,474
Andover (01)	03/30/2012	3.25%	30	\$194,000	\$194,000
Andover (02)	06/25/2020	2.125%	30	\$1,168,000	\$1,168,000
Arlington (01)	04/13/2022	2.125%	30	\$2,420,443	\$618,161
Astoria (02)	03/31/2016	3.250%	30	\$744,000	\$600,656
Aurora (02)	07/23/2009	3.250%	30	\$660,000	\$421,303
Aurora (03)	06/25/2020	2.125%	30	\$2,002,000	\$2,002,000
Aurora (04)	04/13/2022	2.125%	30	\$1,804,888	\$1,804,888
Avon (01)	03/29/2019	2.50%	20	\$138,000	\$138,000
Baltic (01)	06/27/2002	3.50%	20	\$465,000	\$405,646
Baltic (02)	06/25/2009	3.00%	20	\$433,000	\$276,164
Baltic (03)	03/30/2012	3.25%	30	\$764,700	\$705,015
Baltic (04)	04/13/2022	2.125%	30	\$1,167,839	\$1,167,839
Belle Fourche (03)	01/05/2017	2.25%	20	\$2,125,000	\$2,125,000
Belle Fourche (04)	03/29/2019	2.50%	20	\$1,836,000	\$1,836,000
Beresford (02)	03/30/2012	3.25%	30	\$789,790	\$789,790
Beresford (03)	03/28/2014	3.25%	30	\$605,000	\$560,821
Beresford (04)	04/13/2022	2.125%	30	\$9,258,653	\$9,258,653
Bison (01)	06/24/2011	3.00%	20	\$504,000	\$504,000
Bison (03)	09/29/2022	2.125%	30	\$1,666,000	\$1,666,000
Blunt (01)	06/22/2017	2.50%	30	\$710,000	\$709,991
Bonesteel (01)	03/28/2013	3.25%	30	\$588,000	\$370,456
Bowdle (01)	04/13/2022	2.125%	30	\$1,583,133	\$1,583,133
Box Elder (02)	05/17/2022	2.125%	30	\$1,540,000	\$1,540,000
Box Elder (03)	09/29/2022	2.125%	30	\$6,261,000	\$6,261,000
Brandon (06)	03/31/2016	3.00%	20	\$2,598,000	\$2,598,000
Brant Lake Sanitary District (01)	06/24/2010	3.25%	30	\$1,700,000	\$1,700,000
Brentford (01)	03/28/2013	3.25%	30	\$194,000	\$171,507
Bridgewater (02)	06/23/2005	3.25%	20	\$321,600	\$321,600
Bridgewater (03)	06/24/2011	3.25%	30	\$261,000	\$256,273

Sponsor	Binding Commitment Date	Rate	Term (Years)	Original Binding Commitment Amount	Final Loan Amount
Bridgewater (04)	03/29/2019	2.75%	30	\$1,760,000	\$1,759,999
Bridgewater (05)	06/23/2022	2.125%	30	\$666,119	\$666,119
Bristol (01)	03/28/2014	3.25%	30	\$1,000,000	\$893,785
Britton (02)	09/26/2002	3.50%	20	\$322,500	\$291,854
Britton (03)	01/05/2012	3.00%	20	\$1,042,034	\$897,735
Britton (04)	03/28/2013	3.25%	30	\$2,500,000	\$1,935,489
Britton (05)	04/13/2022	2.125%	30	\$911,862	\$911,862
Brookings (03)	06/24/2010	3.00%	20	\$665,000	\$433,909
Brookings (04)	06/24/2011	3.00%	20	\$483,538	\$335,314
Brookings (05)	03/30/2012	3.00%	20	\$549,476	\$226,121
Brookings (06)	03/30/2012	3.00%	20	\$3,222,319	\$1,972,719
Brookings (07)	06/29/2012	3.25%	30	\$30,600,000	\$30,017,417
Brookings (09)	01/10/2014	3.00%	20	\$1,570,000	\$448,140
Brookings (10)	01/03/2020	2.25%	20	\$850,000	\$850,000
Brookings (11)	04/13/2022	2.125%	30	\$4,000,000	\$4,000,000
Bryant (01)	04/13/2022	2.125%	30	\$1,800,050	\$1,800,050
Burke (01)	01/05/2006	3.25%	20	\$155,000	\$155,000
Canistota (01)	03/27/2009	3.25%	30	\$616,840	\$616,840
Canistota (02)	12/16/2009	3.25%	30	\$188,669	\$186,183
Canistota (03)	03/28/2014	3.25%	30	\$381,000	\$381,000
Canistota (04)	06/23/2016	3.25%	30	\$378,000	\$378,000
Canistota (05)	06/24/2021	2.125%	30	\$1,758,000	\$1,758,000
Canova (01)	01/07/2011	3.25%	30	\$262,500	\$238,713
Canton (02)	01/10/2003	3.50%	20	\$600,000	\$600,000
Canton (03)	03/27/2009	3.00%	20	\$2,462,000	\$2,462,000
Canton (04)	06/29/2012	3.25%	30	\$732,000	\$732,000
Canton (05)	03/31/2016	3.25%	30	\$1,648,000	\$1,609,567
Canton (06)	09/29/2022	2.125%	30	\$2,021,378	\$2,021,378
Castlewood (01)	01/31/2002	3.50%	20	\$250,000	\$215,859
Castlewood (02)	06/22/2006	3.25%	20	\$160,000	\$160,000
Cavour (01)	06/25/2015	3.25%	30	\$150,000	\$73,794
Cavour (02)	06/28/2018	2.50%	30	\$192,000	\$192,000
Centerville (01)	06/27/2002	3.50%	20	\$500,000	\$500,000
Centerville (02)	03/30/2012	3.25%	30	\$435,471	\$400,509
Centerville (03)	03/31/2017	2.50%	30	\$240,000	\$240,000
Chamberlain (05)	01/03/2019	2.00%	10	\$300,000	\$300,000
Chamberlain (06)	06/23/2022	2.125%	30	\$1,190,000	\$1,190,000
Chancellor (01)	03/28/2014	3.25%	30	\$574,000	\$573,999
Chancellor (02)	03/31/2016	2.25%	10	\$180,000	\$120,520
Chancellor (03)	03/25/2021	2.125%	30	\$470,000	\$470,000

Sponsor	Binding Commitment Date	Rate	Term (Years)	Original Binding Commitment Amount	Final Loan Amount
Chancellor (04)	05/17/2022	2.125%	30	\$210,000	\$210,000
Claremont (01)	03/29/2019	2.75%	30	\$1,832,000	\$1,832,000
Claremont (02)	06/25/2020	2.125%	30	\$625,000	\$625,000
Clark (01)	01/10/2003	3.50%	20	\$400,000	\$400,000
Clark (02)	03/27/2015	3.25%	30	\$2,485,000	\$1,911,549
Clear Lake (02)	06/25/2004	3.25%	20	\$910,000	\$687,227
Colman (01)	03/30/2012	3.25%	30	\$1,574,248	\$1,574,248
Colman (02)	03/28/2013	3.25%	30	\$800,000	\$766,243
Colman (03)	06/23/2022	2.125%	30	\$758,100	\$758,100
Colton (02)	03/25/2011	3.00%	20	\$189,200	\$140,826
Colton (03)	03/31/2017	2.50%	30	\$1,974,000	\$1,907,852
Colton (04)	04/13/2022	2.125%	30	\$391,350	\$391,350
Corsica (01)	04/13/2022	2.125%	30	\$555,922	\$555,922
Cresbard (01)	03/25/2021	2.125%	30	\$3,124,000	\$3,124,000
Crooks (03)	03/27/2018	2.50%	30	\$2,400,000	\$2,400,000
Crooks (04)	06/24/2021	2.125%	30	\$1,173,000	\$1,173,000
Crooks (05)	04/13/2022	2.125%	30	\$458,727	\$458,727
Custer (04)	06/29/2012	3.00%	20	\$1,633,000	\$925,919
Custer (05)	03/25/2021	2.125%	30	\$1,539,000	\$1,539,000
Custer (06)	04/13/2022	2.125%	30	\$4,832,051	\$4,832,051
Dakota Dunes Community Improvement District (01)	06/23/2022	2.00%	20	\$411,708	\$411,708
Dakota Dunes Community Improvement District (02)	06/23/2022	2.00%	20	\$260,014	\$260,014
Dell Rapids (03)	09/27/2007	3.25%	20	\$1,062,000	\$1,062,000
Dell Rapids (04)	09/25/2008	3.25%	20	\$950,000	\$950,000
Dell Rapids (06)	06/29/2012	3.00%	20	\$612,000	\$612,000
Dell Rapids (07)	01/10/2014	3.00%	20	\$1,200,000	\$1,200,000
Dell Rapids (08)	03/31/2016	3.25%	30	\$2,386,000	\$1,975,384
Dell Rapids (09)	03/27/2018	1.50%	30	\$2,324,000	\$2,324,000
Dell Rapids (09NPS)	03/27/2018	1.50%	30	\$337,700	\$337,000
Dell Rapids (10)	04/27/2020	1.375%	30	\$1,964,000	\$1,964,000
Dell Rapids (10NPS)	04/27/2020	1.375%	30	\$213,500	\$213,500
Dell Rapids (11)	04/13/2022	1.375%	30	\$3,187,700	\$2,385,692
Dell Rapids (11NPS)	04/13/2022	1.375%	30	\$346,587	\$259,388
Delmont (01)	06/25/2020	0.00%	-	\$1,210,000	\$1,210,000
DeSmet (01)	06/23/2022	2.125%	30	\$1,196,650	\$1,196,650
Dimock (01)	09/24/2015	3.25%	30	\$478,000	\$429,653
Doland (01)	03/31/2017	2.00%	10	\$150,000	\$82,699
Dupree (01)	06/28/2013	3.25%	30	\$450,000	\$450,000
Dupree (02)	01/08/2015	3.25%	30	\$192,000	\$192,000
Dupree (03)	06/23/2022	2.125%	30	\$1,314,452	\$1,314,452

Sponsor	Binding Commitment Date	Rate	Term (Years)	Original Binding Commitment Amount	Final Loan Amount
Eagle Butte (02)	11/06/2014	3.25%	30	\$2,410,000	\$1,781,743
Elk Point (06)	07/23/2009	3.00%	20	\$931,700	\$607,840
Elk Point (07)	06/23/2016	3.25%	30	\$235,000	\$132,455
Elk Point (08)	01/03/2020	2.50%	30	\$593,000	\$593,000
Elkton (01)	03/27/2009	3.00%	20	\$510,000	\$505,464
Elkton (02)	03/29/2019	2.75%	30	\$1,206,000	\$1,206,000
Elkton (03)	03/25/2021	2.125%	30	\$383,000	\$383,000
Emery (01)	06/25/2015	3.25%	30	\$3,084,000	\$2,502,877
Emery (02)	04/13/2022	2.125%	30	\$374,100	\$374,100
Ethan (01)	03/30/2012	3.25%	30	\$500,000	\$489,349
Eureka (01)	09/27/2012	3.25%	30	\$1,494,000	\$1,383,155
Faulkton (01)	09/27/2012	3.25%	30	\$902,000	\$790,879
Flandreau (01)	06/23/2022	2.125%	30	\$2,776,087	\$2,776,087
Fort Pierre (03)	01/09/2004	3.50%	20	\$450,000	\$443,223
Fort Pierre (05)	02/11/2009	3.00%	20	\$900,000	\$495,549
Fort Pierre (06)	03/30/2012	3.25%	30	\$266,000	\$266,000
Fort Pierre (07)	06/25/2020	2.125%	30	\$3,701,000	\$3,701,000
Freeman (03)	06/26/2014	3.00%	20	\$1,536,000	\$1,000,000
Garretson (02)	03/27/2008	3.25%	20	\$507,445	\$503,239
Garretson (03)	06/22/2017	2.50%	30	\$1,160,000	\$1,160,000
Garretson (04)	04/27/2020	2.125%	30	\$917,000	\$917,000
Gayville (02)	04/13/2022	2.125%	30	\$1,864,900	\$1,864,900
Gettysburg (01)	06/25/2009	3.00%	20	\$624,000	\$535,758
Gregory (01)	08/26/2009	3.00%	20	\$357,000	\$241,574
Gregory (02)	09/27/2013	2.25%	10	\$259,000	\$229,958
Gregory (03)	03/31/2017	2.25%	20	\$260,000	\$260,000
Gregory (04)	04/13/2022	2.125%	30	\$3,116,400	\$3,116,400
Groton (09)	06/24/2011	2.25%	10	\$485,000	\$249,240
Harrisburg (03)	06/25/2009	3.25%	30	\$5,911,800	\$2,544,036
Harrisburg (04)	03/25/2011	3.00%	20	\$1,435,340	\$679,217
Harrisburg (05)	03/25/2011	3.00%	20	\$1,783,760	\$1,402,976
Harrisburg (07)	09/27/2018	2.50%	30	\$24,487,000	\$24,487,000
Harrisburg (08)	04/13/2022	2.125%	30	\$8,393,896	\$8,393,896
Hartford (04)	01/10/2003	3.50%	20	\$550,035	\$550,035
Hartford (05)	06/28/2007	3.25%	20	\$583,000	\$523,629
Hartford (06)	06/22/2017	2.50%	30	\$1,482,000	\$1,482,000
Hartford (07)	09/26/2019	2.75%	30	\$1,334,000	\$1,334,000
Hartford (08)	04/13/2022	2.125%	30	\$7,181,432	\$7,181,432
Hecla (01)	07/06/2009	3.00%	20	\$143,390	\$101,909
Hermosa (01)	03/25/2011	3.25%	30	\$303,604	\$292,156

Sponsor	Binding Commitment Date	Rate	Term (Years)	Original Binding Commitment Amount	Final Loan Amount
Hermosa (02)	04/13/2022	2.125%	30	\$698,600	\$698,600
Herreid (01)	03/25/2011	3.25%	30	\$694,300	\$694,300
Hot Springs (02)	09/24/2010	0.00%	20	\$1,453,000	\$1,227,332
Hoven (01)	06/26/2014	3.25%	30	\$656,000	\$470,351
Howard (02)	06/23/2022	2.125%	30	\$2,472,000	\$2,472,000
Hudson (01)	04/27/2020	2.125%	30	\$898,000	\$898,000
Hudson (02)	05/17/2022	2.125%	30	\$656,180	\$656,180
Humboldt (01)	03/27/2015	3.25%	30	\$417,200	\$340,287
Humboldt (03)	03/27/2018	2.50%	30	\$1,876,000	\$1,876,000
Humboldt (04)	03/27/2018	2.00%	10	\$290,000	\$113,477
Humboldt (05)	04/13/2022	2.125%	30	\$420,150	\$420,150
Hurley (01)	03/30/2012	3.25%	30	\$835,964	\$835,964
Hurley (02)	04/27/2020	2.125%	30	\$188,000	\$188,000
Huron (05)	06/25/2020	2.125%	30	\$14,946,000	\$14,946,000
Interior (01)	06/24/2011	3.25%	30	\$250,000	\$246,721
Ipswich (02)	06/23/2022	2.125%	30	\$814,112	\$814,112
Irene (01)	03/28/2014	3.25%	30	\$656,000	\$613,952
Irene (02)	06/27/2019	2.75%	30	\$3,392,000	\$3,392,000
Irene (03)	04/13/2022	2.125%	30	\$87,600	\$87,600
Isabel (01)	06/23/2022	2.125%	30	\$828,204	\$828,204
Java (01)	06/24/2011	3.25%	30	\$438,325	\$393,252
Jefferson (01)	03/28/2003	3.50%	20	\$320,000	\$166,084
Kadoka (01)	04/13/2022	2.125%	30	\$1,831,593	\$1,831,593
Kennebec (01)	03/27/2015	3.25%	30	\$723,000	\$642,079
Kennebec (02)	03/27/2015	3.25%	30	\$437,000	\$390,362
Kennebec (03)	04/13/2022	2.125%	30	\$666,500	\$666,500
Keystone (01)	06/23/2016	3.00%	20	\$431,000	\$429,140
Lake Madison Sanitary District (03)	09/24/2015	3.25%	30	\$428,000	\$428,000
Lake Norden (01)	03/31/2017	2.50%	30	\$1,285,000	\$923,366
Lake Norden (02)	06/25/2020	2.125%	30	\$671,000	\$484,934
Lake Norden (03)	03/25/2021	2.125%	30	\$1,435,000	\$1,435,000
Lake Poinsett Sanitary District (02)	06/28/2007	3.50%	30	\$1,094,700	\$1,094,700
Lake Poinsett Sanitary District (03)	09/24/2010	3.25%	30	\$3,075,000	\$2,413,671
Lake Poinsett Sanitary District (04)	03/28/2014	3.25%	30	\$1,917,000	\$1,827,216
Lake Poinsett Sanitary District (05)	05/17/2022	2.125%	30	\$1,809,749	\$1,809,749
Lake Preston (01)	04/27/2020	2.125%	30	\$758,000	\$758,000
Lake Preston (02)	04/13/2022	2.125%	30	\$582,325	\$582,325
Lead (05)	01/06/2005	3.25%	20	\$333,700	\$220,029
Lead (06)	06/28/2007	3.25%	20	\$240,000	\$240,000
Lead (07)	09/24/2010	3.00%	20	\$200,000	\$192,541

Sponsor	Binding Commitment Date	Rate	Term (Years)	Original Binding Commitment Amount	Final Loan Amount
Lead (08)	03/28/2014	3.00%	20	\$937,000	\$829,854
Lead (09)	06/23/2016	2.25%	10	\$427,000	\$342,380
Lead-Deadwood Sanitary District (02)	06/23/2022	2.00%	20	\$634,900	\$634,900
Lennox (04)	06/25/2009	3.25%	30	\$1,942,273	\$1,942,273
Lennox (05)	03/28/2014	3.25%	30	\$1,290,000	\$1,290,000
Lennox (06)	03/27/2015	3.25%	30	\$1,873,000	\$1,853,747
Lennox (07)	06/22/2017	2.50%	30	\$1,496,000	\$1,496,000
Lennox (08)	09/26/2019	2.75%	30	\$1,000,000	\$820,016
Lennox (09)	06/24/2021	2.125%	30	\$2,299,000	\$2,299,000
Lennox (10)	04/13/2022	2.125%	30	\$3,275,550	\$3,275,550
Lesterville (01)	04/13/2022	2.125%	30	\$546,700	\$546,700
Letcher (01)	06/28/2013	3.25%	30	\$775,000	\$742,374
Madison (02)	09/27/2007	3.25%	20	\$5,343,256	\$4,986,796
Madison (05)	04/13/2022	2.125%	30	\$3,284,680	\$3,284,680
Marion (01)	09/25/2008	3.50%	30	\$1,710,000	\$1,707,908
Marion (03)	04/27/2020	2.125%	30	\$420,000	\$420,000
Marion (04)	06/23/2022	2.125%	30	\$134,655	\$134,655
McLaughlin (01)	06/24/2011	3.25%	30	\$1,145,675	\$1,050,424
Mellette (01)	04/27/2020	2.125%	30	\$286,000	\$286,000
Menno (01)	09/24/2010	3.00%	20	\$240,000	\$191,500
Menno (02)	03/28/2013	3.25%	30	\$1,230,000	\$1,170,777
Miller (03)	03/31/2017	2.50%	30	\$1,875,000	\$1,875,000
Miller (04)	03/28/2019	2.50%	30	\$1,900,000	\$1,900,000
Miller (05)	04/13/2022	2.125%	30	\$683,579	\$683,579
Mina Lake Sanitary District (01)	06/23/2016	3.25%	30	\$559,000	\$431,803
Mission Hill (01)	04/13/2022	2.125%	30	\$552,966	\$552,966
Mitchell (02)	09/25/2003	3.50%	20	\$1,320,000	\$1,320,000
Mitchell (03)	02/11/2009	2.00%	20	\$1,534,224	\$1,534,224
Mitchell (03NPS)	02/11/2009	2.00%	20	\$148,523	\$148,523
Mitchell (04)	03/28/2013	3.00%	20	\$800,000	\$543,447
Mitchell (05)	09/27/2018	1.25%	20	\$7,832,000	\$7,545,478
Mitchell (05NPS)	09/27/2018	1.25%	20	\$780,750	\$780,750
Mitchell (06)	01/03/2019	1.25%	20	\$3,575,000	\$3,572,349
Mitchell (06NPS)	01/03/2019	1.25%	20	\$356,000	\$356,000
Mitchell (07)	04/27/2020	1.25%	20	\$4,200,000	\$1,000,000
Mitchell (07NPS)	04/27/2020	1.25%	20	\$311,700	\$74,225
Mitchell (08)	09/24/2020	1.375%	30	\$1,500,000	\$1,500,000
Mitchell (08NPS)	09/24/2020	1.375%	30	\$163,000	\$163,000
Mitchell (09)	01/06/2022	1.375%	30	\$10,000,000	\$15,942,528
Mitchell (09NPS)	01/06/2022	1.375%	30	\$1,087,000	\$1,733,374

Sponsor	Binding Commitment Date	Rate	Term (Years)	Original Binding Commitment Amount	Final Loan Amount
Mitchell (10)	04/13/2022	2.125%	30	\$12,899,436	\$12,899,436
Mitchell (11)	04/13/2022	2.125%	30	\$4,760,000	\$4,760,000
Mitchell (12)	04/13/2022	2.125%	30	\$1,245,000	\$1,040,000
Mobridge (05)	01/08/2015	3.00%	20	\$1,475,000	\$1,475,000
Montrose (02)	03/27/2009	3.25%	30	\$804,000	\$767,190
Montrose (04)	09/24/2020	2.125%	30	\$363,200	\$363,200
Mount Vernon (01)	01/07/2011	3.25%	30	\$2,300,000	\$2,300,000
Newell (01)	06/23/2022	2.125%	30	\$347,900	\$347,900
Nisland (01)	01/06/2005	3.25%	20	\$204,000	\$204,000
North Sioux City (03)	05/17/2022	2.00%	20	\$5,351,110	\$5,351,110
Northville (01)	03/25/2011	3.25%	30	\$238,300	\$111,405
Onida (01)	03/31/2017	2.50%	30	\$2,400,000	\$2,400,000
Onida (02)	06/27/2019	2.75%	30	\$1,426,000	\$1,426,000
Parker (01)	09/23/2004	3.25%	20	\$824,000	\$430,000
Parker (02)	06/22/2006	3.25%	20	\$620,000	\$480,501
Parker (03)	03/27/2009	3.25%	30	\$700,900	\$694,329
Parker (04)	03/28/2013	3.25%	20	\$295,000	\$203,257
Parker (05)	06/22/2017	2.50%	30	\$731,000	\$615,619
Parker (06)	04/13/2022	2.125%	30	\$2,081,250	\$2,081,250
Parkston (01)	06/26/2008	3.25%	20	\$650,000	\$635,690
Parkston (02)	04/13/2022	2.125%	30	\$1,926,260	\$1,926,260
Peever (01)	06/23/2022	2.125%	30	\$1,663,173	\$1,663,173
Philip (04)	03/30/2012	3.25%	30	\$1,073,300	\$865,546
Philip (05)	03/30/2012	3.25%	30	\$750,000	\$604,122
Philip (06)	03/27/2018	2.50%	30	\$536,000	\$414,302
Philip (07)	03/27/2018	2.50%	30	\$605,000	\$485,821
Pickerel Lake Sanitary District (03)	04/13/2022	2.125%	30	\$2,105,000	\$2,105,000
Pickstown (01)	04/13/2022	2.125%	30	\$926,800	\$926,800
Pierpont (01)	09/26/2019	2.25%	10	\$132,000	\$132,000
Pierre (04)	03/28/2003	3.50%	20	\$1,378,404	\$1,199,832
Pierre (05)	09/25/2008	3.25%	20	\$976,953	\$612,159
Pierre (06)	09/26/2014	2.25%	10	\$817,600	\$817,600
Pierre (07)	03/31/2016	3.00%	20	\$3,821,000	\$2,708,381
Pierre (08)	06/23/2016	2.25%	10	\$1,450,000	\$912,203
Pierre (09)	06/25/2020	2.00%	20	\$15,310,000	\$15,310,000
Plankinton (01)	06/24/2011	3.25%	30	\$1,005,744	\$1,005,744
Plankinton (02)	03/31/2017	2.00%	10	\$240,000	\$240,000
Plankinton (03)	04/13/2022	2.125%	30	\$2,510,384	\$2,510,384
Platte (02)	06/22/2017	2.50%	30	\$2,300,000	\$1,735,634
Platte (03)	04/13/2022	2.125%	30	\$482,100	\$482,100

Sponsor	Binding Commitment Date	Rate	Term (Years)	Original Binding Commitment Amount	Final Loan Amount
Powder House Pass Community Improvement District (01)	03/30/2012	3.25%	30	\$2,575,218	\$2,575,218
Powder House Pass Community Improvement District (02)	09/29/2017	2.50%	30	\$2,060,000	\$1,703,499
Powder House Pass Community Improvement District (03)	04/13/2022	2.125%	30	\$7,163,500	\$7,163,500
Presho (01)	06/28/2018	2.50%	30	\$4,048,000	\$4,048,000
Rapid City (06)	09/23/2009	3.00%	20	\$5,000,000	\$5,000,000
Rapid City (07)	04/13/2022	2.00%	20	\$101,500,000	\$101,500,000
Redfield (02)	03/30/2012	3.25%	30	\$884,000	\$803,423
Renner Sanitary District (01)	06/25/2020	2.125%	30	\$1,147,000	\$1,147,000
Roscoe (02)	03/29/2019	2.75%	30	\$1,600,000	\$1,600,000
Roscoe (03)	03/25/2021	2.125%	30	\$220,000	\$220,000
Saint Lawrence (01)	09/26/2014	3.25%	30	\$193,000	\$148,224
Saint Lawrence (02)	03/25/2021	2.125%	30	\$396,000	\$396,000
Salem (01)	03/28/2003	3.50%	20	\$592,307	\$518,035
Salem (03)	03/31/2017	3.50%	20	\$2,556,000	\$2,412,689
Salem (05)	06/24/2021	2.125%	30	\$847,000	\$847,000
Salem (06)	04/13/2022	2.125%	30	\$1,892,800	\$1,892,800
Scotland (02)	06/24/2011	3.25%	30	\$945,930	\$804,740
Seneca (01)	04/13/2022	2.125%	30	\$183,650	\$183,650
Sinai (01)	03/28/2014	3.25%	30	\$500,000	\$366,668
Sioux Falls (21A)	03/31/2005	2.25%	20	\$12,500,000	\$12,500,000
Sioux Falls (21B)	10/19/2005	2.25%	20	\$21,608,000	\$19,188,341
Sioux Falls (21NPS)	03/31/2005	2.25%	20	\$3,269,418	\$3,125,636
Sioux Falls (32)	01/07/2011	1.25%	10	\$23,400,000	\$21,848,437
Sioux Falls (32NPS)	01/07/2011	1.25%	10	\$1,189,400	\$1,189,400
Sioux Falls (33)	06/24/2011	1.25%	10	\$14,000,000	\$12,945,439
Sioux Falls (33NPS)	06/24/2011	1.25%	10	\$711,614	\$711,614
Sioux Falls (34)	09/27/2012	1.25%	10	\$12,464,000	\$12,040,836
Sioux Falls (35)	03/27/2015	1.25%	10	\$11,400,000	\$11,400,000
Sioux Falls (35NPS)	03/27/2015	1.25%	10	\$579,457	\$579,457
Sioux Falls (36)	03/27/2015	1.25%	10	\$24,800,000	\$15,750,044
Sioux Falls (36NPS)	03/27/2015	1.25%	10	\$1,260,000	\$800,500
Sioux Falls (37)	06/23/2016	1.25%	10	\$8,838,000	\$6,901,585
Sioux Falls (37NPS)	06/23/2016	1.25%	10	\$449,000	\$449,000
Sioux Falls (38)	03/31/2017	1.00%	10	\$11,000,000	\$8,956,847
Sioux Falls (38NPS)	03/31/2017	1.00%	10	\$559,125	\$559,125
Sioux Falls (39)	01/04/2018	1.00%	10	\$8,400,000	\$8,400,000
Sioux Falls (39NPS)	01/04/2018	1.00%	10	\$429,000	\$429,000
Sioux Falls (40)	03/29/2019	1.50%	20	\$24,400,000	\$24,400,000
Sioux Falls (40NPS)	03/29/2019	1.50%	20	\$2,408,800	\$2,408,800
Sioux Falls (41)	09/26/2019	2.50%	20	\$41,625,000	\$41,625,000

Sponsor	Binding Commitment Date	Rate	Term (Years)	Original Binding Commitment Amount	Final Loan Amount
Sioux Falls (42)	01/03/2020	1.00%	10	\$9,000,000	\$9,000,000
Sioux Falls (42NPS)	01/03/2020	1.00%	10	\$457,400	\$457,400
Sioux Falls (43)	09/24/2020	2.00%	20	\$18,500,000	\$18,500,000
Sioux Falls (44)	11/04/2021	2.00%	20	\$123,000,000	\$123,000,000
Southern Missouri Recycling/Waste Mgmt District (02)	06/29/2012	2.25%	10	\$242,000	\$223,813
Spearfish (03)	06/23/2022	2.125%	30	\$5,964,700	\$5,964,700
Spencer (01)	06/24/2010	3.25%	30	\$230,156	\$230,156
Spring/Cow Creek Sanitary District (01)	04/13/2022	2.125%	30	\$863,002	\$863,002
Springfield (01)	06/27/2019	2.75%	30	\$1,950,000	\$1,950,000
Sturgis (06)	03/31/2017	2.50%	30	\$16,247,000	\$16,247,000
Summerset (01)	03/30/2012	3.00%	20	\$300,000	\$257,947
Summerset (02)	03/31/2017	2.50%	30	\$1,769,000	\$1,741,865
Summerset (03)	04/13/2022	2.125%	30	\$5,923,042	\$5,923,042
Tabor (01)	03/25/2021	2.125%	30	\$2,248,000	\$2,248,000
Tea (05)	06/26/2003	3.50%	20	\$495,490	\$495,490
Tea (06)	06/28/2007	3.25%	20	\$858,000	\$787,174
Tea (07)	06/25/2009	3.00%	20	\$875,000	\$845,000
Tea (08)	04/27/2020	2.125%	30	\$4,431,000	\$4,431,000
Tea (09)	03/25/2021	2.125%	30	\$8,394,000	\$8,394,000
Tea (10)	03/25/2021	2.125%	30	\$1,402,000	\$1,402,000
Timber Lake (01)	06/23/2022	2.125%	30	\$2,229,066	\$2,229,066
Tulare (01)	06/23/2022	2.125%	30	\$1,449,000	\$1,449,000
Turton (01)	03/28/2014	3.25%	30	\$262,000	\$212,375
Tyndall (01)	03/31/2006	3.25%	20	\$795,000	\$795,000
Tyndall (02)	01/04/2018	2.25%	20	\$374,000	\$286,725
Tyndall (03)	04/13/2022	2.125%	30	\$690,240	\$690,240
Valley Springs (02)	09/23/2004	3.25%	20	\$350,000	\$350,000
Valley Springs (03)	04/27/2020	2.125%	30	\$1,779,000	\$1,764,819
Vermillion (05)	06/26/2008	3.25%	20	\$4,851,000	\$4,213,191
Vermillion (06)	06/25/2009	3.00%	20	\$499,000	\$499,000
Vermillion (07)	03/30/2012	3.00%	20	\$1,639,000	\$1,639,000
Vermillion (08)	06/23/2016	3.00%	20	\$812,000	\$751,900
Vermillion (09)	03/25/2021	2.125%	30	\$1,966,000	\$1,966,000
Vermillion (10)	03/25/2021	2.00%	20	\$500,000	\$500,000
Viborg (01)	06/24/2011	3.25%	30	\$883,000	\$616,764
Viborg (02)	06/23/2016	3.25%	30	\$105,000	\$103,103
Viborg (03)	01/03/2020	2.50%	30	\$1,771,000	\$800,000
Volga (01)	06/22/2017	2.25%	20	\$2,819,000	\$2,380,509
Volga (02)	04/27/2020	2.00%	20	\$2,405,000	\$1,980,200
Wagner (01)	06/28/2007	3.25%	20	\$150,000	\$138,329

Sponsor	Binding Commitment Date	Rate	Term (Years)	Original Binding Commitment Amount	Final Loan Amount
Wakonda (01)	06/28/2013	3.00%	20	\$529,000	\$507,555
Wall Lake Sanitary District (01)	12/13/2001	3.50%	20	\$200,000	\$175,126
Wall Lake Sanitary District (02)	03/30/2012	3.25%	30	\$135,000	\$135,000
Warner (02)	06/24/2011	3.25%	30	\$1,826,760	\$1,662,217
Watertown (05)	03/28/2003	3.50%	20	\$2,055,000	\$2,055,000
Watertown (06)	03/31/2006	2.25%	20	\$1,189,145	\$1,151,694
Watertown (06NPS)	03/31/2006	2.25%	20	\$113,985	\$113,985
Watertown (07)	01/05/2007	2.25%	20	\$847,170	\$808,736
Watertown (07NPS)	01/05/2007	2.25%	20	\$81,205	\$81,205
Watertown (08)	01/05/2007	2.25%	20	\$612,877	\$525,041
Watertown (08NPS)	01/05/2007	2.25%	20	\$58,747	\$58,747
Watertown (10)	07/23/2009	3.00%	20	\$3,330,000	\$2,983,757
Watertown (11)	06/24/2010	3.00%	20	\$815,000	\$498,166
Watertown (12)	01/03/2020	2.25%	20	\$5,000,000	\$5,000,000
Watertown (13)	03/25/2021	2.00%	20	\$2,500,000	\$2,500,000
Watertown (14)	04/13/2022	2.125%	30	\$19,819,800	\$19,819,800
Watertown (15)	06/23/2022	2.00%	20	\$1,428,000	\$1,428,000
Waubay (02)	09/27/2012	3.25%	30	\$149,200	\$134,056
Waubay (03)	03/27/2015	3.25%	30	\$1,470,000	\$1,362,506
Waubay (04)	03/25/2021	2.125%	30	\$1,365,000	\$1,365,000
Webster (04)	04/27/2020	2.125%	30	\$1,184,000	\$1,184,000
Webster (05)	04/13/2022	2.125%	30	\$3,338,000	\$3,338,000
Webster (06)	04/13/2022	2.125%	30	\$353,000	\$353,000
Wessington Springs (01)	03/27/2015	3.00%	20	\$393,000	\$241,979
Wessington Springs (02)	04/13/2022	2.125%	30	\$176,387	\$176,387
Weston Heights Sanitary District (01)	03/31/2006	3.25%	20	\$638,300	\$600,412
White Lake (01)	03/28/2013	3.25%	30	\$371,000	\$307,374
White (01)	05/17/2022	2.125%	30	\$1,832,810	\$1,832,810
Willow Lake (01)	01/08/2004	3.50%	20	\$100,000	\$100,000
Wilmot (01)	04/13/2022	2.125%	30	\$2,040,000	\$2,040,000
Winner (01)	06/22/2006	3.25%	20	\$925,000	\$925,000
Winner (02)	03/30/2012	3.00%	20	\$400,000	\$373,528
Wolsey (01)	09/27/2007	3.25%	20	\$162,300	\$162,300
Wolsey (03)	03/25/2010	3.00%	20	\$901,560	\$556,790
Worthing (02)	09/27/2007	3.50%	30	\$580,000	\$561,185
Worthing (03)	03/30/2012	3.00%	20	\$459,832	\$419,585
Worthing (05)	04/13/2022	2.125%	30	\$1,055,000	\$1,055,000
Yale (01)	06/24/2011	3.25%	30	\$885,110	\$863,135
Yankton (03)	10/12/2001	3.50%	20	\$6,130,000	\$6,020,406
Yankton (04)	03/30/2012	3.00%	20	\$3,330,000	\$3,330,000

Sponsor	Binding Commitment Date	Rate	Term (Years)	Original Binding Commitment Amount	Final Loan Amount
Yankton (05)	03/25/2021	2.00%	20	\$4,500,000	\$4,500,000
Yankton (06)	04/13/2022	2.00%	20	\$23,318,450	\$23,318,450
Yankton (07)	04/13/2022	2.00%	20	\$7,200,000	\$7,200,000
Total				\$1,180,111,450	\$1,130,423,673

Fully Repaid Clean Water SRF Loans

Sponsor	Binding Commitment Date	Rate	Term (Years)	Original Binding Commitment Amount	Final Loan Amount
Aberdeen (01)	01/06/2005	2.25%	20	\$12,062,600	\$12,062,600
Aberdeen (01NPS)	01/06/2005	2.25%	20	\$1,156,259	\$1,156,259
Aberdeen (02)	06/28/2007	3.25%	20	\$6,000,000	\$5,201,739
Aurora (01)	07/27/2000	5.00%	20	\$410,000	\$309,759
Belle Fourche Irrigation District (01)	06/24/2011	0.00%	-	\$200,000	\$200,000
Belle Fourche (01)	08/22/1990	3.00%	20	\$253,000	\$253,000
Beresford (01)	06/22/2000	4.50%	10	\$1,150,000	\$1,115,852
Belle Fourche (02)	06/22/1995	4.50%	10	\$300,000	\$264,422
Black Hawk Sanitary District (01)	06/26/2003	3.50%	20	\$589,600	\$477,823
Box Elder (01)	04/11/1990	3.00%	20	\$648,600	\$648,600
Brandon (01)	03/14/1991	3.00%	10	\$105,000	\$105,000
Brandon (02)	03/31/1993	3.00%	10	\$600,000	\$526,018
Brandon (04)	06/25/2009	2.25%	10	\$383,250	\$383,250
Bridgewater (01)	09/25/1997	5.25%	20	\$120,000	\$90,328
Britton (01)	05/13/1999	4.50%	10	\$509,935	\$509,935
Brookings (01)	03/14/1991	4.00%	15	\$188,065	\$188,065
Brookings (02)	03/27/2009	3.00%	20	\$1,190,000	\$744,545
Canton (01)	05/19/1992	4.00%	15	\$621,000	\$515,715
Chamberlain (01)	07/08/1992	3.00%	10	\$350,500	\$350,500
Chamberlain (02)	01/26/1993	3.00%	10	\$265,000	\$265,000
Chamberlain (03)	06/27/1996	5.25%	20	\$2,700,000	\$2,700,000
Chamberlain (04)	03/26/1998	5.25%	20	\$450,000	\$450,000
Clear Lake (01)	06/13/1991	4.00%	15	\$370,000	\$79,537
Colton (01)	09/22/2005	3.25%	20	\$204,500	\$178,332
Crooks (01)	03/27/2008	3.25%	20	\$697,000	\$421,975
Custer (01)	04/11/1990	3.00%	20	\$430,000	\$430,000
Custer (02)	07/11/1990	3.00%	20	\$182,000	\$182,000
Custer (03)	08/23/1993	3.00%	10	\$276,000	\$276,000

Sponsor	Binding Commitment Date	Rate	Term (Years)	Original Binging Commitment Amount	Final Loan Amount
Custer-Fall River Waste Mgmt District (01NPS)	06/22/1995	5.00%	20	\$250,000	\$106,939
Deadwood (01)	04/25/1994	4.00%	15	\$582,000	\$447,838
Dell Rapids (01)	12/09/1993	3.00%	10	\$300,000	\$300,000
Dell Rapids (02)	01/05/2006	3.25%	20	\$731,737	\$561,737
Dell Rapids (05)	09/24/2010	3.00%	20	\$1,185,995	\$742,564
Elk Point (01)	05/27/1993	4.00%	15	\$458,000	\$458,000
Elk Point (02)	01/31/2002	3.50%	20	\$450,000	\$450,000
Elk Point (03)	06/26/2003	3.50%	20	\$345,000	\$345,000
Elk Point (04)	06/22/2006	3.25%	20	\$100,000	\$100,000
Elk Point (05)	06/26/2008	3.25%	20	\$150,000	\$150,000
Ellsworth Development Authority (01A)	08/14/2012	3.00%	20	\$8,000,000	\$8,000,000
Ellsworth Development Authority (01B)	08/14/2012	3.00%	20	\$8,000,000	\$8,000,000
Ellsworth Development Authority (02A)	03/28/2013	3.00%	20	\$1,703,000	\$1,703,000
Ellsworth Development Authority (02B)	03/28/2013	3.00%	20	\$5,109,000	\$5,109,000
Fort Pierre (01)	05/11/1994	3.00%	10	\$330,294	\$330,294
Fort Pierre (02)	01/31/2002	3.50%	15	\$462,500	\$462,500
Freeman (01)	01/06/2005	2.50%	10	\$300,000	\$300,000
Freeman (02)	06/26/2008	3.00%	20	\$800,000	\$800,000
Garretson (01)	05/11/1994	4.00%	15	\$510,000	\$300,000
Gayville (01)	06/25/2004	3.25%	20	\$275,000	\$262,972
Groton (01)	01/13/1994	3.00%	10	\$192,000	\$189,524
Groton (02)	05/11/1994	3.00%	10	\$106,000	\$74,630
Groton (03)	07/23/1997	5.25%	20	\$635,000	\$470,809
Groton (04)	03/28/2003	3.50%	20	\$163,775	\$126,648
Groton (05)	03/28/2003	3.50%	20	\$440,000	\$440,000
Groton (06)	01/03/2008	3.25%	20	\$150,000	\$56,368
Groton (07)	06/25/2009	3.00%	20	\$907,700	\$310,913
Groton (08)	06/24/2010	2.25%	10	\$322,000	\$206,979
Harrisburg (01)	06/23/1999	5.00%	20	\$520,000	\$507,277
Harrisburg (02)	06/25/2009	0.00%	-	\$3,941,200	\$3,941,200
Harrold (01)	06/26/2008	3.25%	20	\$170,000	\$162,372
Hartford (01)	04/13/2000	5.00%	20	\$504,000	\$504,000
Hartford (02)	04/13/2000	5.00%	20	\$690,804	\$690,804
Hartford (03)	04/12/2002	3.50%	20	\$300,000	\$300,000
Highmore (01)	04/12/2002	3.50%	20	\$262,300	\$262,300
Highmore (02)	03/28/2014	3.25%	30	\$679,000	\$538,871
Hot Springs (01)	03/12/1992	3.00%	10	\$196,930	\$196,930
Hot Springs (01NPS)	01/13/1994	5.00%	20	\$930,000	\$930,000
Huron (01)	11/09/1989	3.00%	20	\$1,656,000	\$1,656,000
Huron (02)	06/13/1991	3.00%	10	\$750,000	\$701,997
Huron (03)	09/19/1995	5.25%	20	\$2,700,000	\$1,856,828
Lake Cochrane Sanitary District (01)	04/11/1990	3.00%	20	\$80,000	\$80,000

Sponsor	Binding Commitment Date	Rate	Term (Years)	Original Binging Commitment Amount	Final Loan Amount
Lake Cochrane Sanitary District (02)	01/08/2004	3.50%	20	\$160,000	\$156,111
Lake Madison Sanitary District (01)	03/14/1991	4.00%	15	\$330,000	\$330,000
Lake Madison Sanitary District (02)	09/25/2003	3.50%	20	\$875,000	\$613,419
Lead (01)	07/11/1990	3.00%	20	\$186,409	\$186,409
Lead (02)	07/11/1991	3.00%	10	\$500,770	\$500,770
Lead (03)	05/19/1992	3.00%	10	\$405,000	\$375,298
Lead (04)	07/27/2000	4.50%	10	\$239,200	\$239,200
Lead-Deadwood Sanitary District (01)	06/07/1990	3.00%	5	\$110,000	\$106,855
Lemmon (01)	04/11/1990	0.00%	20	\$427,100	\$427,100
Lennox (01)	06/27/1996	5.25%	20	\$350,000	\$350,000
Lennox (02)	07/23/1997	5.25%	20	\$600,000	\$583,735
Lennox (03)	06/25/2009	0.00%	-	\$1,565,760	\$1,565,760
Madison (01)	03/14/1991	3.00%	10	\$150,000	\$119,416
Marion (02)	06/28/2018	2.00%	10	\$522,000	\$451,642
Martin (01)	03/27/2008	3.25%	30	\$237,250	\$142,732
McCook Lake Sanitary District (01)	08/29/1991	5.00%	20	\$641,935	\$641,935
Milbank (01)	06/25/2009	3.00%	20	\$3,515,000	\$3,376,639
Milbank (02)	06/25/2009	3.25%	10	\$1,000,000	\$261,306
Mitchell (01)	04/15/1997	4.50%	10	\$2,000,000	\$1,543,405
Mobridge (01)	07/11/1990	3.00%	20	\$1,500,000	\$1,500,000
Mobridge (02)	12/11/1991	4.00%	15	\$158,000	\$158,000
Mobridge (03)	04/13/2000	4.50%	10	\$1,355,000	\$1,350,000
Mobridge (04)	06/29/2012	3.00%	20	\$764,000	\$703,425
Montrose (01)	09/22/2005	2.50%	10	\$142,621	\$34,988
North Sioux City (01)	07/08/1992	3.00%	10	\$239,650	\$239,650
North Sioux City (02)	06/22/1995	5.00%	15	\$646,000	\$646,000
Northdale Sanitary District (01)	04/25/1994	5.00%	20	\$315,000	\$256,380
Philip (01)	06/22/1995	5.00%	15	\$472,000	\$453,885
Philip (02)	06/26/1997	5.25%	20	\$325,000	\$321,127
Philip (03)	09/22/2005	3.25%	15	\$347,040	\$316,423
Pickerel Lake Sanitary District (01)	05/09/1996	5.25%	15	\$850,000	\$850,000
Pickerel Lake Sanitary District (02)	09/25/1997	5.25%	20	\$670,000	\$670,000
Pierre (01)	11/08/1990	4.00%	15	\$600,000	\$433,976
Pierre (02)	03/26/1998	5.25%	20	\$4,417,000	\$4,417,000
Pierre (03)	03/25/1999	5.00%	20	\$5,391,260	\$5,391,260
Platte (01)	03/25/1999	5.00%	20	\$1,000,000	\$975,865
Pollock (01)	09/23/1993	3.00%	10	\$170,000	\$151,619
Rapid City (01)	12/12/1990	4.00%	15	\$2,637,000	\$2,479,905
Rapid City (02)	07/08/1992	4.00%	15	\$1,138,200	\$986,685
Rapid City (03)	06/23/1993	4.00%	15	\$777,500	\$674,577
Rapid City (04)	08/10/1994	4.00%	15	\$1,214,861	\$1,214,861
Rapid City (05)	01/11/2001	4.50%	20	\$14,000,000	\$14,000,000

Sponsor	Binding Commitment Date	Rate	Term (Years)	Original Binging Commitment Amount	Final Loan Amount
Rapid Valley Sanitary District (01)	01/11/1990	3.00%	20	\$614,000	\$614,000
Rapid Valley Sanitary District (02)	11/10/1994	4.00%	15	\$460,000	\$364,583
Rapid Valley Sanitary District (03)	07/29/1996	5.25%	20	\$630,000	\$630,000
Raymond (01)	06/23/2016	0.00%	-	\$745,000	\$745,000
Raymond (02)	09/27/2018	0.00%	-	\$951,225	\$820,038
Richmond Lake Sanitary District (01)	06/27/1996	5.25%	20	\$414,000	\$414,000
Richmond Lake Sanitary District (02)	06/25/1998	5.25%	20	\$226,500	\$191,500
Richmond Lake Sanitary District (04)	03/25/2011	3.25%	30	\$339,800	\$275,149
Roscoe (01)	07/29/1996	5.25%	20	\$358,408	\$358,408
Salem (02)	06/23/2005	3.25%	20	\$387,960	\$387,960
Scotland (01)	03/28/2003	3.50%	20	\$250,000	\$250,000
Selby (01)	09/24/2010	0.00%	-	\$700,000	\$700,000
Sioux Falls (01)	04/11/1990	3.00%	20	\$3,316,310	\$2,836,963
Sioux Falls (02)	07/11/1990	3.00%	10	\$454,000	\$453,999
Sioux Falls (03)	12/12/1990	3.00%	10	\$845,000	\$845,000
Sioux Falls (04)	12/12/1990	3.00%	10	\$1,200,000	\$1,200,000
Sioux Falls (05)	03/12/1992	3.00%	10	\$1,955,000	\$1,955,000
Sioux Falls (06)	03/12/1992	3.00%	10	\$700,000	\$700,000
Sioux Falls (07)	01/26/1993	3.00%	10	\$4,500,000	\$4,500,000
Sioux Falls (08)	01/13/1994	3.00%	10	\$1,000,000	\$699,003
Sioux Falls (09)	08/10/1994	3.00%	10	\$1,250,000	\$1,250,000
Sioux Falls (10)	08/10/1994	3.00%	10	\$1,500,000	\$1,432,941
Sioux Falls (11)	06/22/1995	4.50%	10	\$1,250,000	\$1,195,346
Sioux Falls (12)	03/27/1996	4.50%	10	\$1,300,000	\$1,300,000
Sioux Falls (13)	01/09/1997	4.50%	10	\$2,500,000	\$2,083,137
Sioux Falls (14)	07/27/2000	4.50%	10	\$5,100,000	\$4,888,537
Sioux Falls (15)	04/12/2002	3.50%	10	\$1,724,000	\$1,467,706
Sioux Falls (16)	01/10/2003	3.50%	10	\$2,479,500	\$2,479,500
Sioux Falls (17)	06/26/2003	3.50%	10	\$932,000	\$561,320
Sioux Falls (18)	07/16/2004	2.50%	10	\$3,951,000	\$3,730,114
Sioux Falls (19)	07/16/2004	2.50%	10	\$801,000	\$415,785
Sioux Falls (20A)	01/06/2005	1.50%	10	\$16,000,000	\$16,000,000
Sioux Falls (20B)	10/19/2005	1.50%	10	\$8,700,000	\$8,700,000
Sioux Falls (20NPS)	01/06/2005	1.50%	10	\$1,249,349	\$1,249,349
Sioux Falls (22)	02/07/2006	2.50%	10	\$10,550,000	\$10,550,000
Sioux Falls (23)	03/31/2006	2.50%	10	\$10,323,000	\$10,309,144
Sioux Falls (24)	03/30/2007	2.50%	7	\$500,000	\$500,000
Sioux Falls (25)	01/03/2008	2.50%	10	\$5,657,000	\$3,508,134
Sioux Falls (26)	03/27/2008	2.50%	10	\$3,744,000	\$3,744,000
Sioux Falls (27)	03/27/2008	2.50%	10	\$2,621,000	\$2,621,000
Sioux Falls (28)	03/27/2009	2.25%	10	\$1,803,000	\$1,803,000
Sioux Falls (29)	03/27/2009	2.25%	10	\$2,540,000	\$1,211,097

Sponsor	Binding Commitment Date	Rate	Term (Years)	Original Binging Commitment Amount	Final Loan Amount
Sioux Falls (30)	07/23/2009	2.25%	10	\$8,462,000	\$4,974,661
Sioux Falls (31)	05/27/2009	2.25%	10	\$1,970,000	\$1,831,523
Southern Missouri Recycling/Waste Mgmt District (01NPS)	10/06/1994	5.00%	20	\$700,000	\$700,000
Spearfish (01)	03/12/1992	4.00%	15	\$1,956,000	\$1,956,000
Spearfish (02)	01/03/2008	3.25%	20	\$5,900,000	\$5,658,584
Sturgis (01)	08/23/1993	5.00%	20	\$502,000	\$502,000
Sturgis (02)	06/23/1994	5.00%	20	\$936,250	\$936,250
Sturgis (03)	06/27/1997	5.25%	20	\$450,000	\$437,380
Sturgis (04)	04/14/2000	5.00%	20	\$2,100,000	\$2,100,000
Sturgis (05)	08/26/2009	3.00%	20	\$516,900	\$516,900
Summit (01)	03/27/2009	0.00%	-	\$100,000	\$100,000
Tea (01)	03/31/1993	4.00%	15	\$600,000	\$600,000
Tea (02)	05/11/1994	4.00%	15	\$600,000	\$600,000
Tea (03)	06/27/1997	5.25%	20	\$250,000	\$208,813
Tea (04)	05/14/1998	5.00%	15	\$375,000	\$375,000
Valley Springs (01)	05/14/1998	5.25%	20	\$430,000	\$422,128
Vermillion (01)	06/07/1990	3.00%	20	\$125,000	\$125,000
Vermillion (01NPS)	08/10/1995	4.50%	10	\$480,000	\$356,531
Vermillion (02)	12/09/1993	4.00%	15	\$500,000	\$370,471
Vermillion (03)	03/28/2003	3.50%	20	\$456,000	\$273,965
Vermillion (04)	07/16/2004	3.25%	20	\$3,548,351	\$3,333,994
Wall (01)	07/22/1999	5.00%	20	\$1,146,000	\$788,600
Warner (01)	03/23/1995	4.50%	10	\$102,000	\$101,152
Watertown School District (01)	07/23/2009	0.00%	-	\$503,635	\$399,747
Watertown (01)	10/09/1991	4.00%	15	\$2,000,000	\$2,000,000
Watertown (02)	08/12/1992	4.00%	15	\$4,000,000	\$4,000,000
Watertown (03)	06/22/1995	5.25%	20	\$2,600,000	\$2,583,734
Watertown (04)	11/09/1995	5.25%	20	\$2,200,000	\$932,830
Watertown (09)	07/23/2009	3.00%	20	\$16,446,000	\$11,554,853
Waubay (01)	02/18/1992	5.00%	20	\$163,487	\$81,454
Webster (01)	03/27/1996	4.50%	10	\$400,000	\$345,394
Webster (02)	04/12/2002	3.50%	20	\$811,000	\$811,000
Webster (03)	03/27/2009	0.00%	-	\$500,000	\$500,000
Whitewood (01)	02/18/1992	4.00%	15	\$200,000	\$180,801
Whitewood (02)	07/27/2000	5.00%	20	\$275,000	\$189,032
Worthing (01)	06/27/1996	5.25%	20	\$315,725	\$227,645
Worthing (04)	03/31/2017	2.00%	10	\$120,000	\$120,000
Yankton (01)	12/10/1997	5.25%	20	\$2,625,000	\$2,625,000
Yankton (02)	12/10/1997	6.00%	20	\$4,500,000	\$4,500,000
Total				\$308,084,500	\$281,679,061
GRAND TOTAL				\$1,488,195,950	\$1,412,102,734

Table 9
Clean Water State Revolving Fund
Loans Deobligated in Full or Rescinded by Board

Sponsor	Binding Commitment Date	Rate	Term (Years)	Original Binding Commitment Amount
Astoria (01)	01/04/2013	3.25%	30	\$235,000
Bison (02)	06/26/2014	3.25%	30	\$419,000
Brandon (03)	06/25/2009	2.25%	10	\$687,000
Brandon (05)	03/27/2015	3.25%	30	\$3,000,000
Brookings (08)	09/27/2012	3.00%	20	\$255,000
Brown County (01)	03/28/2014	2.25%	10	\$1,385,600
Crooks (02)	03/30/2012	3.25%	30	\$425,000
Eagle Butte (01)	09/27/2012	3.00%	20	\$1,561,500
Eagle Butte (03)	06/22/2017	2.50%	30	\$670,000
Enemy Swim San District (01)	03/27/2009	0.00%	0	\$300,000
Fort Pierre (04)	03/30/2007	3.25%	20	\$374,620
Harrisburg (06)	09/27/2013	3.25%	30	\$2,577,000
Hosmer (01)	03/27/2015	3.25%	30	\$968,000
Howard (01)	03/27/2015	3.25%	30	\$1,764,000
Humboldt (02)	03/31/2017	2.00%	10	\$272,000
Huron (04)	01/06/2005	3.25%	20	\$1,500,000
Ipswich (01)	03/27/2015	3.25%	30	\$1,951,000
Lake Byron Sanitary District (01)	03/27/2018	2.50%	30	\$3,475,000
Lake Byron Watershed District (01)	03/28/2014	3.25%	30	\$1,843,000
Lake Poinsett Sanitary District (01)	01/06/2005	3.25%	20	\$590,000
Madison (03)	04/27/2020	2.125%	30	\$3,287,000
Madison (04)	04/27/2020	2.125%	30	\$3,073,000
Miller (01)	03/31/2016	3.25%	30	\$3,541,000
Miller (02)	03/31/2016	3.25%	30	\$1,958,000
Montrose (03)	06/25/2015	3.25%	30	\$545,000
Prairie Meadows Sanitary District (01)	03/28/2013	3.25%	30	\$788,000
Prairie Meadows Sanitary District (02)	03/31/2016	3.25%	30	\$588,000
Redfield (01)	06/23/2005	3.25%	20	\$333,788
Richmond Lake Sanitary District (03)	03/25/2011	3.00%	20	\$193,600
Salem (04)	03/25/2021	2.125%	30	\$1,128,000
Tea (11)	05/17/2022	2.125%	30	\$946,288
Veblen (01)	06/22/2017	2.50%	30	\$1,387,000
Wagner (02)	07/23/2009	3.25%	30	\$500,000
Westport (01)	03/31/2016	3.25%	30	\$445,000
Wolsey (02)	03/27/2009	3.00%	20	\$614,400
Yale (02)	03/31/2016	3.25%	30	\$84,000
Total of Loans Deobligated or Rescinded				\$43,664,796

FIGURE 4
Clean Water SRF Interest Rates
by Percent of Loan Portfolio
(\$1.4 Billion)

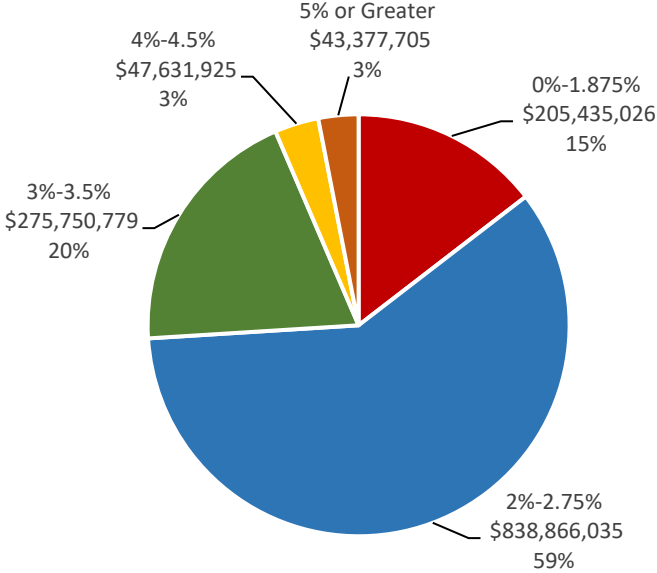
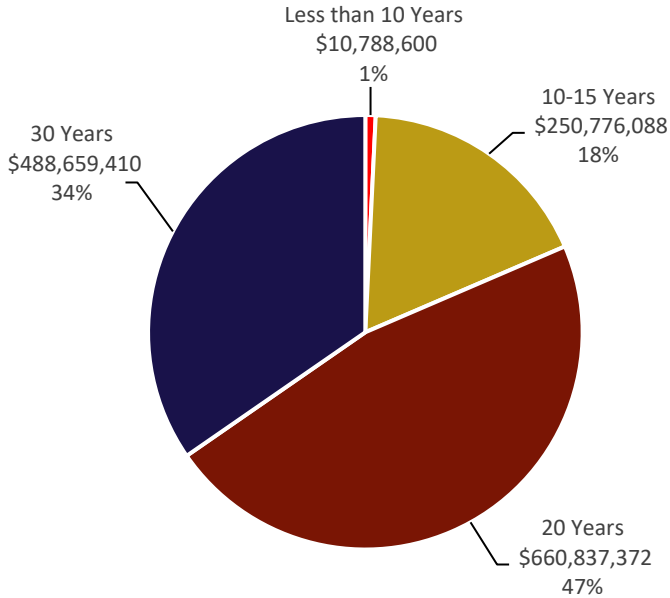


FIGURE 5
Clean Water SRF Loan Terms
by Percentage of Loan Awards
(\$1.4 Billion)



CLEAN WATER SRF PROJECT DESCRIPTIONS

ABERDEEN – Aberdeen received its first loan for wastewater treatment plant improvements and upgrades and nonpoint source best management practices. The loan was for \$13,218,859 at 2.25 percent for 20 years. The second loan, in the amount of \$6,000,000 at 3.25 percent for 20 years, funded the second phase of the wastewater treatment plant improvement project. Aberdeen’s third loan was for the replacement of 1,300 feet of sanitary and 1,600 feet of storm sewer on Kline Street. This loan was for \$1,500,000 at 2.25% for 10 years. Aberdeen was awarded its fourth loan to increase the capacity and expand the operations of its wastewater treatment facility by making improvements to the main lift station, and the biosolids handling, primary clarification, activated sludge, final clarification, and UV disinfection processes. The loan was for \$32,426,100 at 2.125 percent for 30 years.

ALCESTER – Alcester was awarded its first Clean Water SRF loan for Phase I improvements to its wastewater treatment facility. The loan was for \$3,710,000 at 2.125 percent for 30 years and included \$2,650,000 of principal forgiveness. The city received its second loan for phase 1 of a multi-phase sanitary sewer collection system improvements project. The loan was for \$250,350 at 2.125 percent for 30 years.

ALEXANDRIA – Alexandria was awarded its first Clean Water SRF loan to install a new sanitary sewer main from the city to the interceptor line along Highway 62 and make repairs at the wastewater treatment facility. The loan was for \$1,692,000 at 2.125 percent for 30 years.

ALPENA – Alpena received a \$1,465,000 loan at 3 percent for 20 years to construct a third stabilization pond to the existing treatment system. The expansion was necessitated to accommodate an increased waste load from Link Snacks, Inc.

ANDOVER – Andover received a \$194,000 loan at 3.25 percent for 30 years. The loan will partially fund a project to convert the town’s single cell lagoon to a three-cell system, construct an inter-pond lift station, and televise the collection system. The town received its second loan to rehabilitate the collection system by relining or replacing all existing lines and construct a storm sewer trunk line to remove stormwater from the wastewater collection system. The loan was for \$1,168,000 at 2.125 percent for 30 years and included \$1,068,000 of principal forgiveness.

ARLINGTON – Arlington was awarded its first Clean Water SRF loan to replace approximately 10,200 feet of sanitary sewer. The loan was for \$2,420,443 at 2.125 percent for 30 years.

ASTORIA – Astoria’s first Clean Water SRF loan was for \$235,000 at 3.25 percent for 30 years. The loan will help the city increase the capacity of the existing wastewater treatment facility by adding a new cell and rehabilitate a storm water diversion channel west of the treatment facility. The project also included cleaning and televising the city’s wastewater collection system to identify areas of excessive inflow and infiltration. Due to increased project costs the loan was rescinded, and another loan was awarded. The second loan was for \$744,000 at 3.25 percent for 30 years and included \$368,700 of principal forgiveness.

AURORA – Aurora received a \$410,000 loan at 5 percent interest for 20 years. The project upgraded the city’s wastewater collection system. The city’s second loan was for \$660,000, at 3.25 percent for 30 years, and included \$300,000 of principal forgiveness through the American Recovery and Reinvestment Act of 2009. This loan was to upgrade the city’s single cell wastewater treatment lagoon to an artificial wetland

treatment system. Aurora received its third loan to replace and reline sanitary sewer collection lines, increase the capacity of the main lift station, and construct a new parallel forcemain from the lift station to the treatment ponds. The loan was for \$2,002,000 at 2.125 percent for 30 years. Aurora was awarded its fourth loan for phase 2 of the wastewater collection system improvements project. The loan was for \$1,804,888 at 2.125 percent for 30 years.

AVON – Avon received its first Clean Water State Revolving Fund loan to replace sanitary sewer and storm sewer along or adjacent to Main Street. The loan amount was \$138,000 at 2.5 percent for 20 years.

BALTIC – Baltic received a \$465,000 loan at 3.5 percent for 20 years to fund sewer main and lift station replacement. Baltic's second loan was for \$433,000 to install rip rap at the wastewater treatment lagoon cells. This loan was at 3 percent for 20 years and included \$200,000 of principal forgiveness through the American Recovery and Reinvestment Act of 2009. A third loan in the amount of \$764,700 was awarded to replace aging sewer lines on Elm Avenue, Jans Circle, Richards Circle and Bonnies Circle. The loan terms were 3.25 percent for 30 years. Baltic received a fourth loan to replace the main lift station at the wastewater lagoons and install approximately 1,100 feet of 8-inch sewer main. The loan was for \$1,167,839 at 2.125 percent for 30 years.

BELLE FOURCHE – The city of Belle Fourche received two loans totaling \$517,422. The first loan, at 3 percent for 20 years, was used to construct sanitary sewer lines and manholes. The second loan, at 4.5 percent for 10 years, was used to upgrade the city's primary sanitary force main. Belle Fourche received its third loan in the amount of \$2,125,000 at 2.25 percent for 20 years to replace the sanitary sewer in 8th Avenue. Belle Fourche received its fourth loan in the amount of \$1,836,000 at 2.5 percent for 20 years to replace the Day Street Lift Station.

BELLE FOURCHE IRRIGATION DISTRICT – The Belle Fourche Irrigation District received a \$200,000 loan with 100 percent principal forgiveness. The loan was to partially fund irrigators' conversion from flood irrigation to more efficient sprinkler systems.

BERESFORD – The city of Beresford received a 4.5 percent, 10-year loan in the amount of \$1,150,000 to improve sanitary sewer and storm sewer lines in conjunction with a South Dakota Department of Transportation street reconstruction project. Beresford was awarded its second loan to replace aging sanitary sewer lines on portions of Second Street, Fifth Street, and Eleventh Street. The loan was for \$789,790 at 3.25 percent for 30 years. The city received its third loan - \$605,000 at 3.25 percent for 30 years – to replace sewer in conjunction with a South Dakota Department of Transportation Highway 46 reconstruction project. Beresford received its fourth loan to make improvements to the wastewater collection system to address infiltration and inflow and construct a Submerged Attached Growth Reactor and disinfection system. The loan was for \$9,258,653 at 2.125 percent for 30 years and included \$134,653 of principal forgiveness.

BISON – Bison received its first State Revolving Fund loan to install a storm water collection system and construct a bio-retention pond to manage storm water flows. The loan was in the amount of \$504,000 at 3 percent for 20 years. Bison received its second loan to reline portions of the collection system and make improvements to the berms at the wastewater treatment facility. The loan was for \$419,000 at 3.25 percent for 30 years. The loan was rescinded by the board. The city was awarded its third loan to make repairs at the wastewater treatment facility, divert stormwater away from the wastewater treatment facility to prevent erosion, and clean and televise the collection system. The loan was for \$1,666,000 at 2.125% for 30 years.

BLACK HAWK SANITARY DISTRICT – Black Hawk Sanitary District’s Clean Water SRF loan in the amount of \$589,600 loan at 3.5 percent for 20 years was used for a wastewater improvement project. The district’s wastewater runs through the Northdale Sanitary District to be treated by the city of Rapid City.

BLUNT – Blunt was awarded its first Clean Water SRF loan to refurbish its wastewater lagoon treatment system and rehabilitate two lift stations. The \$710,000 loan is at 2.5 percent for 30 years.

BONESTEEL – Bonesteel received a \$588,000 loan at 3.25 percent for 30 years to partially finance improvements to the wastewater treatment and collection systems. The treatment facility improvements involved repairing the clay liner and interior pond dikes, installing rip rap, and other miscellaneous repairs. The collection system improvements involved replacing 600 feet of interceptor line cleaning and televising existing clay sewer lines to prioritize future collection system replacement projects.

BOWDLE – Bowdle was awarded its first Clean Water SRF loan to rehabilitate its wastewater collection by lining or replacing sewer lines. The loan was for \$1,583,133 at 2.125 percent for 30 years.

BOX ELDER – Box Elder utilized a \$648,600 Clean Water SRF loan at 3 percent for 20 years to refinance existing sewer debt incurred to expand its treatment facility. The city’s second loan was to replace and upsize approximately 26,500 feet of sewer main on Box Elder Road and in the Highway 14/16 median and install approximately 16,500 feet of collection lines for new development on 151st Street. The loan was for \$1,540,000 at 2.125 percent for 30 years. Box Elder’s third loan in the amount of \$6,261,000 at 2.125 percent for 30 years was for installing sanitary sewer piping in the areas of Cheyenne Boulevard, Westgate Road, and South Box Elder to accommodate future residential and commercial expansion.

BRANDON – The city of Brandon received two Clean Water SRF loans totaling \$631,018 for a storm drainage project and for the construction of a force main to convey partially treated wastewater from Brandon to the Sioux Falls wastewater treatment plant as well as the associated pumping station and improvements to the existing treatment facility. Both loans were for 10 years at 3 percent interest. Brandon’s third loan, for \$687,000 at 2.25 percent for 10 years, was to reroute the force main leading to the wastewater treatment facility. Brandon’s fourth loan, for \$383,250 at 2.25 percent for 10 years, was to construct a storm water detention pond on the east side of the city. The third and fourth loans received 10 percent principal forgiveness (\$68,700 and \$38,325, respectively) through the American Recovery and Reinvestment Act of 2009. The third loan was rescinded at the city’s request due to uncertainties concerning the route of the force main and the time limitations imposed by the American Recovery and Reinvestment Act. Brandon’s fifth loan was awarded for engineering planning and design for modifications to the collection systems and construction of a new treatment system. The loan was for \$3,000,000 at 3.25 percent for 30 years. This loan was deobligated at the city’s request after the city dismissed plans to build a new treatment system. Brandon received its sixth loan for \$2,598,000 at 3 percent for 20 years to construct a lift station to convey raw sewage to the Sioux Falls Water Reclamation facility.

BRANT LAKE SANITARY DISTRICT – The Brant Lake Sanitary District received a \$1,700,000 loan to construct a wastewater collection system to serve the residents of Brant Lake and convey wastewater to the Chester Sanitary District’s wastewater treatment facility. The loan was at 3.25 percent for 30 years.

BRENTFORD – The city of Brentford received a \$194,000 loan to finance lift station and force main upgrades, construct a new wastewater treatment cell, and make improvements to the existing cell. The project also involved cleaning and televising of the collection system to determine the most appropriate lines to replace in the future. The loan was at 3.25 percent for 30 years.

BRIDGEWATER – The city of Bridgewater constructed storm sewer along the north and east sides of the city to connect to an existing inlet basin with its first loan, a 20-year, 5.25 percent loan for \$90,328. The city's second loan, for \$321,600 at 3.25 percent for 20 years funded improvements to the sanitary sewer system. Bridgewater's third loan was in the amount of \$261,000 at 3.25 percent for 30 years and was used to replace or reline several blocks of sewer main and repair or replace several manholes along Main Street. Bridgewater received its fourth loan to address deficiencies in its storm water system by installing new pipes and adding a detention basin. The loan was for \$1,760,000 at 2.75 percent for 30 years and included \$260,000 of principal forgiveness. The city's fifth loan was awarded to construct a storm sewer outfall line from the southern city limits to a discharge point approximately one mile southwest of Bridgewater and install approximately 8,100 feet of new storm sewer of various sizes. The loan was for \$666,119 at 2.125 percent for 30 years.

BRISTOL – The city of Bristol received a \$1,000,000 loan at 3.25 percent for 30 years to replace sanitary and storm sewer primarily in the northwest portion of the community.

BRITTON – The city of Britton received two Clean Water SRF loans for a total amount of \$832,435. The first loan, at 4.5 percent for 10 years, funded wastewater system improvements, including the installation of a lift station and force main and the construction of artificial wetlands. The city's second loan in the amount of \$322,500 at 3.5 percent for 20 years funded sewer main replacement and extensions along Highway 10. A third loan in the amount of \$1,042,034 was awarded to televise the collection system, rehabilitate multiple lift stations, and general improvements to the wastewater treatment facility. The loan terms were 3 percent for 20 years. Britton received its fourth loan to fund a project to replace vitrified clay pipe with PVC pipe throughout the city. The loan amount was \$2,500,000 with terms of 3.25 percent for 30 years. The city's fifth loan was awarded to make improvements to the Main Lift Station and the South Main Lift Station and replace sections of clay pipe. The loan was for \$911,862 at 2.125 percent for 30 years.

BROOKINGS – The city of Brookings received a loan for \$188,065 at 4 percent for 15 years to finance the construction of a new interceptor. The city of Brookings received its second loan to extend sanitary and storm sewer service to the South Dakota State University Innovation Campus. The loan was for \$1,190,000 at 3.0 percent for 20 years and included \$119,000 of principal forgiveness through the American Recovery and Reinvestment Act of 2009. The city's third loan financed the construction of a storm water detention pond with a rain garden component. The loan was for \$665,000 at 3 percent for 20 years and included \$66,500 of principal forgiveness. The city's fourth loan also financed the construction of a storm water detention pond with a rain garden component. The loan was for \$483,538 at 3 percent for 20 years. Brookings received its fifth loan, \$549,476 at 3 percent for 20 years, to construct a 15-acre-foot storm water detention pond. The city's sixth loan upgraded the existing storm sewer in the area of Christine Avenue and 12th Street South. This loan was in the amount of \$3,222,319 at 3 percent for 20 years. The city was awarded its seventh loan for upgrades to the wastewater treatment facility and equalization basins, install new sanitary sewer mains, and construct a combined flow equalization pumping station facility. The seventh loan was for \$30.6 million at 3.25 percent for 30 years. Brookings' eighth loan was intended to replace sanitary sewer under 11th Street that is undersized; however, the loan was subsequently deobligated in full at the city's request. The loan was for \$255,000 at 3 percent for 20

years. The city's ninth loan was to construct a storm water management system in the Division Avenue area. This loan was in the amount of \$1,570,000 at 3 percent for 20 years. Brooking's tenth loan is for storm sewer upgrades on Jefferson Avenue, State Avenue, and Morningside Drive involving storm sewer pipe, curb and gutter, and a new channel for excess flow. This loan was in the amount of \$850,000 at 2.25 percent for 20 years. The city was awarded its eleventh loan to replace 8-inch and 15-inch sewer lines with 24-inch lines and install 1,200 feet of 12-inch new sanitary sewer. The loan was for \$4,000,000 at 2.125 percent for 30 years.

BROWN COUNTY – Brown County was awarded a \$1,385,600 loan at 2.25 percent for 10 years for the construction of a new landfill cell; however, the loan was subsequently deobligated in full at the county's request.

BRYANT – Bryant was awarded its first Clean Water SRF loan to replace or line approximately 6,000 feet of vitrified clay pipe and 900 feet of storm sewer to address infiltration and inflow. The loan was for \$1,800,050 at 2.125 percent for 30 years.

BURKE – The city of Burke received a \$155,000 loan at 3.25 percent for 20 years to fund the wastewater portion of the Franklin Street Utilities Replacement project.

CANISTOTA – The city of Canistota received a \$616,840 loan at 3.25 percent for 30 years to replace sewer line on Ash Street. The loan included \$420,190 of principal forgiveness through the American Recovery and Reinvestment Act of 2009. Due to higher than expected costs on the Ash Street project, the city was awarded a second loan of \$188,669 to complete the project. This loan was also at 3.25 percent for 30 years. Canistota received a third loan in the amount of \$381,000 at 3.25 percent for 30 years for a project to replace additional sewer lines in the community. The project also involves replacement of storm sewer. Canistota was awarded its fourth loan in the amount of \$378,000 at 3.25 percent for 30 years to replace service lines on Main Street and install a block of storm sewer lines. Canistota's fifth loan was for \$1,758,000 at 2.125 percent for 30 years to make improvements to the wastewater collection and storm sewer systems.

CANOVA – The town of Canova received a \$262,500 loan at 3.25 percent for 30 years to add a 3.0-acre artificial wetland to the treatment system to provide additional capacity needed for the system to operate as a total retention facility. The loan included \$170,000 of principal forgiveness.

CANTON – The city of Canton received its first Clean Water SRF loan at 4 percent for 15 years in the amount of \$515,715 to finance sanitary and storm sewer improvements. The city's second loan, for \$600,000, was at 3.5 percent for 20 years for utility improvements in conjunction with South Dakota Department of Transportation reconstruction of US Highway 18. Canton's third loan was for \$2,462,000 to upgrade the treatment capabilities of the city's wastewater treatment facility by constructing aerated lagoons and adding disinfection facilities. This loan was at 3.0 percent for 20 years and included \$840,500 of principal forgiveness through the American Recovery and Reinvestment Act of 2009. The city's fourth loan is for the construction of a new lift station and force main to replace a deteriorated lift station. The loan is for \$732,000 at 3.25 percent for 30 years. Canton received its fifth loan in the amount of \$1,648,000 at 3.25 for 30 years to replace sanitary and storm sewer as part of the Dakota Street reconstruction project. The city received its sixth loan to replace storm sewer and sanitary sewer lines on 11th Street between Pleasant Street and the Main Lift station. The loan was for \$2,021,378 at 2.125 percent for 30 years.

CASTLEWOOD – The city of Castlewood received a \$250,000 loan at 3.5 percent for 20 years to fund sanitary sewer collection improvements. The city’s second loan funded the restoration of the wastewater treatment lagoons. This project was funded at \$160,000 at 3.5 percent for 20 years.

CAVOUR – Cavour was awarded a \$150,000 loan at 3.25 percent for 30 years to replace the lift station and force main leading to the wastewater treatment facility. Cavour received its second loan to replace a portion of its wastewater collection system using conventional open trench methods to address significant infiltration entering the collection system. The loan was for \$192,000 at 2.5 percent for 30 years.

CENTERVILLE – Centerville received a loan for \$500,000 at 3.5 percent for 20 years to fund the construction of a new wastewater treatment facility and new force main and lift station to transfer the wastewater to the new facility. Centerville received its second loan for \$435,471 at 3.25 percent for 30 years to line approximately 22,600 feet of sewer main and rehabilitate ten manholes. The city’s third loan in the amount of \$240,000 at 2.5 percent for 30 years is to install new storm sewer parallel to existing storm sewer lines in Main Street to increase capacity.

CHAMBERLAIN – Chamberlain received two loans at 3 percent for 10 years totaling \$615,500 to rehabilitate sanitary sewer lines and construct storm sewer lines under two major streets in the city. The city’s third and fourth loans, at 5.25 percent for 20 years, totaled \$3,150,000 for renovations to the city’s wastewater treatment facility and expansion of sewer service into a newly annexed area of town. The city was awarded its fifth loan in an amount of \$300,000 at 2 percent for 10 years to upgrade and replace water meters. A sixth loan was awarded for a sanitary and storm sewer project to replace infrastructure on Main Street and provide service to the Smokey Groves development. The loan was for \$1,190,000 at 2.125 percent for 30 years.

CHANCELLOR – Chancellor received a \$574,000 loan at 3.25 percent for 30 years to rehabilitate aging sanitary sewer collection system in limited areas within the community and make repairs to a lift station. The town received its second loan in the amount of \$180,000 at 2.25 percent for 10 years to replace water meters and install an automatic read system. The loan included \$90,000 of principal forgiveness. Water meters are eligible for Clean Water SRF loans, and this loan was applied to the Green Project Reserve requirements. Chancellor was awarded its third loan for phase I of a two-phase sanitary and storm sewer project to address excessive inflow and infiltration into the collection system. The loan was for \$470,000 at 2.125 percent for 30 years. A fourth loan was awarded for phase 2 of the sanitary and storm sewer project. The loan was for \$210,000 at 2.125 percent for 30 years.

CLAREMONT – Claremont received its first Clean Water SRF loan to replace most of the wastewater collection system throughout the town, rehabilitate lift stations by installing new pumps and making wetwell repairs, and replace the clay liner in the treatment ponds with synthetic liners. The \$1,832,000 loan, at 2.75 percent for 30 years, included \$1,387,000 of principal forgiveness. Due to a funding shortage, Claremont was awarded its second SRF loan to continue the wastewater system improvements project. The \$625,000 loan, at 2.125 percent for 30 years, included \$556,000 of principal forgiveness.

CLARK – Clark rehabilitated portions of its wastewater collection and treatment system with a \$400,000 loan at 3.5 percent for 20 years. Clark’s second loan, in the amount of \$2,485,000 at 3.25 percent for 30 years, is for the construction of a new total retention wastewater treatment facility and a lift station and force main to convey wastewater to the new facility.

CLEAR LAKE – The city of Clear Lake used a \$79,537, 4 percent, 15-year loan to construct two new wastewater treatment stabilization ponds and convert the existing pond into an artificial wetland. The city's second loan, in the amount of \$910,000 at 3.25 percent for 20 years, funded wastewater collection improvements.

COLMAN – Colman received its first Clean Water SRF loan to replace the older, substandard lines in the sanitary sewer collection system to reduce excessive infiltration. The loan was in the amount of \$1,574,248 at 3.25 percent for 30 years and included \$356,500 of principal forgiveness. Colman received a second loan for \$800,000 at 3.25 percent for 20 years to continue with the replacement of the sanitary sewer collection system. The second loan included \$500,000 of principal forgiveness. Colman was awarded its third loan to construct several improvements to its wastewater collection and storm water management systems. The loan was for \$758,100 at 2.125 percent for 30 years.

COLTON – The city's first loan, \$204,500 at 3.25 percent for 20 years, funded wastewater treatment system improvements. Colton's second loan for \$189,200, at 3.25 percent for 30 years, funded sanitary sewer improvements along 5th Street. The city's third loan is for the replacement of clay sanitary sewer on Main and First Streets. The loan amount was originally \$1,385,000 at 2.5 percent for 30 years but was later amended to \$1,974,000. Colton was awarded its fourth loan to rehabilitate and replace segments of sanitary sewer throughout the collection system and replace undersized storm sewer in the southeast part of the city. The loan was for \$391,350 at 2.125 percent for 30 years.

CORSICA – Corsica was awarded its first Clean Water SRF loan in the amount of \$555,922 at 2.125 percent for 30 years to install storm water infrastructure and replace deficient sewer lines.

CRESBARD – Cresbard was awarded its first Clean Water SRF loan to replace clay sanitary sewer and install storm sewer throughout the community. The \$3,124,000 loan was at 2.125 percent for 30 years and included \$2,363,000 of principal forgiveness

CROOKS – Crooks received its first Clean Water SRF loan, in the amount of \$697,000 at 3.25 percent for 20 years, to expand its wastewater treatment facility by adding approximately 32 acres of new lagoons. The city was awarded its second loan, \$425,000 at 3.25 percent for 30 years, to install a storm sewer system within the Palmira Park sub-division. The city later deobligated the loan in full. The city was awarded its third loan in the amount of \$2,052,000 at 2.5 percent for 30 years, to replace the collection system within the Palmira Park sub-division. The loan was later amended to \$2,400,000 to address additional storm water related work. Crooks' fourth loan was for constructing two new lift stations to replace an existing lift station that experiences surcharges during wet weather events and installing forcemain and gravity sewer. The loan was for \$1,173,000 at 2.125 percent for 30 years. The city's fifth loan is for the installation of a new lift station to allow for the expansion of the sanitary sewer system. The loan was for \$458,727 at 2.125 percent for 30 years.

CUSTER – The city of Custer received four Clean Water SRF loans totaling \$2,521,000. The first loan financed the construction of a force main to convey treated effluent from the wastewater treatment facility to the municipal golf course, a storage reservoir at the golf course to store the effluent, and irrigation facilities at the golf course to utilize the effluent. The second loan financed sewer improvements that included collection lines and an interceptor line extension on the west edge of the city limits. The first and second loans were for 20 years at an interest rate of 3 percent. The third loan, for \$276,000 at 3 percent interest for 10 years, financed the construction of an additional wastewater stabilization pond. Custer's fourth loan involved relining approximately 13,000 feet of sewer main and manholes on Mount

Rushmore Road and installing new aerators at the wastewater treatment facility. The loan was for \$1,633,000 at 3 percent for 20 years. The city's fifth loan was to slip-line the force main to the golf course, rehabilitate four existing pond structures and make other miscellaneous repairs to the wastewater treatment facility. The loan also was used to pay design costs associated with an upcoming project to relocate the outfall line from the wastewater treatment facility. The loan was for \$1,539,000 at 2.125 percent for 30 years. Custer received its sixth loan for the addition of a submerged attached growth reactor system, installation of a ultraviolet disinfection treatment system and making related building upgrades at the wastewater treatment facility and the installation of a new 3.5-mile force main with a new discharge location, transfer lift station, and effluent lift station. The loan was for \$4,832,051 at 2.125 percent for 30 years.

CUSTER-FALL RIVER WASTE MANAGEMENT DISTRICT – The Custer-Fall River Waste Management District used a \$106,939 loan at 5 percent interest for 20 years for the construction of a landfill to serve residents of Custer and Fall River counties. The landfill also serves the Hot Springs Material Recovery Facility (MRF).

DAKOTA DUNES COMMUNITY IMPROVEMENT DISTRICT – Dakota Dunes was awarded a loan, \$411,708 at 2.00 percent for 20 years, to replace the old ductile force main line that transports wastewater from the district to the Sioux City Wastewater Treatment Facility and another, \$260,014 at 2.00 percent for 20 years, to install a new sanitary sewer line crossing Interstate 29 to add redundancy and increase reliability.

DEADWOOD – Deadwood received a \$447,838 Clean Water SRF loan at 4 percent interest for 15 years to slip line approximately 2,700 feet of 24-inch diameter sewer interceptor line.

DELL RAPIDS – The city of Dell Rapids constructed sanitary and storm sewers with a \$300,000 loan. The new lines replaced existing undersized sewers in conjunction with a street rehabilitation project. The term of the loan was 10 years at 3 percent. The city's second loan, for \$731,737 at 3.25 percent for 20 years, funded the wastewater portion of the 4th Street Utility Improvements project. The city's third loan, \$1,062,000 at 3.25 percent for 20 years, was for improvements to storm water drainage in the 12th Street and Clark Avenue area. Dell Rapids' fourth loan was for \$950,000 at 3.25 percent for 20 years to construct a new lift station, force main, and gravity sewer. The fifth loan awarded to the city installed sanitary and storm sewer along 15th Street. The loan was for \$1,185,200 at 3 percent for 20 years and included \$635,995 of principal forgiveness. The city's sixth loan partially financed the replacement of aging sanitary lines on 15th Street, Garfield Avenue, State Avenue, and at the Big Sioux River Crossing. The loan amount was \$612,000 at 3 percent for 20 years. Dell Rapids was awarded its seventh loan to replace the sanitary sewer, construct a lift station and gravity sewer to an area south of the Big Sioux River, and clean, televise and analyze approximately 40,000 feet of existing sanitary sewer. The loan was for \$1,200,000 at 3 percent for 20 years. The city's eighth loan in the amount of \$2,386,000 at 3.25 percent for 30 years was for the construction of a sequencing batch reactor treatment facility. Effluent from the city's existing wastewater treatment facility was incapable of meeting more stringent standards that were placed on the Big Sioux River. Dell Rapids was awarded its ninth loan in the amount of \$2,661,700 at 1.5 percent for 30 years to replace sewer mains, manholes, and storm sewers in the southeast area of the city. The loan also included a nonpoint component to install nonpoint source best management practices in the Big Sioux River basin. The city's tenth loan, \$2,177,500 at 1.375 percent for 30 years, was for sanitary and storm sewer rehabilitation on 5th, 6th, and Iowa Streets and included a nonpoint component to install nonpoint source best management practices in the Big Sioux River basin. Dell Rapids' eleventh loan, \$2,645,080 at 1.375 percent for 30 years, was for additional sanitary and storm sewer rehabilitation and included a nonpoint component to install nonpoint source best management practices in the Big Sioux River basin.

DeSMET – DeSmet received its first loan to replace approximately 7,200 feet of sewer mains to address structural problems and reduce the amount of inflow and infiltration into the collection system. The loan was for \$1,196,650 at 2.125 percent for 30 years.

DELMONT – The town of Delmont received its first Clean Water SRF loan in the amount of \$1,210,000 loan with 100 percent principal forgiveness. The loan partially funded major upgrades to the wastewater system by relining or replacing sewer lines throughout the community, making improvements to the wastewater treatment facility, and rehabilitating a lift station.

DOLAND – Doland’s first Clean Water SRF loan funded the replacement of water meters throughout the town. The \$150,000 loan, at 2 percent for 10 years, included \$75,000 of principal forgiveness.

DIMOCK – Dimock received its first loan to replace an above ground stream crossing on the influent line, make improvements to the wastewater treatment facility, and extend sewer to an undeveloped portion of the town. The loan was for \$478,000 at 3.25 percent for 30 years.

DUPREE – Dupree received two loans – one for \$450,000 and another for \$192,000 - to finance the rehabilitation of the main lift station and installation of riprap at the wastewater treatment facility cells. The project also includes televising the collection system to determine which lines to replace in the future. The terms of the loans are 3.25 percent for 30 years. The city’s third loan was for the rehabilitation of the main lift station and installing riprap at the wastewater treatment facility cells to correct erosion problems. The loan was for \$1,314,452 at 2.125 percent for 30 years

EAGLE BUTTE – The city of Eagle Butte’s first SRF loan was to assist in the replacement of a gravity sewer main with a force main and construction of a new lift station to connect existing businesses currently without sewer services. The project also involved dredging one of its wastewater treatment ponds, installing aerators to a cell, and upgrading inter-pond and inlet piping between the lagoons. The loan was for \$1,561,500 at 3 percent for 20 years; however, the loan was subsequently deobligated in full at the city’s request. Eagle Butte reapplied for funding for the project and was awarded a \$2,410,000 loan at 3.25 percent for 30 years. Sanitary and storm sewer upgrades and extensions within the city were added to the project scope. The third loan awarded to Eagle Butte, \$670,000 at 2.5 percent for 30 years, was needed to complete the sewer main portion of the aforementioned project. This loan was also deobligated in full at the city’s request.

ELK POINT – The city of Elk Point has received six loans for various wastewater and storm water projects. Its first loan, \$458,000 at 4 percent for 15 years, financed the replacement of two existing lift stations with a new lift station, force main and interceptor lines. The city’s second loan for \$450,000 at 3.5 percent for 20 years funded new storm sewer and replaced sanitary sewer in conjunction with the Pearl Street Utility Improvement project. Its third loan, in the amount of \$345,000 at 3.5 percent for 20 years, financed renovation of the city’s lagoon system. Elk Point’s fourth loan, \$100,000 at 3.25 percent for 20 years, funded the wastewater portion of the utility systems’ improvements. The fifth SRF loan awarded to Elk Point funded sanitary and storm sewer rehabilitation on Clay and Washington Streets. This loan was \$150,000 at 3.25 percent for 20 years. The city’s sixth loan was used to replace the sewer main on Main Street in conjunction with a highway reconstruction project. The loan amount was \$931,700 at 3 percent for 20 years and included \$93,170 of principal forgiveness through the American Recovery and Reinvestment Act of 2009. Elk Point’s seventh loan in the amount of \$235,000 at 3.25 percent for 30 years was to line the collection system beneath Rose Street. The city received its eighth loan to replace

approximately 800 feet of sanitary sewer and install approximately 700 feet of storm sewer under Washington and Douglas streets. The loan was for \$593,000 at 2.50 percent for 30 years.

ELKTON – The city of Elkton was awarded a loan for \$510,000 to upgrade its wastewater treatment facility. The loan was at 3.25 percent for 30 years and included \$130,000 of principal forgiveness through the American Recovery and Reinvestment Act of 2009. The city received its second loan, \$1,206,000 at 2.75 percent for 30 years, for the first phase of a project to replace sanitary and storm sewer lines. Elkton’s third loan for \$383,000 at 2.125 percent for 30 years was for phase II of the sanitary and storm sewer line replacement project.

ELLSWORTH DEVELOPMENT AUTHORITY – The South Dakota Ellsworth Authority received two loans for the construction of a regional wastewater treatment facility and interceptor line to serve the Ellsworth Air Force Base (AFB) and the city of Elder. Each loan contains a tax-exempt series (Series A) for the Box Elder portion and a taxable series (Series B) for the Ellsworth AFB portion. The loan amounts are \$16 million (\$8 million Series A/\$8 million Series B) and \$6,812,000 (\$1,703,000 Series A/\$5,109,000 Series B). The terms of the loans are 3 percent for 20 years.

EMERY – Emery was awarded a loan for \$3,084,000 at 3.25 percent for 30 years to replace the majority of its collection system to reduce the infiltration of groundwater entering the system. The loan included \$1,871,000 of principal forgiveness. Emery’s second loan is to replace portions of the sanitary sewer throughout the city to address excessive infiltration and inflow. The loan was for \$374,100 at 2.125 percent for 30 years.

ENEMY SWIM SANITATION DISTRICT – The Enemy Swim Sanitation District received a \$300,000 loan with 100 percent principal forgiveness through the American Recovery and Reinvestment Act of 2009. The loan was to construct a centralized wastewater collection system at Enemy Swim Lake. The loan was rescinded at the district’s request due to the inability to meet the time limitations imposed by the American Recovery and Reinvestment Act.

ETHAN – Ethan’s first loan will partially finance a project that involves replacing an existing pump station, installing force main, and making modifications to its existing total retention wastewater treatment facility to discharge at a point downstream of Ethan Lake. The loan is for \$500,000 at 3.25 percent for 30 years.

EUREKA – Eureka used its first Clean Water SRF loan to replace collection lines and separate storm sewer connections to the sanitary sewer along Highway 10, rehabilitate a lift station, and miscellaneous work at the wastewater treatment facility. The loan was for \$1,494,000 at 3.25 percent for 30 years.

FAULKTON – The city of Faulkton was awarded its first Clean Water SRF loan in the amount of \$902,000 at 3.25 percent for 30 years. The project involved removal storm sewer connections from the sanitary sewer, and the installation of 1,500 feet of storm sewer pipe. The project also involved televising about 65,000 feet of sewer main to identify and prioritize pipe to replace in the future.

FLANDREAU – Flandreau received its first Clean Water SRF loan to televise wastewater collection system and replace approximately 8,500 feet of sewer mains. The loan was for \$2,776,087 at 2.125 percent for 30 years.

FORT PIERRE – Fort Pierre’s first loan, \$330,294 at 3 percent for 10 years, was used to construct two storm sewers and a new sanitary sewer that serves a residential area previously not connected to the city’s

system. Fort Pierre received its second loan in the amount of \$462,500 at 3.5 percent for 15 years to finance a sanitary sewer lift station and manhole rehabilitation. The city's third loan, in the amount of \$450,000 at 3.5 percent for 20 years, funded additional wastewater lagoons. The city's fourth loan, in the amount of \$374,620 at 3.25 percent for 20 years, funded a nonpoint source project to make improvements to drainage ditches and prevent sediment from entering the Missouri River. Due to higher than anticipated construction costs, this loan was rescinded at the city's request, and a new loan in the amount \$900,000 at 3.25 percent for 20 years was awarded. Fort Pierre received its sixth loan to make improvements at its wastewater treatment facility. The loan amount is \$266,000 at 3.25 percent for 30 years and includes \$50,000 of principal forgiveness. The city received its seventh loan to make further improvements at its wastewater treatment facility to include rerouting flow to eliminate short circuiting in the treatment ponds, installing an aeration system, adding additional ammonia treatment, and installing UV disinfection. The loan amount is \$3,701,000 at 2.125 percent for 30 years.

FREEMAN – The city of Freeman's first loan, in the amount of \$300,000 at 2.5 percent for 10 years, funded wastewater collection system improvements. Freeman was awarded a second loan to reconstruct sanitary sewer, install storm water lines, and construct two storm water detention ponds. This loan was for \$800,000 at 3.25 percent for 20 years. The city received a third loan - \$1,536,000 at 3 percent for 20 years - to rehabilitate the main lift station and make several improvements to the aerated lagoon treatment system. The loan amount was reduced to \$1,000,000 at the city's request.

GARRETSON – The city of Garretson constructed new wastewater treatment stabilization ponds to make the existing sanitary system total retention and made improvements to the existing wastewater facility using the \$300,000, 4 percent, 15-year loan. The Split Rock Creek lift station and sewer extension project was funded with the city's second loan for \$503,239 at 3.25 percent for 20 years. Garretson was awarded its third loan, \$1,160,000 at 2.5 percent for 30 years, to replace sanitary sewer on 3rd Street, Main Avenue, and the Truck Route. Due to a funding shortage, Garretson received its fourth loan for \$917,000 at 2.125 percent for 30 years to continue with the replacement of the sanitary sewer collection system 3rd Street, Main Avenue, and the Truck Route.

GAYVILLE – Gayville received its first Clean Water SRF loan in the amount of \$275,000 at 3.25 percent for 20 years to fund a wastewater lagoon upgrade. Gayville's second loan was for the replacement of sanitary and storm sewer, the construction of a new lift station, and to make improvements to the wastewater treatment pond piping and splitter structures. The loan was for \$1,864,900 at 2.125 percent for 30 years.

GETTYSBURG – The city of Gettysburg received a \$624,000 loan at 3.25 percent for 30 years to re-line several blocks of sewer main using cured-in-place pipe. The loan award included \$82,400 of principal forgiveness through the American Recovery and Reinvestment Act of 2009. The principal forgiveness component of the loan was forfeited due to failure to meet the milestone date for submitting bid proposals.

GREGORY – Gregory received a \$327,000 loan at 3 percent for 20 years to replace or re-line the outfall line to the wastewater treatment facility and replace 500 feet of sanitary sewer pipe within the city. The city received its second loan for \$259,000 at 2.25 percent for 10 years to rehabilitate several blocks of the collection system. Gregory received its third loan, \$260,000 at 2.25 percent for 20 years, to replace clay sanitary sewer pipe in Felton Street between 4th Street and 2nd Street. The city's fourth loan was awarded to replace and reline of the outfall line to the wastewater treatment facility. The loan was for \$3,116,400 at 2.125 percent for 30 years.

GROTON – The city of Groton has received nine Clean Water SRF loans to finance various projects. Its first two loans, in the total amount of \$264,154, financed new interceptor lines, force mains and lift stations in the east and northwest sections of the city. Both loans were at 3 percent for 10 years. The city's third loan, \$470,809 at 5.25 percent for 20 years, funded construction of a new three-cell wastewater treatment facility, lift station, and force main. The city received its fourth and fifth Clean Water SRF loans in 2003, both at 3.5 percent for 20 years. The fourth loan, for \$163,775, funded expansion of the sewer system to the northeast part of the city. The fifth loan, \$440,000, funded replacement of sewer lines on Main Street and reconstruction of the road. Groton's sixth loan - \$150,000, 3.25 percent, 20 years – was awarded for emergency replacement of approximately 3 blocks of sewer main damaged by heavy rainfall and flooding. The seventh loan replaced 4,700 feet of 8-inch sanitary sewer lines and 2,700 feet of 4-inch sewer services and upgraded a lift station. This loan was for \$907,700 at 3.0 percent for 20 years and included \$500,000 of principal forgiveness through the American Recovery and Reinvestment Act of 2009. The city's eighth loan was to replace a collapsed sanitary sewer line that crossed under an operating railroad. The loan was awarded for \$322,000 at 2.25 percent for 10 years and included \$80,500 of principal forgiveness. The ninth loan also replaced a failing sanitary sewer line and relocated a lift station. The loan amount was \$485,000 at 2.25 percent for 10 years.

HARRISBURG – The city of Harrisburg received a Clean Water SRF loan for \$507,277 at 5 percent for 20 years to construct total retention stabilization ponds. Harrisburg's second and third loans were for a project to convey wastewater from Harrisburg to the city of Sioux Falls for treatment. A loan of \$3,941,200 with 100 percent principal forgiveness through the American Recovery and Reinvestment Act of 2009 was used to construct a lift station at the city's existing wastewater treatment facility property. A loan of \$5,911,800 at 3.25 percent for 30 years was used to construct a force main from the lift station to the city of Sioux Falls' collection system. The city's fourth and fifth loans were used to install sanitary and storm sewer in the Columbia Drainage Basin area. The loan for the storm sewer portion was for \$1,783,760 at 3 percent for 20 years, and the loan for the sanitary sewer portion was for \$1,435,340 at 2.25 percent for 10 years. Harrisburg was awarded its sixth loan for \$2,577,000 at 3.25 percent for 30 years to pay a system development charge to the city of Sioux Falls for treatment of wastewater from Harrisburg. The loan was rescinded by the board. Harrisburg received its seventh loan to construct a modified return-activated sludge (RAS) wastewater treatment system with continuous flow and two-stage aeration and discontinue pumping its wastewater to Sioux Falls. The loan is for \$24,487,000 at 2.5 for 30 years. The city was awarded its eighth loan to update aging and undersized sanitary sewer and storm sewer infrastructure and extend sewer lines to an unserved area. The loan was for \$8,393,896 at 2.125 percent for 30 years.

HARROLD – The city of Harrold was awarded a loan in the amount of \$170,000 at 3.25 percent for 20 years to replace the entire storm water drainage system on Wyman Avenue from Highway 14 to the south side of town.

HARTFORD – The city of Hartford has received six Clean Water SRF loans. With the first two loans, for \$1,194,804 at 5 percent interest for 20 years, the city replaced sanitary sewer mains within the city and replaced the wastewater treatment facility. Hartford's third loan, for \$300,000 at 3.5 percent for 20 years, completed the funding for the wastewater treatment facility project. Hartford's fourth loan, in the amount of \$550,035 at 3.5 percent for 20 years, funded further wastewater collection and storm sewer improvements. The city's fifth loan, in the amount of \$583,000 at 3.25 percent for 20 years, also funded further wastewater collection and storm sewer improvements. Hartford's sixth loan was awarded to install a sanitary sewer line in Mickelson Road between Patrick Avenue and Highway 38 and install a new lift station, force main, and storm sewers to accommodate growth in the area. The loan amount is \$1,482,000 at 2.5 percent for 30 years. The city received its seventh loan, \$1,334,000 at 2.75 percent for

30 years, to extend sewer service on Western Avenue. Hartford was awarded its eight loan to construct a wastewater treatment facility to serve Hartford and the surrounding area, upgrade the collection system, and install a new lift station and force main to the new treatment facility. The loan was for \$7,181,432 at 2.125 percent for 30 years.

HECLA – The town of Hecla was awarded a loan to replace sanitary sewer lines, sewer services, and appurtenances. This loan was for \$143,390 at 3.0 percent for 20 years and included \$14,339 of principal forgiveness through the American Recovery and Reinvestment Act of 2009.

HERMOSA – The town of Hermosa received its first SRF loan to extend sewer lines to an area along Highway 79 without sewer service. The loan was for \$303,604 at 3.25 percent for 30 years. Hermosa was awarded its second loan to expand its wastewater treatment by modifying an existing cell and adding a third cell and extending sewer lines into the unserved Gumbo Lily Lane area. The loan was for \$698,600 at 2.125 percent for 30 years.

HERRIED – Herried received its first SRF loan in the amount of \$694,300 at 3.25 percent for 30 years to replace wastewater lines, lift station pumps and structures at the lagoon.

HIGHMORE – The city of Highmore's first loan was in the amount of \$262,300 at 3.5 percent for 20 years to fund an upgrade to its wastewater treatment facility. The upgrade included reshaping dikes, installing riprap, relocating the inlet structure, and replacing inter-pond piping. The city received its second loan to replace sewer lines in conjunction with a South Dakota Department of Transportation project to reconstruct Highway 47. The loan amount was \$679,000 at 3.25 percent for 30 years.

HOSMER – Hosmer received its first SRF loan in the amount of \$968,000 at 3.25 percent for 30 years, with \$714,400 of principal forgiveness, to upgrade the wastewater treatment facility and televise the collection system. The loan was subsequently deobligated in full at the city's request.

HOT SPRINGS – The city of Hot Springs received two loans totaling \$1,126,930. The first loan of \$196,930, at 3 percent interest for 10 years, was used to construct new sanitary sewers in an area of the city with failing septic systems. The second loan of \$930,000, at 5 percent for 20 years, was used to close the existing landfill site and construct a transfer station and municipal solid waste composting facility. The city's third loan was for \$1,453,000 at 3 percent for 20 years and was used to replace sanitary sewer lines throughout the city.

HOVEN – The city of Hoven received its first loan to replace sewer lines in conjunction with a South Dakota Department of Transportation project to reconstruct Highway 47. The loan amount was \$656,000 at 3.25 percent for 30 years.

HOWARD – The city of Howard received its first loan in the amount of \$1,764,000 at 3.25 percent for 30 years to upgrade the wastewater treatment facility and televise the collection system. The loan amount was reduced to \$979,000 at the city's request. The loan was later deobligated at the city's request. Howard was awarded its second loan for phase 1 of a two-phase project to address infiltration issues by replacing vitrified clay pipe in the collection system. The loan was for \$2,472,000 at 2.125 percent for 30 years.

HUDSON – Hudson received its first Clean Water SRF loan to replace an existing lift station, the force main from the lift station to the treatment ponds, and control structures at the treatment facility and undertake

a sludge survey of the wastewater ponds. The loan amount is \$898,000 at 2.125 percent for 30 years. The city received its second loan to replace approximately 3,100 feet of aging vitrified clay sewer lines to eliminate sags and reduce infiltration. The loan was for \$656,180 at 2.125 percent for 30 years.

HUMBOLDT – Humboldt was awarded its first loan to replace a portion of the town’s clay lines to reduce infiltration entering the collection system. The loan amount was \$417,200 at 3.25 percent for 30 years. The city’s second loan in the amount of \$272,000 at 2 percent for 10 years was awarded to replace water meters throughout the city. The loan was subsequently deobligated in full at the city’s request. Humboldt received its third loan - \$1,876,000 at 2.5 percent for 30 years – to make improvements to the collection system by replacing vitrified clay pipe and sewer services. The city’s fourth loan was used to replace water meters throughout the community. The loan amount was \$290,000 at 2 percent for 10 years. Humboldt received its fifth loan to replace or line approximately 8,200 feet of vitrified clay sewer lines. The loan was for \$420,150 at 2.125 percent for 30 years.

HURLEY – Hurley’s first Clean Water SRF loan - \$835,964 at 3.25 percent for 30 years – partially funded a project to replace or line approximately 8,000 feet of sewer main. The city received its second loan for \$188,000 at 2.125 percent for 30 years to replace the sanitary sewer along Center Avenue.

HURON – The city of Huron has received four Clean Water SRF loans. The first loan was used to partially fund improvements at the mechanical wastewater treatment facility and artificial wetlands treatment site. This loan totaled \$1,656,000 at 3 percent for 20 years. The second loan, for \$701,007 at 3 percent for 10 years, was used to construct an extension to the storm sewer system to provide drainage in a developing area of the city. Huron utilized a third Clean Water SRF loan in the amount of \$1,856,828 at 5.25 percent for 20 years to expand the existing stabilization pond system and increase pumping capacity. The city funded upgrades to its wastewater treatment facility with a fourth loan for \$1,500,000 at 3.25 percent for 20 years. Huron received its fifth loan, \$14,946,000 at 2.125 percent for 30 years, to construct new sequencing batch reactors (SBRs), abandon the existing SBRs, and rehabilitate the pretreatment building.

INTERIOR – Interior’s first Clean Water SRF loan was used to replace its undersized wastewater treatment facility with a new three-cell treatment pond facility and replace the line leading to treatment facility. The loan amount was \$250,000 at 3.25 percent for 30 years.

IPSWICH – Ipswich received its first SRF loan in the amount of \$1,951,000 at 3.25 percent for 30 years to replace or line portions of the wastewater collection system and upgrade lift stations within the system. The loan was subsequently deobligated in full at the city’s request. The city was awarded its second loan for the first phase of a multi-phase project to construct a storm sewer system to address storm water management issues throughout the city. The loan was for \$814,112 at 2.125 percent for 30 years.

IRENE – Irene received its first Clean Water SRF loan of \$656,000 at 3.25 percent for 30 years to rehabilitate 21 blocks of the wastewater collection system. Irene received its second loan to complete the rehabilitation of its wastewater collection system. The loan was for \$3,392,000 at 2.75 percent for 30 years and included 2,548,000 of principal forgiveness. The city’s third loan was to replace the existing 4-inch PVC forcemain to the treatment lagoons with new 6-inch forcemain and make improvements at the wastewater treatment facility. The loan was for \$87,600 at 2.125 percent for 30 years.

ISABEL – Isabel was awarded its first Clean Water SRF loan to clean and televise approximately 10,700 feet of the wastewater collection system and then reline or replace approximately 14,000 feet of sanitary sewer main. The loan was for \$828,204 at 2.125 percent for 30 years.

JAVA – The town of Java used its first Clean Water SRF loan to clean and televise the sanitary sewer collection system, riprap the dikes at the wastewater treatment facility, and rehabilitate the north lift station. The loan was for \$438,325 at 3.25 percent for 30 years and includes \$103,325 of principal forgiveness.

JEFFERSON – Jefferson received its first Clean Water SRF loan of \$320,000 at 3.5 percent for 20 years to fund wastewater treatment facilities improvements. The city constructed two lagoon cells, enabling the existing cell to become a wetland.

KADOKA – Kadoka's first Clean Water SRF loan was used to replace approximately 4,000 feet of vitrified clay pipe sewer main and install approximately 2,500 feet of new storm sewer main, new curb and gutter, and storm inlets. The loan was for \$1,831,593 at 2.125 percent for 30 years.

KENNEBEC – Kennebec received two loans for wastewater projects. One loan, in the amount of \$723,000 at 3.25 percent for 30 years, is to extend service to an unserved area of the community. The other loan, in the amount of \$437,000 at 3.25 percent for 30 years, is to construct a new primary cell at the wastewater treatment facility and televise the collection system. The city was awarded a third loan to replace and upsize storm sewer along Main Street and replace approximately 90 percent of the town's sanitary sewer system. The loan was for \$666,500 at 2.125 percent for 30 years.

KEYSTONE – Keystone received its first loan to upgrade its wastewater treatment facility by installing a new influent fine screen, replacing the ultraviolet disinfection equipment, and other items necessary to improve the quality of the wastewater effluent. The town will also televise its system to identify pipes for possible future replacement. The loan is for \$431,000 at 3 percent for 20 years.

LAKE BYRON WATERSHED DISTRICT – The Lake Byron Watershed District received a \$1,843,000 loan at 3.25 percent for 30 years to construct a centralized wastewater treatment and collection system. The loan was rescinded by the board.

LAKE BYRON SANITARY DISTRICT – The Lake Byron Sanitary District received a \$3,475,000 loan at 2.5 percent for 30 years to construct a centralized wastewater treatment and collection system. The loan was rescinded by the board.

LAKE COCHRANE SANITARY DISTRICT – The Lake Cochrane Sanitary District constructed a wastewater collection and treatment system at Lake Cochrane. An \$80,000 loan at 3 percent for 20 years was made to the district to refinance a portion of the project. Its second loan, in the amount of \$160,000 at 3.5 percent for 20 years, upgraded the wastewater collection system.

LAKE MADISON SANITARY DISTRICT – The Lake Madison Sanitary District received a 4 percent, 15-year Clean Water SRF loan for \$330,000 to refinance a Farmers Home Administration loan, which partially funded the installation of a wastewater collection and treatment system to serve Lake Madison. The district's second loan, in the amount of \$875,000 at 3.5 percent for 20 years, funded two new wastewater treatment ponds. The district was awarded its third loan in the amount of \$428,000 at 3.25 percent for 30 years to replace a lift station and force main.

LAKE NORDEN – Lake Norden was awarded its first Clean water SRF loan to reline sanitary sewer lines and manholes and televise additional lines to determine if additional rehabilitation is necessary. The \$1,285,000 loan is at 2.5 percent for 30 years. The city received its second loan for \$671,000 at 2.125 percent for 30 years to replace the main lift station with a new lift station located at the wastewater treatment facility. Lake Norden was awarded its third loan to replace the north lift station and make repairs to the wastewater treatment lagoons. The loan was for \$1,435,000 at 2.125 percent for 30 years and included \$525,000 of principal forgiveness.

LAKE POINSETT SANITARY DISTRICT – Lake Poinsett Sanitary District received a loan in the amount of \$590,000 at 3.25 percent for 20 years to fund expansion of the sanitary system at Lake Poinsett. Due to the need to re-site the proposed wastewater treatment lagoons, the project was delayed. As a result, the project cost increased significantly, and the loan was subsequently deobligated at the sanitary district's request. A second loan in the amount of \$1,094,700 at 3.50 percent for 30 years was received to fund the expansion project. The sanitary district was awarded its third loan to expand sewer service to an additional 90 users which involves installing a combination of gravity sewers, lift stations, and forcemains and constructing a new 3-acre total retention treatment pond adjacent to an existing pond. The loan was for \$3,075,000 at 3.25 percent for 30 years and included \$1,603,000 of principal forgiveness. The sanitary district received its fourth loan for \$1,917,000 at 3.25 percent for 30 years to expand sewer service to another 100 users. The project involves installing a combination of gravity sewers, lift stations, and forcemains and constructing a new total retention treatment pond. Lake Poinsett's fifth loan was to rehabilitate several lift stations within the system and correct excessive infiltration by replacing aging collection lines and deficient manholes. The loan was for \$1,809,749 at 2.125 percent for 30 years.

LAKE PRESTON– Lake Preston received its first Clean Water SRF loan in the amount of \$758,000 at 2.125 percent for 30 years for sewer rehabilitation within the city. The city was awarded its second loan to continue the rehabilitation of the sanitary and storm sewer collection systems. The loan was for \$582,325 at 2.125 percent for 30 years.

LEAD – The city of Lead received seven Clean Water SRF loans amounting to \$1,961,706 to separate combined sanitary and storm sewers along with the rehabilitation of portions of the sanitary sewer system. The first loan was at 3 percent interest for 20 years, the second and third loans were at 3 percent for 10 years, and the fourth loan was at 4.5 percent interest for 10 years. Lead's fifth and sixth loans were at 3.25 percent interest for 20 years. The city's seventh loan continued the sewer separation and rehabilitation project on Lower May, South Main, and West Addie Streets. The loan amount was \$200,000 at 3 percent for 20 years and included \$50,000 of principal forgiveness. Lead was awarded its eighth loan for sewer separation and rehabilitation to occur in conjunction with a South Dakota Department of Transportation project to reconstruct Highway 85. The loan amount was \$937,000 at 3 percent for 20 years. The city received its ninth loan in the amount of \$427,000 at 2.25 percent for 10 years to replace water meters and install an automatic read system. Water meters are eligible for Clean Water SRF loans, and this loan was applied to the Green Project Reserve requirements.

LEAD-DEADWOOD SANITARY DISTRICT – A sludge disposal vehicle and a sewer jet were purchased by the Lead-Deadwood Sanitary District with a loan for \$106,855 at 3 percent for 5 years. The district received its second loan to replace aeration blowers and install fine bubble diffusers and aeration piping and a new blower control system. The loan was for \$634,900 at 2.00 percent for 20 years.

LEMMON – The city of Lemmon received a \$427,100 loan at 3 percent interest for 20 years to refinance a general obligation sewer bond issued in 1985. The bonds were issued to correct an infiltration/inflow problem.

LENNOX – The city of Lennox received a \$350,000 Clean Water SRF loan at 5.25 percent interest for 20 years to construct and rehabilitate sanitary sewer interceptors. The city received a second loan for \$583,735 at 5.25 percent for 20 years to add four aeration basins, two lift stations, and force mains to the existing wastewater facility. Lennox's third and fourth loans were to replace the existing treatment facility with a sequencing batch reactor (SBR) mechanical aeration system and make improvements to a lift station. A loan of \$1,565,760 with 100 percent principal forgiveness through the American Recovery and Reinvestment Act of 2009 was for those components of the project with a design life of 20 years. A loan of \$1,942,273 at 3.25 percent for 30 years was used to construct those components of the project with a design life of at least 30 years. This loan included \$123,024 of principal forgiveness through the American Recovery and Reinvestment Act of 2009. Lennox received its fifth loan of \$1,290,000 at 3.25 percent for 30 years to replace or repair sanitary and storm sewers in the southwestern part of the city. Lennox received its sixth loan of \$1,873,000 at 3.25 percent for 30 years to replace storm and sanitary sewer along Main Street from 4th Avenue to SD Highway 44. The city received its seventh and eighth loans for phases 2 and 3 to replace or repair sanitary and storm sewers within the Central Basin of the city. The loans were for \$1,496,000 at 2.5 percent for 30 years and \$1,000,000 at 2.75 percent for 30 years, respectively. Lennox received its ninth loan to replace four blocks of sanitary and storm sewer on Boynton Avenue. The loan is for \$2,299,000 at 2.125 percent for 30 years. The city received its tenth loan for phase 4 to replace or repair sanitary and storm sewers within the Central Basin of the city. The loan was for \$3,275,550 at 2.125 percent for 30 years.

LESTERVILLE – Lesterville received its first Clean Water SRF loan in the amount of \$546,700 at 2.125 percent for 30 years to replace blocked and damaged sections of storm sewer lines.

LETCHER – Letcher received its first Clean Water SRF loan to replace a lift station, install riprap on the dikes of the wastewater treatment ponds, and televise the entire sanitary sewer collection system. The \$775,000 loan, at 3.25 percent for 30 years, included \$275,000 of principal forgiveness.

MADISON – The city of Madison received a \$119,416 Clean Water SRF loan at 3 percent interest for 10 years to finance the construction of new collectors. The city's second loan for \$5,343,256 at 3.25 percent for 20 years made widespread renovations to the existing wastewater treatment facility. Madison received its third and fourth loans for \$3,287,000 and \$3,073,000, respectively, to make improvements to the sanitary and storm sewer systems. Both loans were at 2.125 percent for 30 years. The loans were deobligated at the request of the city. The city was awarded its fifth loan to replace or line approximately 16,800 feet sewer main and replace approximately 3,500 of storm sewer. The loan was for \$3,284,680 at 2.125 percent for 30 years.

MARION – The city of Marion received a \$1,710,000 loan at 3.25 percent for 20 years to replace lines within the wastewater collection system. The city's second loan to replace water meters throughout the community was in the amount of \$522,000 at 2 percent for 10 years and included \$99,000 of principal forgiveness. Marion received its third and fourth loans for \$420,000 at 2.125 percent for 30 years to make improvements to the sanitary and storm sewer systems. The loans were for \$420,000 at 2.125 percent for 30 years and \$134,655 at 2.125 percent for 30 years, respectively.

MARTIN – Martin was awarded its first Clean Water SRF loan in the amount of \$237,250 at 3.25 percent for 20 years to fund the rehabilitation of the city’s north stabilization ponds.

McCOOK LAKE SANITARY DISTRICT – McCook Lake Sanitary District received a Clean Water SRF loan for \$641,935 at 5 percent for 20 years to partially fund the upgrade and expansion of the wastewater treatment facility.

McLAUGHLIN – McLaughlin received its first Clean Water SRF loan to replace or repair much of the collection system and for the repair of riprap at the treatment facility. The loan was for \$1,145,675 at 3.25 percent for 30 years and included \$150,000 of principal forgiveness.

MELLETTTE – Mellette received its first Clean Water SRF loan to upgrade a lift station and controls and construct a new force main from the lift station to the wastewater ponds. The loan amount is \$286,000 at 2.125 percent for 30 years.

MENNO – The city of Menno was awarded a \$240,000 Clean Water SRF loan at 3 percent for 20 years to replace collection lines in conjunction with the reconstruction of US Highway 18. A second loan, \$1,230,000 at 3.25 percent for 20 years, will finance replacing or relining the majority of the sanitary sewer collection system.

MILBANK – The city of Milbank received two Clean Water SRF loans to complete phase II improvements to its wastewater treatment facility. A loan for \$3,515,000 with \$2,257,500 of principal forgiveness through the American Recovery and Reinvestment Act of 2009 was used for improvements to the primary clarifier, intermediate pumping facilities, final clarifiers and other appurtenances necessary to complete the project. The loan carries an interest rate of 3.0 percent for 20 years. A loan for \$1,000,000 at 3.25 percent for 30 years was used to reclaim abandoned sludge storage ponds.

MILLER – Miller received two loans to make improvements to its sanitary and storm water collection systems. The loans are in the amounts of \$3,541,000 and \$1,958,000 and are for the sanitary and storm water improvements, respectively. Both loans are at 3.25 percent for 30 years. The loans were subsequently deobligated in full at the city’s request. Miller was awarded a third loan in the amount of \$1,875,000, at 2.5 percent for 30 years, to make additional improvements to the sanitary and storm sewer infrastructure. Miller received its fourth loan in the amount of \$1,900,000 at 2.5 percent for 30 years for additional improvements to the sanitary and storm sewer systems. Miller received its fifth loan to complete the improvements to the sanitary and storm sewer systems. The loan was for \$683,579 at 2.125 percent for 30 years.

MINA LAKE SANITARY DISTRICT – Mina Lake Sanitary District received a loan to construct an artificial wetland and make other improvements at the wastewater treatment facility and replace pumps in a lift station. The loan was in the amount of \$559,000 at 3.25 percent for 30 years.

MISSION HILL – Mission Hill received its first Clean Water SRF loan to televise the wastewater collection system, rehabilitate an existing lift station, and construct an artificial wetland cell at the wastewater treatment facility. The loan was for \$552,966 at 2.125 percent for 30 years.

MITCHELL – The city of Mitchell received its first loan for \$1,543,405 at 4.5 percent for 10 years to partially fund the construction of a storm drain diversion project. Mitchell’s second loan, \$1,320,000 at 3.5 percent for 20 years, funded the water quality components of a regional landfill that serves Mitchell as well as

several surrounding counties and their communities. The city's third SRF loan funded the replacement of the Foster Street lift station and associated force main and provided funding for shoreline stabilization and restoration on Lake Mitchell. The loan was in the amount of \$1,682,747 with an interest rate of 2.0 percent for 20 years. Mitchell was awarded its fourth loan in the amount of \$800,000 at 3 percent for 20 years to replace the Norway Avenue lift station. Mitchell's fifth loan in the amount of \$8,612,750 upgraded the storm water and sanitary sewer systems on Sanborn Boulevard between 1st and 15th Avenues. Mitchell's sixth loan in the amount of \$3,931,000 upgraded storm water and sanitary sewer infrastructure along various street segments located within the city's east central drainage basin. Both these loans are at 1.25 percent for 20 years and included a nonpoint source component to install nonpoint source best management practices in the Firesteel Creek watershed. Mitchell received its seventh loan to continue the upgrade of storm water and sanitary sewer infrastructure located within the city's east central drainage basin and install nonpoint source best management practices in the Firesteel Creek watershed. The loan amount is \$1,311,700 at 1.25 percent for 20 years. The city was awarded an eighth loan in the amount of \$1,663,000 at 1.375% for 30 years. The loan is to replace the Daily Drive lift station and included a nonpoint source component. Mitchell's ninth loan was for construction of a new headworks facility and equalization basin at the north plant of the wastewater treatment facility and to make improvements to the sewage receiving structure, electrical system, and the existing equalization basin. The loan was for \$14,632,180 at 1.375 percent for 30 years and included a nonpoint source component to install nonpoint source best management practices in the Firesteel Creek watershed. The city received its tenth loan to make additional upgrades at the wastewater treatment facility including a new laboratory facility, headworks process improvements, refurbishing of the electrical building, equalization at the South Plant, new activated sludge blower building, new clarifier, and new aerobic sludge digestion and dewatering. The loan was for \$12,899,436 at 2.125 percent for 30 years. Mitchell's eleventh loan was to extend wastewater infrastructure along a portion of SD Highway 37, construct a gravity sewer main in the vicinity of Harmon Drive, and replace the Ohlman Street and 23rd Avenue lift stations. The loan was for \$1,245,000 at 2.125 percent for 30 years.

MOBRIDGE – The city of Mobridge received two Clean Water SRF loans to partially fund the upgrade and expansion of the wastewater treatment facility. The first loan totaled \$1,500,000 at 3 percent for 20 years, while the second loan of \$158,000 was at a rate of 4 percent for 15 years. The city received its third loan in the amount of \$1,355,000 at 4.5 percent interest for 10 years to install storm sewers in the northwest section of town. Mobridge was awarded its fourth loan in the amount of \$764,000 at 3 percent for 30 years to better manage storm water in the area of Second Avenue West and Railway Street Southwest. The city's fifth loan is to make improvements at the wastewater treatment facility by constructing a new primary clarifier, bio-filter pump station, ultraviolet disinfection system and disinfection basin drain and rehabilitating the existing primary clarifier. The loan amount is \$1,475,000 at 3 percent for 20 years.

MONTROSE – Montrose's first loan in the amount of \$142,621 at 2.5 percent for 10 years was to fund wastewater collection and treatment improvements. Due to changes in the project scope, this loan was not sufficient to fund the needed improvements. The city received a second SRF loan for \$804,000 at 3.25 percent for 30 years to upgrade the wastewater treatment facility. This loan included \$160,400 of principal forgiveness through the American Recovery and Reinvestment Act of 2009. Montrose's third loan to make improvements to its storm water system was in the amount of \$545,000 at 3.25 percent for 30 years and included \$100,000 of principal forgiveness. This loan was rescinded by the board at the city's request. The city's fourth loan involved several improvements to the wastewater system to include flood-proofing a lift station and installing a standby generator and replacing the pumps. The project also placed riprap along the Vermillion River to prevent erosion of the wastewater treatment system and replaced or

relined clay pipe to reduce infiltration into the collection system. The loan amount was \$1,008,000 at 2.125 percent for 30 years and included \$200,000 of principal forgiveness. The loan was later reduced to \$363,200 with no principal forgiveness due to the city's receipt of Economic Development Administration grant funding after the initial award.

MOUNT VERNON – The city of Mount Vernon replaced or relined all existing clay sanitary sewer lines and rehabilitating or replacing manholes along these lines. The city also upgraded the existing wastewater treatment facility by constructing two new treatment ponds near the existing pond and converting the existing pond into an artificial wetland. The project was funded with a \$2,300,000 loan at 3.25 percent for 30 years that included \$1,050,000 of principal forgiveness.

NEWELL – Newell received its Clean Water SRF first loan to install approximately 2,000 feet of new sanitary sewer, a new lift station, and 500 feet of force main. The loan was for \$347,900 at 2.125 percent for 30 years.

NISLAND – Nisland received its first loan in the amount of \$204,000 at 3.25 percent for 20 years to upgrade its wastewater treatment system to a three-cell stabilization pond system.

NORTH SIOUX CITY – North Sioux City received a Clean Water SRF loan in the amount of \$239,650 at a rate of 3 percent for 10 years to construct storm sewer and drainage improvements in the community. The city received its second Clean Water SRF loan, \$646,000 at 5 percent interest for 15 years, to expand the storm sewer system in a rapidly developing area. North Sioux City was awarded its third loan to install approximately 2,800 feet of collection lines and 2 miles of forcemain and construct a new lift station to allow the development of an additional sewer basin. The loan was for \$5,351,110 at 2.00 percent for 20 years.

NORTHDAL SANITARY DISTRICT – The Northdale Sanitary District used a \$256,380, 5 percent, 20-year loan to construct a new gravity sewer, lift station and force main. The new system connected the sanitary district to Rapid City's wastewater system.

NORTHVILLE – Northville was awarded its first SRF loan for the construction of a lift station and force main so the existing total retention wastewater treatment facility can discharge treated effluent. The loan is for \$238,300 at 3.25 percent for 30 years.

ONIDA – Onida received a \$2,400,000 Clean Water SRF loan at 2.5 percent for 30 years to replace clay sewer lines and services lines in various part of the city, as well as replacing the existing submersible lift station with a wet well/dry well lift station. Onida received its second loan in the amount of \$1,426,000 at 2.75 percent for 30 years to complete the replacement of the sanitary sewer system.

PARKER – Parker's first loan of \$824,000 at 3.25 percent for 20 years funded improvements to the city's wastewater collection system. The city's second loan, \$620,000 at 3.25 percent for 20 years, funded the second phase of the improvements to the wastewater collection system. Parker was awarded a third loan in the amount of \$700,900 to continue replacing its wastewater collection system. This loan is at 3.25 percent for 30 years and included \$475,450 of principal forgiveness through the American Recovery and Reinvestment Act of 2009. Parker was awarded its fourth loan in the amount of \$295,000 at 3 percent for 20 years to replace the North lift station. The city was awarded a fifth loan in the amount of \$731,000, at 2.5 percent for 30 years, to continue with additional replacement of its wastewater collection system.

Parker received its sixth loan to replace approximately 8,700 feet of 8-inch PVC sanitary sewer and install approximately 6,300 feet of storm sewer. The loan was for \$2,081,250 at 2.125 percent for 30 years.

PARKSTON – The city of Parkston received its first Clean Water SRF loan to address deficiencies within the wastewater collection system. The loan was for \$650,000 with a 3.25 percent interest rate and a 20-year term. The city received its second loan to install an ammonia removal system and disinfection system at the wastewater treatment facility. The loan was for \$1,926,260 at 2.125 percent for 30 years.

PEEVER –Peever received its first Clean Water SRF loan to replace approximately 8,500 feet of vitrified clay pipe, replace the existing lift station, and install additional rip-rap at the wastewater treatment lagoons. The loan was for \$1,663,173 at 2.125 percent for 30 years.

PHILIP – Philip financed the construction of sanitary and storm sewer improvements with its first loan for \$453,885 at 5 percent interest for 15 years. The city received a second, \$321,127 Clean Water SRF loan for a term of 20 years at 5.25 percent to finance the construction of sanitary sewer, storm sewer, concrete curb and gutter, and replacement of force main. Philip's third SRF loan, in the amount of \$347,040 at 3.25 percent for 15 years, funded wastewater and storm sewer utility improvements in the downtown area of the city. The city's fourth and fifth loans involved making improvements to the sanitary and storm sewer along Wood and Waldren Avenues. The loan for the storm sewer was in the amount of \$1,073,300, and the loan for sanitary sewer was in the amount of \$750,000. Both loans were 3.25 percent for 30 years. The city's sixth and seventh loans involved making improvements to the sanitary and storm sewer in the southwest portion of the city. The loan for the storm sewer was in the amount of \$536,000, and the loan for sanitary sewer was in the amount of \$605,000. Both loans were at 2.5 percent for 30 years.

PICKEREL LAKE SANITARY DISTRICT – The Pickerel Lake Sanitary District received an \$850,000 Clean Water SRF loan, at 5 percent for 15 years, to finance the phase I construction of a new wastewater treatment facility and a sanitary sewer collection system. The district received a second loan of \$670,000 at 5.25 percent for 20 years to complete phase II of the collection system construction. The district received a second loan to rehabilitate or replace its thirteen main lift stations and to connect 56 existing residences to the system. The loan was for \$805,000 at 2.125 percent for 30 years.

PICKSTOWN –Pickstown received its first Clean Water SRF loan to rehabilitate its existing collection system by remove inflow from sump pumps and rehabilitating approximately 3,750 feet of sewer main 36 manholes. The loan was for \$926,800 at 2.125 percent for 30 years.

PIERPONT –Pierpont received its first Clean Water SRF loan to replace old and non-functioning water meters throughout town with a new electronic read water meter system. The loan was for \$132,000 at 2.25 percent for 10 years and included \$118,000 of principal forgiveness.

PIERRE – The city of Pierre has received five Clean Water SRF loans for various projects. Its first loan, in the amount of \$433,976 at 4 percent for 15 years, financed the construction of an interceptor line near the airport and the addition of comminutors at the treatment plant as well as improvements to the sludge handling facilities at the treatment plant. The city's second loan, for \$4,417,000 at 5.25 percent for 20 years, financed phase I improvements to the wastewater treatment facility. Pierre received a third loan in the amount of \$5,391,260 at 5 percent for 20 years to improve the wastewater treatment facility (phase II). Its fourth loan, \$1,378,404 at 3.5 percent for 20 years, funded the water quality components of a new regional landfill. Pierre's fifth loan was for \$976,953 at 3.25 percent for 20 years for the stabilization of slide areas and drainage improvements at an old, pre-Subtitle D landfill. The city's sixth loan, in the

amount of \$817,600 at 2.25 percent for 10 years financed construction of an additional cell at the Pierre Regional Landfill. Pierre was awarded its seventh loan to make several improvements to the wastewater treatment facility. The improvements involve rehabilitation of the grit removal system and primary clarifier, replacing an air delivery line serving an air lift station and replacing the chlorine-based disinfection process with an ultraviolet disinfection system. The loan amount was \$3,821,000 at 3 percent for 20 years. The city's eighth loan in the amount of \$1,450,000 at 2.25 percent for 10 years is to extend sewer lines to an undeveloped area in the northeast part of Pierre. The city received its ninth loan, \$15,310,000 at 2.00 percent for 20 years, to construct Phase I of a two-phase wastewater treatment facility improvement project. The work includes a new submersible lift station, influent pumping and solids-screening upgrades, modifications to the digester and solids handling processes, replacement of the outfall line pipe, and upgrades to the primary and secondary treatment processes.

PLANKINTON – Plankinton received its first Clean Water SRF loan to replace the main interceptor leading to the wastewater treatment facility, replace or reline approximately 8,000 feet of sanitary sewer lines, and replace 40 manholes. The loan was for \$1,005,744 at 3.25 percent for 30 years and included \$150,000 of principal forgiveness. The city was awarded its second loan in the amount of \$240,000 at 2 percent for 10 years to replace water meters throughout the city. Plankinton received its third loan to line approximately 10,000 feet of sewer line, replace another 11,000 feet, and install a new lift station and forcemain to serve a proposed housing development. The loan was for \$2,510,384 at 2.125 percent for 30 years.

PLATTE – The city of Platte received a \$1,000,000 loan at 5 percent for 20 years to renovate its sanitary sewer system. The city was awarded its second loan in the amount of \$2,300,000 at 2.5 percent for 30 years for additional rehabilitation of its sanitary sewer system. Platte was awarded a third loan for the construction of a new lift station and installation of approximately 2,800 feet of gravity sewer and 300 feet of force main to extend sewer service to existing and future businesses along Highway 44 and facilitate future development. The loan was for \$482,100 at 2.125 percent for 30 years.

POLLOCK – Pollock received a \$151,619 Clean Water SRF loan at 3 percent for 10 years to cover costs that exceeded the available EPA grant funding used to upgrade the wastewater treatment facility.

POWDER HOUSE PASS CID – The Powder House Pass Community Improvement District received a loan to construct sanitary sewer lines in a proposed development and a wastewater treatment facility to serve the development. The loan is for \$2,575,218 at 3.25 percent for 30 years. As a result of increased project costs, Powder House Pass CID was awarded a second loan for \$2,060,000 at 2.5 percent for 30 years. The district received a third loan to expand its wastewater treatment facility and install an additional lift station for Phase 3 of the development. The loan was for \$7,163,500 at 2.125 percent for 30 years.

PRAIRIE MEADOWS SANITARY DISTRICT – Prairie Meadows first SRF loan was used to partially fund a project to replace or rehabilitate the district's wastewater collection system. The \$788,000 loan, at 3.25 percent for 20 years, included \$200,000 of principal forgiveness. This loan was rescinded and a second loan issued for the project in the amount of \$588,000 at 3.25 percent for 30 years. This loan was de-obligated at the city's request.

PRESHO – The city of Presho received its first Clean Water SRF loan in the amount of \$4,048,000 at 2.5 percent for 30 years to replace the city's wastewater collection system.

RAPID CITY – Rapid City has received five Clean Water SRF loans which have been used for construction activities at the wastewater treatment facility, rehabilitation and extension of the sanitary sewer system,

construction of stormwater facilities and mitigation of approximately four acres of wetlands at the city's Material Recovery Facility (MRF). The first four loans totaled \$5,536,028, all at a rate of 4 percent for 15 years. The fifth loan, at a rate of 4.5 percent for 20 years for \$14,000,000, was used to upgrade the wastewater treatment plant as well as to construct a facility to co-compost wastewater treatment plant biosolids with municipal solid wastes. Rapid City's sixth loan was used for replacing or upgrading various components within the water reclamation facility. The loan amount was \$5,000,000 and was at 3 percent for 20 years. The city was awarded its seventh loan to add secondary clarifiers and make hydraulic improvements to the South Plant to treat all of the city's influent and decommission the North Plant. The loan was for \$101,500,000 at 2.00 percent for 20 years.

RAPID VALLEY SANITARY DISTRICT – The Rapid Valley Sanitary District has received three Clean Water SRF loans totaling \$1,600,583. The first two loans, totaling \$978,583, were used for rehabilitation and extension of the existing sanitary sewer system and carried terms of 3 percent for 20 years and 4 percent for 15 years. The sanitary district continued to rehabilitate the sanitary sewer system with a third loan of \$630,000 at 5.25 percent for 20 years.

RAYMOND – Raymond received a \$745,000 loan with 100 percent principal forgiveness for the rehabilitation of the wastewater collection system. The town received its second loan for \$951,225 with 100 percent principal forgiveness to replace a lift station and install an emergency generator for the lift station. The loan was also used to rehabilitate the wastewater treatment facility by installing a synthetic liner in the primary cell and converting the second cell into an artificial wetland.

REDFIELD – Redfield's first loan, \$333,788 at 3.25 percent for 20 years, was to fund wastewater and storm water utility improvements on South Main Street and Sixth Avenue. This loan was subsequently deobligated in full at the city's request. The city was awarded its second loan to install sanitary and storm sewer lines in the Shar-Wynn Estates subdivision. This loan was in the amount of \$884,000 at 3.25 percent for 30 years.

RENNER SANITARY DISTRICT – The Renner Sanitary District received its first Clean Water SRF loan to make improvements to its sanitary and stormwater sewer systems to reduce the amount of groundwater entering the sanitary sewer collection system. The loan amount was \$1,147,000 at 2.125 percent for 30 years.

RICHMOND LAKE SANITARY DISTRICT – The Richmond Lake Sanitary District received a \$414,000 Clean Water SRF loan at an interest rate of 5.25 percent for 20 years, which was used to partially finance the construction of a new sanitary sewer system and stabilization pond system for residences around Richmond Lake. The district received a second loan of \$191,500 at 5.25 percent for 20 years to complete phase II of the collection system construction. The district's third and fourth loans were awarded for the rehabilitation of lift stations and the wastewater treatment facility. The loans were for \$193,600 at 3 percent for 20 years and \$339,800 at 3.25 percent for 30 years.

ROSCOE – The city of Roscoe received a Clean Water SRF loan for \$358,408 at 5.25 percent for 20 years to expand its wastewater treatment facility, rehabilitate an interceptor sewer and construct a new collection sewer. The city's second loan, \$1,600,000 at 2.75 percent for 30 years, was for a project to rehabilitate the majority of the wastewater collection system. Roscoe's third loan - \$220,000 at 2.125 percent for 30 years – was needed to address a funding shortfall on the wastewater collection rehabilitation project.

SAINT LAWRENCE – Saint Lawrence received its first Clean Water SRF loan in the amount of \$193,000 at 3.25 percent for 30 years to finance berm rehabilitation at the wastewater treatment facility. The second loan, \$396,000 at 2.125 percent for 30 years, was to replace the majority of the town’s wastewater collection system and rehabilitate a lift station.

SALEM – Salem’s first Clean Water SRF loan, in the amount of \$592,307 at 3.5 percent for 20 years, funded wastewater collection improvements in conjunction with a South Dakota DOT project. The city’s second loan, \$387,960 at 3.25 percent for 20 years, funded wastewater and storm water utility improvements. Salem was awarded its third loan in the amount of \$2,556,000 at 2.5 percent for 30 years for rehabilitation of a portion of its sanitary sewer system. The city’s fourth loan was to replace approximately three blocks of sanitary sewer line and install approximately four blocks of new storm sewer. The loan was for \$1,128,000 at 2.125 percent for 30 years. This loan was de-obligated at the borrower’s request. Salem’s fifth loan, \$847,000 at 2.125 percent for 30 years, funded replacing a rock archway with reinforced concrete pipe and replacing undersized pipe in the storm sewer system. The city was awarded its sixth loan to replace and reline portions of the sanitary sewer collection system and install new storm lines. The loan was for \$1,892,800 at 2.125 percent for 30 years.

SCOTLAND – Scotland first Clean Water SRF loan funded the wastewater component of its Main Street reconstruction project with a \$250,000 loan at 3.5 percent for 20 years. The city’s second loan was used to expand the storm sewer system, replace the sanitary sewer along Washington Street and extend the sanitary sewer to an area without sewer service. The loan was for \$945,930 at 3.25 percent for 30 years.

SELBY – Selby received a \$700,000 loan with 100 percent principal forgiveness through the American Recovery and Reinvestment Act of 2009. The loan partially funded the replacement of the city’s wastewater collection system.

SENECA – Seneca received its first Clean Water SRF loan to make improvements to its wastewater treatment facility and televise the wastewater collection system to identify structural deficiencies. The loan was for \$183,650 at 2.125 percent for 30 years.

SINAI – Sinai received its first loan to construct a total retention pond wastewater treatment facility to replace the existing mechanical wastewater facility, replace the main lift station, and install force main to the new wastewater treatment facility. The loan was for \$500,000 at 3.25 percent for 30 years and included \$100,000 of principal forgiveness.

SIoux FALLS – The city of Sioux Falls has received 44 Clean Water SRF loans for a variety of projects. These projects include the construction of new interceptor lines and lift stations, rehabilitation of the sanitary sewers and lift stations, purchase of sludge handling equipment and improvements, infiltration/inflow correction, improvement of storm water drainage, flow equalization basin construction, and other wastewater system improvements. The first loan was at 3 percent for 20 years. Loans 2 through 10 were at 3 percent for 10 years, loans 11 through 14 were at 4.5 percent for 10 years, and the 15th loan was at 3.5 percent for 10 years. The City’s 16th and 17th loans, for \$2,479,500 and \$932,000, were both at 3.5 percent for ten years, funded wastewater facilities improvements and identified and implemented best management practices within the city. Loans 18 (for \$3,951,000) and 19 (for \$801,000) were at 2.5 percent for ten years and funded improvements to the wastewater system and retrofitted storm water detention ponds, respectively. The city’s 20th loan, in the amount of \$25,949,349 at 1.5 percent for 10 years, funded storm sewer improvements and nonpoint source best management practices, and the 21st loan provided for construction of the East Side Sanitary Sewer System and nonpoint source best

management practices. This loan was for \$37,377,418 at 2.25 percent for 20 years. Both 2005 loans were structured with a portion of the funding in a Series B bond that was approved contingent upon sufficient Clean Water SRF funding being available in FFY 2006 to fund the balance. The Series B amounts were \$8,700,000 and \$21,608,000 for the Storm Drainage (20) and East Side Sanitary Sewer (21) projects, respectively. The city's 22nd loan, \$10,550,000 at 2.5 percent for 10 years, also funded the Storm Drainage project, and its 23rd loan, for \$10,323,000 at 2.5 percent for 10 years, was approved for the Basin 13 Trunk sewer and other utility system improvements. The city's 24th loan, \$500,000 at 2.5 percent for 7 years, was used to close side slopes of the unlined active area and construct an alternative cap on the active area side slopes at the city-owned regional landfill. In 2008, Sioux Falls received three additional Clean Water SRF loans. The city's 25th, 26th, and 27th loans were for \$5,657,000, \$3,744,000 and \$2,621,000, respectively, and each was at 2.5 percent for 10 years. The loans were awarded for sanitary trunk and collection system sewer construction within the Basin 13 area, along with two odor control structures (loan 25); replacement of a portion of the Central Main Interceptor (loan 26); and reconstructing storm sewer and retrofitting eight existing detention ponds (loan 27). Sioux Falls' 28th loan in the amount of \$1,803,000 funded the addition of a third engine/generator in the Energy Recovery Unit at the Water Reclamation Facility. The city's 29th loan involved the lining of sanitary sewer lines at numerous locations in the city and the construction of the Basin 13 Sanitary Trunk Sewer Section 2, Phase 1 project and was in the amount of \$2,540,000. The city's 30th loan of \$1,970,000 was to expand the gas collection capabilities at the regional landfill. The 31st loan was for the continuation of the Central Main Interceptor project. Loans 28, 29, 30, and 31 each had an interest rate of 2.25 percent, a 10-year term and included 10 percent principal forgiveness through the American Recovery and Reinvestment Act of 2009. The city's 32nd loan in the amount of \$24,589,400 was also for the continuation of the Central Main Interceptor project and other sewer line rehabilitation work. The city's 33rd loan of \$14,711,614 was used for Phase 1 of the Sioux River South Interceptor Project which replaced 42- and 36-inch sewer lines with 54-inch sanitary sewer lines in the southeast part of the city. Loans 32 and 33 had a 1.25 percent interest rate and a term of 10 years, and each loan also included a nonpoint component to conduct water quality studies and continue with bank stabilization activities along Skunk Creek and the Big Sioux River. The 34th loan awarded to Sioux Falls was used for the construction of phase 2 of the Sioux River South Interceptor Project and was in the amount of \$12,464,000 at 2.5 percent for 10 years. The city's 35th loan for \$11,979,457 was for the construction of a second force main parallel to the existing force main from the Brandon Road Pump Station to the Water Reclamation Facility. The city's 36th loan for \$24,800,000 was for the replacement of the existing 66-inch outfall line from the equalization basin to the Brandon Road Pump Station. Sioux Falls received its 37th loan to extend sewer service to an industrial park located North of I-90 and west of I-29. Loans 35, 36, and 37 had a 1.25 percent interest rate and a term of 10 years. The 38th loan awarded to the city, \$11,559,125 at 1 percent for 10 years, replaced the mixing systems and floating covers on primary digesters. The city was awarded its 39th loan for storm sewer improvements in the drainage basin bounded by Interstate 29 to Marion Road and 41st Street to 47th Street. The loan was in the amount of \$8,829,000 at 1 percent for 10 years. Sioux Falls received its 40th loan in the amount of \$26,808,800 at 1.5 percent for 20 years to replace the Main Pump Station. The 41st loan awarded to Sioux Falls was for \$41,625,000 at 2.50 percent for 20 years to make major modifications to all process elements at the water reclamation facility. The city received its 42nd loan in the amount of \$9,457,000 at 1.00 percent for 10 years to make stormwater improvements in three drainage basins in the southwest portion of the city. Loans 35-40 and 42 also included a nonpoint source component to install nonpoint source best management practices in the Big Sioux River watershed. The city's 43rd and 44th loans are also for the expansion of the Water Reclamation Facility. The 43rd loan was awarded for \$18,500,000 and the 44th loan for \$123,000,000, both at 2 percent for 20 years.

SOUTHERN MISSOURI WASTE MANAGEMENT DISTRICT – The Southern Missouri Waste Management District received a \$700,000 Clean Water SRF loan at 5 percent for 20 years for the construction of a regional landfill near Lake Andes. The second loan awarded to the Southern Missouri Waste Management District assisted in the construction of a third cell at the regional landfill. The loan was for \$242,000 at 2.25 percent for 10 years.

SPEARFISH – The city of Spearfish used a \$1,956,000 Clean Water SRF loan for 15 years at 4 percent to fund the expansion of the wastewater treatment facility. The city's second loan increased capacity of the wastewater treatment facility and provided additional treatment components to meet the discharge permit limit for residual chlorine. The loan was for \$5,900,000 with an interest rate of 3.25 percent and a term of 20 years. Spearfish was awarded its third loan to replace sanitary sewer main along Colorado Boulevard, upsize mains from Maitland Road to Dahl Road, and make improvements at the wastewater treatment facility by replacing the influent screen and the equalization basin return flow automation, and installing perimeter fencing. The loan was for \$5,964,700 at 2.125 percent for 30 years.

SPENCER – The town of Spencer was awarded a loan to replace sanitary sewer lines throughout the town. This loan was for \$230,156 at 3.25 percent for 30 years and included \$100,000 of principal forgiveness.

SPRING/COW CREEK SANITARY DISTRICT - Spring/Cow Creek Sanitary District received its first Clean Water SRF loan to renovate its wastewater treatment facility. The loan was for \$863,002 at 2.125 percent for 30 years.

SPRINGFIELD – Springfield's first Clean Water SRF loan to make improvements to its sanitary sewer and storm sewer infrastructure, rehabilitate the main sewage lift station and replace the southwest lift station. The loan is in the amount of \$1,950,000 at 2.75 percent for 30 years.

STURGIS – The city of Sturgis has received four loans totaling \$3,975,630. The first two loans, totaling \$1,438,250 at 5 percent for 20 years, financed the construction of three sewer interceptor lines, a sewer collection line, and wastewater treatment facility upgrades. The city's third loan, \$437,380 at 5.25 percent for 20 years, financed the repair of damage to and replacement of riprap in the second and third cells of the wastewater treatment facility as well as engineering planning studies. The city's fourth loan for \$2,100,000, at 5 percent interest for 20 years, expanded the city's treated effluent irrigation system. Sturgis was awarded its fifth loan to install sanitary sewer service to the 90 homes of the Murray Addition and connecting them to city sanitary sewer service. The \$516,900 loan was at 3.0 percent for 20 years and included \$218,283 of principal forgiveness through the American Recovery and Reinvestment Act of 2009. The city's sixth loan was awarded to replace the existing stabilization ponds and irrigation treatment system with a membrane bio-reactor treatment system, line 31,500 feet of clay pipe, and upsize the influent line to the treatment facility. The \$16,247,000 loan at 2.5 percent for 30 years includes \$1,600,000 of principal forgiveness.

SUMMERSET – The city of Summerset's first loan, in the amount of \$225,000 at 3 percent for 20 years, was to construct reed drying beds for sludge treatment. The loan amount was later amended to \$300,000. The city will use its second loan, \$1,769,000 at 2.5 percent for 30 years, to construct a filter equalization basin, effluent filter, and a building to enclose exposed treatment processes. Summerset was awarded its third loan to double the capacity of the wastewater treatment facility by expanding the capacity of the sequencing batch reactor process, aerobic digesters, blowers, and reed beds. The loan was for \$5,923,042 at 2.125 percent for 30 years.

SUMMIT – The city of Summit received a \$100,000 loan with 100 percent principal forgiveness through the American Recovery and Reinvestment Act of 2009. The loan was to upgrade the city’s wastewater treatment system.

TABOR – Tabor was awarded its first loan in the amount of \$2,248,000 at 2.125 percent for 30 years to replace most of the wastewater collection system throughout the town and rehabilitate a lift station.

TEA – The city of Tea has received ten loans for a variety of projects. Its first two loans of \$600,000 each at 4 percent for 15 years funded the construction of a storm drainage system. The third loan of \$208,813, at 5.25 percent for 20 years, funded the construction of a sanitary sewer and lift station. The city received a fourth loan of \$375,000 at 5 percent for 15 years to reconfigure the existing lagoon system and construct a new primary cell and two secondary cells. Tea’s fifth loan of \$495,490 at 3.5 percent for 20 years expanded the city’s wastewater treatment capability by adding an aerated lagoon. The sixth loan funded the construction of a new lift station at the wastewater treatment facility and installation of about 1,200 feet of sanitary sewer trunk line, force main and appurtenances. This loan was for \$858,000 at 3.25 percent for 20 years. The city’s seventh loan for \$875,000 involved the construction of a 24-inch sanitary sewer trunk line along Highway 111 to serve the northern part of the city. This loan was at 3.0 percent for 20 years and included \$87,500 of principal forgiveness through the American Recovery and Reinvestment Act of 2009. The principal forgiveness component of the loan was forfeited due to failure to meet the milestone date for submitting plans and specifications, and the loan amount was reduced to \$845,000. Tea received its eighth loan to pay system development charges to buy into the Sioux Falls regional wastewater system and for engineering costs associated with the design of a pumping station and force main for the connection to the Sioux Falls collection system. The loan amount was \$4,431,000 at 2.125 percent for 30 years. The city’s ninth loan was for the construction of the pumping station and force main to convey its wastewater into the Sioux falls collection system. The loan amount was \$8,394,000 at 2.125 percent for 30 years. Tea was awarded its tenth loan in the amount of \$1,402,000 at 2.125 percent for 30 years to extend sanitary sewer service on 272nd Street. The city’s eleventh loan to extend municipal utility services to the Hagedorn Industrial Park and a rural subdivision by installing approximately 9,000 feet of sanitary sewer lines. The loan was for \$946,288 at 2.125 percent for 30 years.

TIMBER LAKE – Timber Lake was awarded its first Clean Water SRF loan to televise unlined sewer mains, replace approximately 16,400 feet of sewer mains, and extend sewer main to the north and install a new lift station. The loan was for \$2,229,066 at 2.125 percent for 30 years.

TULARE – Tulare was awarded its first Clean Water SRF loan to replace portions of the wastewater collection system, a lift station, and the force main to the wastewater treatment facility and make improvements to its treatment system by upgrading the pond to a three-cell system, installing new pond piping, and making improving the wetland areas. The loan was for \$1,449,000 at 2.125 percent for 30 years.

TURTON – Turton was awarded its first loan in the amount of \$262,000 at 3.25 percent for 20 years to make improvements at the wastewater treatment facility, replace the lift station, purchase a stand-by generator, and clean and televise the entire wastewater collection system.

TYNDALL – The city of Tyndall’s first loan, in the amount of \$795,000 at 3.25 percent for 20 years, funded the South Main Street and 14th Avenue Sanitary Sewer Project. The city’s second loan, \$374,000 at 2.25 percent for 20 years, was for the replacement of three blocks of sanitary sewer on Maple Street. Tyndall’s

third loan was for the replacement of seven blocks of sanitary sewer mains and one block of storm sewer along 14th Avenue and 12th Avenue. The loan was for \$690,240 at 2.125 percent for 30 years.

VALLEY SPRINGS – The city of Valley Springs received a \$430,000 loan for 20 years at 5.25 percent interest to fund the expansion and upgrade of the existing wastewater treatment facility. The city's second loan, in the amount of \$350,000 at 3.25 percent for 20 years, funded sanitary sewer replacement. Valley Springs received its third loan in the amount of \$1,779,000 at 2.125 percent for 30 years to rehabilitate portions of the sanitary and storm sewer systems.

VEBLEN – Veblen received its first Clean Water SRF loan for rehabilitation of its wastewater collection system, construction of an all-weather access road at the wastewater treatment facility, and installation of rip-rap on the pond berms. The loan is for \$1,387,000 at 2.5 percent for 30 years. This loan was deobligated at the city's request.

VERMILLION – Vermillion's first loan, \$125,000 at 3 percent for 20 years, was used to reconstruct a sanitary sewer interceptor. The second loan, \$500,000 at 4 percent for 15 years, funded the construction of approximately 6,200 feet of storm sewer pipe and associated appurtenances in three areas of the city. The third loan, a nonpoint source loan of \$480,000 at 4.5 percent for 10 years, financed the construction of a second trench at the city's landfill and to purchase a scraper. The city's fourth SRF loan, \$456,000 at 3.5 percent for 20 years, funded wastewater collection facilities in the northwest area of the city. Vermillion's fifth and sixth loans, in the amount of \$3,548,351 and \$4,851,000, respectively, financed two phases of wastewater treatment plant improvements to update mechanical process equipment, controls and instrumentation, to replace the main lift station, and to construct an additional force main between the new lift station and the treatment facility. Both are 20-year loans with an interest rate of 3.25 percent. The city's seventh loan for \$499,000 involved lining approximately 11,600 feet of sanitary sewer lines in various locations throughout the city using cured-in-place pipe. This loan was at 3.0 percent for 20 years and included \$249,500 of principal forgiveness through the American Recovery and Reinvestment Act of 2009. The eighth loan awarded to Vermillion - \$1,639,000 at 3 percent for 10 years – assisted in the construction of the fifth disposal cell at the regional landfill. The city's ninth loan was used to replace the Prentis Street lift station as well as manholes and gravity sewer in the area that has inadequate capacity due to growth in the area. The loan amount was \$812,000 at 3 percent for 20 years. Vermillion's tenth loan in the amount of \$1,966,000 at 1.875 percent for 10 years was for construction of the sixth and seventh disposal cells at the regional landfill. The city was awarded its eleventh loan to install storm sewer along Highway 50. This loan was for \$500,000 at 2.0 percent for 20 years.

VIBORG – Viborg received its first Clean Water SRF loan for \$238,300 at 3.25 percent for 30 years to replace a portion of its sewer lines in conjunction with a road reconstruction project. The city's second loan in the amount of \$105,000 at 3.25 percent for 30 years will also be used to replace sewer lines. Viborg received its third loan in the amount of \$1,771,000 at 2.50 percent for 30 years to rehabilitate portions of the sanitary and storm sewer systems.

VOLGA – The city of Volga was awarded its first Clean Water SRF loan, \$2,819,000 at 2.25 percent for 20 years, to implement the first phase of a two-phase project to make improvements to its wastewater treatment process. This involves improvements to the existing blower building to include installing new blowers, a new pretreatment building to house a mechanical bar screen system with a washer, compactor, and screenings conveyor, and the installation of an ultra-violet disinfection system. Volga received its second loan in the amount of \$2,405,000 at 2.00 percent for 20 years to rehabilitate portions of the wastewater collection system.

WAGNER –Wagner received its first SRF loan, in an amount of \$150,000 at 3.25 percent for 20 years, to replace wastewater utilities along North Park St. and North Street and extend sanitary sewer to unsewered residences at Lake Wagner. Wagner was awarded its second loan to replace sewer line on South Park Street. The \$500,000 loan was at 3.25 percent for 30 years and included \$50,000 of principal forgiveness through the American Recovery and Reinvestment Act of 2009. The loan was rescinded at the city’s request.

WAKONDA – Wakonda received its first SRF loan to replace the existing lift station and construct a new forcemain parallel to the existing forcemain. The project also involves conducting a video inspection of the town’s wastewater collection system to determine the condition of the collection lines. The \$529,000 loan, at 3.00 percent for 20 years, included \$195,000 of principal forgiveness.

WALL – The city of Wall received a Clean Water SRF loan in the amount of \$1,146,000 at 5 percent for 20 years for its municipal wastewater improvement project. The project consisted of the construction of a seven-mile transfer line to new total retention ponds.

WALL LAKE SANITARY DISTRICT – The district received its first Clean Water SRF loan for \$200,000 at 3.5 percent for 20 years to fund an extension of sewer main to residents without service. This included the installation of lift stations and small diameter force main. The second loan awarded to the Wall Lake Sanitary District was in the amount of \$135,000 at 3.25 percent for 30 years. The loan will partially fund a project involving relining the existing stabilization cells and converting the two wetland cells to a third stabilization pond.

WARNER – The town of Warner used a \$101,152 Clean Water SRF loan at 4.5 percent for 10 years to construct a storm sewer collection and disposal system to improve storm drainage within the community. Warner’s second loan was used to replace lift station pumps and expand the existing wastewater treatment pond system by adding an additional cell. This loan was for \$1,826,760 at 3.25 percent for 30 years and included \$1,058,760 of principal forgiveness.

WATERTOWN – The city of Watertown has received fifteen Clean Water SRF loans for various projects. The first two loans, both at 4 percent for 15 years, financed the upgrade and expansion of the city’s wastewater treatment facility. The third and fourth loans, payable at 5.25 percent interest for 20 years, were used to rehabilitate portions of the sanitary sewer collection system and for engineering costs associated with the final upgrade of the wastewater treatment facility. The city’s fifth loan, \$2,055,000 at 3.5 percent for 20 years, funded replacement or rehabilitation of sanitary sewers throughout the city and lift stations serving the Lake Kampeska area. Watertown’s sixth loan of \$1,303,130 funded a storm water project in the southwest portion of the city and a nonpoint source portion for Best Management Practices (BMP) on the Big Sioux River, thus qualifying the city for a loan at 2.25 percent for 20 years. The city received its seventh and eighth loans for a project to install sanitary and storm sewer on First Avenue North and continuation of the BMP project on the Big Sioux River. Loan seven was for \$928,375 at 2.25 percent for 20 years, of which \$847,170 was for the sanitary sewer portion of the First Avenue North project and \$81,205 for the BMP project. Loan eight was for \$671,624 at 2.25 percent for 20 years, of which \$612,877 is for the storm sewer portion of the First Avenue North project and \$58,747 for the BMP project. Watertown’s ninth loan was in the amount of \$16,446,000 and was used to construct a new head works facility, rehabilitate a lift station, and extend, replace and re-line sanitary sewer. The city’s tenth loan for \$3,330,000 funded several storm sewer projects throughout the city. Loans 9 and 10 each had an interest rate of 3 percent, a 20-year term and included 10 percent principal forgiveness through the

American Recovery and Reinvestment Act of 2009. An eleventh loan in the amount of \$815,000 was awarded for the construction of a parking lot utilizing pervious pavement for storm water management. This loan was at 3 percent for 20 years and included \$500,000 of percent principal forgiveness. Watertown's twelfth loan, \$5,000,000 at 2.25 percent for 30 years, was for the construction of a new administration building with garage storage at the wastewater treatment facility. The city's thirteenth loan in the amount of \$2,500,000 at 2.0 percent for 20 years was for the replacement of a primary clarifier. Watertown received its fourteenth loan for replacement of the final clarifier and improvements to the primary clarifier; sludge pumps, the recirculation pump, effluent pumping; and biosolids dewatering; and make plant-wide electrical and HVAC improvements as well as upsizing seven lift stations and replacing approximately 5,100 feet of sewer and lining another 9,700 feet of lines. The loan was for \$19,819,800 at 2.125 percent for 30 years. The city's fifteenth loan was to construct a new cell at the Watertown Regional Landfill and make storm water improvements adjacent to the landfill. The loan was for \$1,428,000 at 2.00 percent for 20 years.

WATERTOWN SCHOOL DISTRICT – The Watertown School District was awarded a loan in the amount of \$503,635 with 100 percent principal forgiveness through the American Recovery and Reinvestment Act of 2009. The loan was to construct a parking lot utilizing pervious pavement and other green infrastructure features for storm water management. The loan was reduced to \$424,843 due to insufficient costs being under contract by February 17, 2010.

WAUBAY – The city of Waubay received a 20-year, 5 percent Clean Water SRF loan in the amount of \$81,454 to construct a wastewater collection system within the city limits on the south shore of Blue Dog Lake, an area previously served by septic tanks. Waubay's second loan will finance improvements to Lift Station 5, construction of a force main, and pipe lining on portions of the wastewater collection system. The second loan was in the amount of \$149,200 at 3.25 percent for 20 years. The city's third loan is for the construction of additional ponds and wetlands at the existing treatment facility to create a total retention wastewater system. The loan amount is \$1,470,000 at 3.25 percent for 30 years and includes \$500,000 of principal forgiveness. Waubay received its fourth loan to address erosion that is occurring on the outside of the primary cell of the wastewater treatment facility due to the increasing water level of Bitter Lake. The loan was for \$1,365,000 at 2.125 percent for 30 years and included \$545,000 of principal forgiveness.

WEBSTER – The city of Webster used a 10-year, 4.5 percent Clean Water SRF loan for \$345,394 to reconstruct a sanitary sewer line on Main Street. The city received a second loan in the amount of \$811,000 at 3.5 percent for 20 years to fund the replacement of about 7,400 feet of sewer main, 136 service connections, and approximately 3,400 feet of storm sewer lines. The city's third loan was in the amount of \$500,000 with 100 percent principal forgiveness through the American Recovery and Reinvestment Act of 2009. The loan was to upgrade the city's discharging wastewater treatment facility to a total retention artificial wetland system. Webster's fourth loan, \$1,184,000 at 2.125 percent for 30 years, funded the replacement of sanitary sewer lines. Webster was awarded its fifth loan to replace approximately 13,000 feet of clay pipe and line another 12,000 feet. The loan was for \$3,338,000 at 2.125 percent for 30 years. The city's sixth loan was to add storm water collection to two areas of the city where none exists. The loan was for \$353,000 at 2.125 percent for 30 years.

WESSINGTON SPRINGS – Wessington Springs received its first loan in an amount of \$393,000 at 3 percent for 20 years to replace three blocks of vitrified clay pipe sanitary sewer lines with PVC lines on Main Street. The city received its second loan to replace the approximately four and a half blocks of asbestos-cement and vitrified clay pipe sanitary main. The loan was for \$176,387 at 2.125 percent for 30 years.

WESTON HEIGHTS SANITARY DISTRICT – Weston Heights secured a loan for \$638,300 at 3.25 percent for 20 years to improve its wastewater treatment system.

WESTPORT – Westport received a loan in the amount of \$445,000 at 3.25 percent for 30 years to replace a lift station and install approximately 2,800 feet of storm sewer lines. This loan was deobligated at the city's request.

WHITE– White received its first Clean Water SRF loan for Phase 1 of a project to make improvements to its wastewater collection system. Phase 1 involves replacing or lining approximately 6,600 feet of vitrified clay pipe. The loan was for \$1,832,810 at 2.125 percent for 30 years.

WHITE LAKE – White Lake received its first Clean Water SRF loan, \$371,000 at 3.25 percent for 20 years, to replace sewer mains and install storm sewer on Main Street.

WHITEWOOD – Whitewood has received two loans totaling \$455,801. The first loan was at 4 percent interest for 15 years while the second was at 5 percent for 20 years. Whitewood constructed a new mechanical wastewater treatment facility in conjunction with the existing stabilization pond system and expanded the wastewater collection system.

WILLOW LAKE – Willow Lake's first loan, in the amount of \$100,000 at 3.5 percent for 20 years, funded improvements to the wastewater collection system.

WILMOT– Wilmot received its first Clean Water SRF loan to televise the south portion of the city's wastewater collection system and replace or line clay tile collection mains and manholes in that area. The loan was for \$2,040,000 at 2.125 percent for 30 years.

WINNER – The city of Winner's first loan, in the amount of \$925,000 at 3.25 percent for 20 years, funded improvement to the wastewater collection system. A second loan in the amount of \$400,000 at 3 percent for 20 years funded additional wastewater collection system improvements.

WOLSEY – The city of Wolsey was awarded its first Clean Water SRF loan - \$162,300 at 3.25 percent for 20 years – to replace sanitary sewer mains under US Highway 14/281 in conjunction with a South Dakota Department of Transportation project. The city's second loan for \$614,400 involves installing approximately 3,000 feet of storm sewer to separate combined sewer on Maple Avenue and install a lift station and sanitary sewer to provide sanitary sewer service to a new development in the south part of town. This loan was at 3.0 percent for 20 years and included \$61,440 of principal forgiveness through the American Recovery and Reinvestment Act of 2009. Due to an increase in project costs and the inability to meet the time limitations imposed by the American Recovery and Reinvestment Act, this loan was rescinded. A third loan in the amount of \$901,560 at 3.0 for 20 years was awarded to Wolsey for the project.

WORTHING – The town of Worthing received a \$227,645 Clean Water SRF loan at 5.25 percent interest for 20 years that was used to expand and upgrade the existing stabilization pond treatment facility. Worthing's second loan was to install a new sewer line along Cedar Street and to replace the lift station at the wastewater treatment facility and a sewer trunk line along Third Street. The loan was for \$580,000 at 3.25 percent for 20 years. Worthing received its third loan to make collection system improvements and install storm sewer and curb and gutter. The loan amount was \$459,832 at 3 percent for 20 years.

The city was awarded its fourth loan in the amount of \$120,000 at 2 percent for 10 years to replace water meters throughout the city. The loan included \$90,000 of principal forgiveness. Worthing was awarded its fifth loan to rehabilitate its wastewater treatment facility by rehabilitating a lagoon cell that was abandoned and installing a submerged attached growth reactor (SAGR). A lift station will also be constructed at the lagoon site. The loan was for \$1,055,000 at 2.125 percent for 30 years.

YALE – The town of Yale received a Clean Water SRF loan to rehabilitate the collection system and add an additional cell to the wastewater treatment facility. The loan was for \$885,100 at 3.25 percent for 30 years and included \$606,110 of principal forgiveness. Yale's second loan in the amount of \$84,000 at 3.25 percent for 30 years was used to place rip rap on the berms of the wastewater treatment facility.

YANKTON – The city of Yankton received three loans to upgrade and expand its wastewater treatment facility. The amount of the first loan was \$2,625,000 at 5.25 percent for 20 years. The second loan utilized \$4,500,000 of leveraged program bonds with a term of 6 percent for 20 years. Yankton's third loan, in the amount of \$6,130,000 at 3.5 percent for 20 years, funded the third phase of the project. Yankton's fourth loan was used to construct a lift station and additional sewer line to eliminate two existing lift stations. The loan amount is \$3,330,000 at 3 percent for 20 years. The city's fifth loan, \$4,500,000 at 2.0 percent for 20 years was to make numerous improvements to the wastewater treatment facility. Yankton was awarded its sixth loan to make significant improvements at the wastewater treatment facility by installing a new inlet building with grit removal; a secondary clarifier; UV equipment and mixing systems; making structural repairs and electrical improvements; replacing outdated equipment; and adding nutrient removal facilities. The loan was for \$23,318,450 at 2.00 percent for 20 years. Yankton's seventh loan is to make improvements to the wastewater collection system by replacing existing lines or extending sewer to undeveloped areas. The loan was for \$7,200,000 at 2.00 percent for 20 years.

EXHIBITS I-VIII

CLEAN WATER SRF STATUS

REPORTS

EXHIBIT I
Projects Receiving
SRF Assistance
Federal Fiscal Year
2022

Sponsor	Binding Commitment Date	Assistance Amount	Rate	Term (Years)
Aberdeen (04)	04/13/2022	\$32,426,100	2.125%	30
Alcester (02)	04/13/2022	\$250,350	2.125%	30
Alexandria (01)	04/13/2022	\$1,692,000	2.125%	30
Arlington (01)	04/13/2022	\$618,161	2.125%	30
Aurora (04)	04/13/2022	\$1,804,888	2.125%	30
Baltic (04)	04/13/2022	\$1,167,839	2.125%	30
Beresford (04)	04/13/2022	\$9,258,653	2.125%	30
Bison (03)	09/29/2022	\$1,666,000	2.125%	30
Bowdle (01)	04/13/2022	\$1,583,133	2.125%	30
Box Elder (02)	05/17/2022	\$1,540,000	2.125%	30
Bridgewater (05)	06/23/2022	\$666,119	2.125%	30
Britton (05)	04/13/2022	\$911,862	2.125%	30
Brookings (11)	04/13/2022	\$4,000,000	2.125%	30
Bryant (01)	04/13/2022	\$1,800,050	2.125%	30
Chamberlain (06)	06/23/2022	\$1,190,000	2.125%	30
Chancellor (04)	05/17/2022	\$210,000	2.125%	30
Colman (03)	06/23/2022	\$758,100	2.125%	30
Colton (04)	04/13/2022	\$391,350	2.125%	30
Corsica (01)	04/13/2022	\$555,922	2.125%	30
Crooks (05)	04/13/2022	\$458,727	2.125%	30
Custer (06)	04/13/2022	\$4,832,051	2.125%	30
Dakota Dunes CID (01)	06/23/2022	\$411,708	2.00%	20
Dakota Dunes CID (02)	06/23/2022	\$260,014	2.00%	20
Dell Rapids (11)	04/13/2022	\$2,385,692	1.375%	30
Dell Rapids (11NPS)	04/13/2022	\$259,388	1.375%	30
DeSmet (01)	06/23/2022	\$1,196,650	2.125%	30
Dupree (03)	06/23/2022	\$1,314,452	2.125%	30
Emery (02)	04/13/2022	\$374,100	2.125%	30
Flandreau (01)	06/23/2022	\$2,776,087	2.125%	30
Gayville (02)	04/13/2022	\$13,649,000	2.125%	30
Gregory (04)	04/13/2022	\$1,364,900	2.125%	30
Harrisburg (08)	04/13/2022	\$8,393,896	2.125%	30
Hartford (08)	04/13/2022	\$7,181,432	2.125%	30
Hermosa (02)	04/13/2022	\$698,600	2.125%	30
Howard (02)	06/23/2022	\$2,472,000	2.125%	30
Hudson (02)	05/17/2022	\$656,180	2.125%	30

Sponsor	Binding Commitment Date	Assistance Amount	Rate	Term (Years)
Humboldt (05)	04/13/2022	\$420,150	2.125%	30
Ipswich (02)	06/23/2022	\$814,112	2.125%	30
Irene (03)	04/13/2022	\$87,600	2.125%	30
Isabel (01)	06/23/2022	\$828,204	2.125%	30
Kadoka (01)	04/13/2022	\$1,831,593	2.125%	30
Kennebec (03)	04/13/2022	\$666,500	2.125%	30
Lake Poinsett Sanitary District (05)	05/17/2022	\$1,809,749	2.125%	30
Lake Preston (02)	04/13/2022	\$582,325	2.125%	30
Lead-Deadwood Sanitary District (02)	06/23/2022	\$634,900	2.00%	20
Lennox (10)	04/13/2022	\$3,275,550	2.125%	30
Lesterville (01)	04/13/2022	\$546,700	2.125%	30
Madison (05)	04/13/2022	\$3,284,680	2.125%	30
Marion (04)	06/23/2022	\$134,655	2.125%	30
Miller (05)	04/13/2022	\$683,579	2.125%	30
Mission Hill (01)	04/13/2022	\$552,966	2.125%	30
Mitchell (09)	01/06/2022	\$10,000,000	1.375%	30
Mitchell (09NPS)	01/06/2022	\$1,087,000	1.375%	30
Mitchell (10)	04/13/2022	\$12,899,436	2.125%	30
Mitchell (11)	04/13/2022	\$4,760,000	2.125%	30
Newell (01)	06/23/2022	\$347,900	2.125%	30
North Sioux City (03)	05/17/2022	\$5,351,110	2.00%	20
Parker (06)	04/13/2022	\$2,081,250	2.125%	30
Parkston (02)	04/13/2022	\$1,926,260	2.125%	30
Peever (01)	06/23/2022	\$1,663,173	2.125%	30
Pickereel Lake Sanitary District (03)	04/13/2022	\$2,105,000	2.125%	30
Pickstown (01)	04/13/2022	\$926,800	2.125%	30
Plankinton (03)	04/13/2022	\$2,510,384	2.125%	30
Platte (03)	04/13/2022	\$482,100	2.125%	30
Powder House Pass CID (03)	04/13/2022	\$7,163,500	2.125%	30
Rapid City (07)	04/13/2022	\$101,500,000	2.00%	20
Seneca (01)	04/13/2022	\$183,650	2.125%	30
Sioux Falls (44)	11/04/2021	\$123,000,000	2.00%	20
Spearfish (03)	06/23/2022	\$5,964,700	2.125%	30
Spring/Cow Creek Sanitary District (01)	04/13/2022	\$863,002	2.125%	30
Summerset (03)	04/13/2022	\$5,923,042	2.125%	30
Tea (11)	05/17/2022	\$0	2.125%	30
Timber Lake (01)	06/23/2022	\$2,229,066	2.125%	30
Tulare (01)	06/23/2022	\$1,449,000	2.125%	30
Tyndall (03)	04/13/2022	\$690,240	2.125%	30
Watertown (14)	04/13/2022	\$19,819,800	2.125%	30
Watertown (15)	06/23/2022	\$1,428,000	2.00%	20
Webster (05)	04/13/2022	\$3,338,000	2.125%	30

Sponsor	Binding Commitment Date	Assistance Amount	Rate	Term (Years)
Webster (06)	04/13/2022	\$353,000	2.125%	30
Wessington Springs (02)	04/13/2022	\$176,387	2.125%	30
White (01)	05/17/2022	\$1,832,810	2.125%	30
Wilmot (01)	04/13/2022	\$2,040,000	2.125%	30
Worthing (05)	04/13/2022	\$1,055,000	2.125%	30
Yankton (06)	04/13/2022	\$23,318,450	2.00%	20
Yankton (07)	04/13/2022	\$7,200,000	2.00%	20
TOTAL		\$482,996,727		

EXHIBIT II
SRF Needs Categories Federal
Fiscal Year 2022

Sponsor	Date Obligated	Secondary Treatment	Advanced Treatment	II Correction	System Rehab	New Collectors	New Interceptors	Stormwater Gray	NonPoint Source	Water Reuse
Aberdeen (04)	04/13/2022	\$32,426,100	\$0	\$0	\$0	\$0	\$0	\$0	\$0	\$0
Alcester (02)	04/13/2022	\$0	\$0	\$0	\$250,350	\$0	\$0	\$0	\$0	\$0
Alexandria (01)	04/13/2022	\$500,000	\$0	\$0	\$1,192,000	\$0	\$0	\$0	\$0	\$0
Arlington (01)	04/13/2022	\$0	\$0	\$618,161	\$0	\$0	\$0	\$0	\$0	\$0
Aurora (04)	04/13/2022	\$0	\$0	\$0	\$1,804,888	\$0	\$0	\$0	\$0	\$0
Baltic (04)	04/13/2022	\$0	\$0	\$0	\$1,167,839	\$0	\$0	\$0	\$0	\$0
Beresford (04)	04/13/2022	\$2,936,781	\$0	\$5,891,520	\$430,352	\$0	\$0	\$0	\$0	\$0
Bison (03)	09/29/2022	\$511,108	\$0	\$67,154	\$891,865	\$0	\$0	\$195,873	\$0	\$0
Bowdle (01)	04/13/2022	\$0	\$0	\$0	\$1,583,133	\$0	\$0	\$0	\$0	\$0
Box Elder (02)	05/17/2022	\$0	\$0	\$1,155,000	\$0	\$385,000	\$0	\$0	\$0	\$0
Box Elder (03)	09/29/2022	\$0	\$0	\$0	\$0	\$0	\$6,261,000	\$0	\$0	\$0
Bridgewater (05)	06/23/2022	\$0	\$0	\$0	\$66,612	\$0	\$0	\$599,507	\$0	\$0
Britton (05)	04/13/2022	\$0	\$0	\$0	\$387,735	\$123,289	\$400,838	\$0	\$0	\$0
Brookings (11)	04/13/2022	\$0	\$0	\$0	\$3,615,700	\$0	\$384,300	\$0	\$0	\$0
Bryant (01)	04/13/2022	\$0	\$0	\$0	\$1,574,425	\$0	\$0	\$225,625	\$0	\$0
Canton (06)	09/29/2022	\$0	\$0	\$0	\$2,021,378	\$0	\$0	\$0	\$0	\$0
Chamberlain (06)	06/23/2022	\$0	\$0	\$0	\$119,000	\$357,000	\$0	\$714,000	\$0	\$0
Chancellor (04)	05/17/2022	\$0	\$0	\$150,000	\$0	\$0	\$0	\$60,000	\$0	\$0
Colman (03)	06/23/2022	\$0	\$0	\$0	\$636,804	\$0	\$0	\$121,296	\$0	\$0
Colton (04)	04/13/2022	\$0	\$0	\$0	\$391,350	\$0	\$0	\$0	\$0	\$0
Corsica (01)	04/13/2022	\$0	\$0	\$0	\$194,573	\$0	\$0	\$361,349	\$0	\$0
Crooks (05)	04/13/2022	\$0	\$0	\$0	\$0	\$0	\$458,727	\$0	\$0	\$0
Custer (06)	04/13/2002	\$1,354,904	\$1,728,704	\$0	\$1,748,443	\$0	\$0	\$0	\$0	\$0
Dakota Dunes CID (01)	06/23/2022	\$0	\$0	\$0	\$411,708	\$0	\$0	\$0	\$0	\$0
Dakota Dunes CID (02)	06/23/2022	\$0	\$0	\$0	\$0	\$260,014	\$0	\$0	\$0	\$0
Dell Rapids (11)	04/13/2022	\$0	\$0	\$0	\$2,385,692	\$0	\$0	\$0	\$0	\$0
Dell Rapids (11NPS)	04/13/2022	\$0	\$0	\$0	\$0	\$0	\$0	\$0	\$259,388	\$0

Sponsor	Date Obligated	Secondary Treatment	Advanced Treatment	II Correction	System Rehab	New Collectors	New Interceptors	Stormwater Gray	NonPoint Source	Water Reuse
DeSmet (01)	06/23/2022	\$0	\$0	\$1,196,650	\$0	\$0	\$0	\$0	\$0	\$0
Dupree (03)	06/23/2022	\$0	\$0	\$0	\$1,314,452	\$0	\$0	\$0	\$0	\$0
Emery (02)	04/13/2022	\$0	\$0	\$0	\$0	\$0	\$0	\$374,100	\$0	\$0
Flandreau (01)	06/23/2022	\$0	\$0	\$0	\$2,776,087	\$0	\$0	\$0	\$0	\$0
Gayville (02)	04/13/2022	\$164,111	\$0	\$0	\$1,137,589	\$0	\$399,089	\$164,111	\$0	\$0
Gregory (04)	04/13/2022	\$0	\$0	\$0	\$3,116,400	\$0	\$0	\$0	\$0	\$0
Harrisburg (08)	04/13/2022	\$0	\$0	\$0	\$4,071,040	\$0	\$4,322,856	\$0	\$0	\$0
Hartford (08)	04/13/2022	\$5,457,888	\$0	\$0	\$1,723,544	\$0	\$0	\$0	\$0	\$0
Hermosa (02)	04/13/2022	\$258,429	\$0	\$44,066	\$110,758	\$285,347	\$0	\$0	\$0	\$0
Howard (02)	06/23/2022	\$0	\$0	\$824,000	\$1,648,000	\$0	\$0	\$0	\$0	\$0
Hudson (02)	05/17/2022	\$0	\$0	\$656,180	\$0	\$0	\$0	\$0	\$0	\$0
Humboldt (05)	04/13/2022	\$0	\$0	\$0	\$420,150	\$0	\$0	\$0	\$0	\$0
Ipswich (02)	06/23/2022	\$0	\$0	\$0	\$0	\$0	\$0	\$814,112	\$0	\$0
Irene (03)	04/13/2022	\$87,600	\$0	\$0	\$0	\$0	\$0	\$0	\$0	\$0
Isabel (01)	06/23/2022	\$0	\$0	\$0	\$828,204	\$0	\$0	\$0	\$0	\$0
Kadoka (01)	04/13/2022	\$0	\$0	\$0	\$1,428,643	\$0	\$0	\$402,950	\$0	\$0
Kennebec (03)	04/13/2022	\$0	\$0	\$0	\$513,205	\$0	\$0	\$153,295	\$0	\$0
Lake Poinsett Sanitary District (05)	05/17/2022	\$0	\$0	\$461,486	\$1,348,263	\$0	\$0	\$0	\$0	\$0
Lake Preston (02)	04/13/2022	\$0	\$0	\$0	\$582,325	\$0	\$0	\$0	\$0	\$0
Lead-Deadwood Sanitary District (02)	06/23/2022	\$0	\$0	\$0	\$634,900	\$0	\$0	\$0	\$0	\$0
Lennox (10)	04/13/2022	\$0	\$0	\$0	\$3,275,550	\$0	\$0	\$0	\$0	\$0
Lesterville (01)	04/13/2022	\$0	\$0	\$0	\$0	\$0	\$0	\$546,700	\$0	\$0
Madison (05)	04/13/2022	\$0	\$0	\$0	\$0	\$3,284,680	\$0	\$0	\$0	\$0
Marion (04)	06/23/2022	\$0	\$0	\$0	\$13,466	\$0	\$0	\$121,189	\$0	\$0
Miller (05)	04/13/2022	\$0	\$0	\$0	\$683,579	\$0	\$0	\$0	\$0	\$0
Mission Hill (01)	04/13/2022	\$276,483	\$0	\$0	\$276,483	\$0	\$0	\$0	\$0	\$0
Mitchell (09)	01/06/2022	\$15,942,528	\$0	\$0	\$0	\$0	\$0	\$0	\$0	\$0
Mitchell (09NPS)	01/06/2022	\$0	\$0	\$0	\$0	\$0	\$0	\$0	\$1,733,374	\$0
Mitchell (10)	04/13/2022	\$12,899,436	\$0	\$0	\$0	\$0	\$0	\$0	\$0	\$0
Mitchell (11)	04/13/2022	\$0	\$0	\$0	\$4,760,000	\$0	\$0	\$0	\$0	\$0
Mitchell (12)	04/13/2022	\$0	\$0	\$0	\$403,052	\$0	\$0	\$636,948	\$0	\$0
Newell (01)	06/23/2022	\$0	\$0	\$0	\$0	\$347,900	\$0	\$0	\$0	\$0

Sponsor	Date Obligated	Secondary Treatment	Advanced Treatment	II Correction	System Rehab	New Collectors	New Interceptors	Stormwater Gray	NonPoint Source	Water Reuse
North Sioux City (03)	05/17/2022	\$0	\$0	\$0	\$0	\$238,000	\$5,113,110	\$0	\$0	\$0
Parker (06)	04/13/2022	\$0	\$0	\$0	\$2,081,250	\$0	\$0	\$0	\$0	\$0
Parkston (02)	04/13/2022	\$0	\$1,926,260	\$0	\$0	\$0	\$0	\$0	\$0	\$0
Peever (01)	06/23/2022	\$0	\$0	\$1,663,173	\$0	\$0	\$0	\$0	\$0	\$0
Pickereel Lake Sanitary District (03)	04/13/2022	\$0	\$0	\$0	\$1,659,561	\$445,439	\$0	\$0	\$0	\$0
Pickstown (01)	04/13/2022	\$0	\$0	\$0	\$926,800	\$0	\$0	\$0	\$0	\$0
Plankinton (03)	04/13/2022	\$0	\$0	\$0	\$2,334,657	\$175,727	\$0	\$0	\$0	\$0
Platte (03)	04/13/2022	\$0	\$0	\$0	\$0	\$0	\$482,100	\$0	\$0	\$0
Powder House Pass CID (03)	04/13/2022	\$5,874,070	\$0	\$0	\$0	\$0	\$1,289,430	\$0	\$0	\$0
Rapid City (07)	04/13/2022	\$56,050,000	\$45,450,000	\$0	\$0	\$0	\$0	\$0	\$0	\$0
Salem (06)	04/13/2022	\$0	\$0	\$0	\$1,892,800	\$0	\$0	\$0	\$0	\$0
Seneca (01)	04/13/2022	\$183,650	\$0	\$0	\$0	\$0	\$0	\$0	\$0	\$0
Sioux Falls (44)	11/04/2021	\$0	\$123,000,000	\$0	\$0	\$0	\$0	\$0	\$0	\$0
Spearfish (03)	06/23/2022	\$0	\$1,008,700	\$0	\$4,956,000	\$0	\$0	\$0	\$0	\$0
Spring/Cow Creek Sanitary District (01)	04/13/2022	\$863,002	\$0	\$0	\$0	\$0	\$0	\$0	\$0	\$0
Summerset (03)	04/13/2022	\$5,923,042	\$0	\$0	\$0	\$0	\$0	\$0	\$0	\$0
Tea (11)	05/17/2022	\$0	\$0	\$0	\$0	\$0	\$0	\$0	\$0	\$0
Timber Lake (01)	06/23/2022	\$0	\$0	\$0	\$1,900,200	\$0	\$328,866	\$0	\$0	\$0
Tulare (01)	06/23/2022	\$0	\$0	\$0	\$1,449,000	\$0	\$0	\$0	\$0	\$0
Tyndall (03)	04/13/2022	\$0	\$0	\$0	\$690,240	\$0	\$0	\$0	\$0	\$0
Watertown (14)	04/13/2022	\$13,021,609	\$2,120,719	\$0	\$4,677,472	\$0	\$0	\$0	\$0	\$0
Watertown (15)	06/23/2022	\$0	\$0	\$0	\$0	\$0	\$0	\$0	\$1,428,000	\$0
Webster (05)	04/13/2022	\$0	\$0	\$0	\$3,338,000	\$0	\$0	\$0	\$0	\$0
Webster (06)	04/13/2022	\$0	\$0	\$0	\$0	\$0	\$0	\$353,000	\$0	\$0
Wessington Springs (02)	04/13/2022	\$0	\$0	\$0	\$176,387	\$0	\$0	\$0	\$0	\$0
White (01)	05/17/2022	\$0	\$0	\$0	\$1,832,810	\$0	\$0	\$0	\$0	\$0
Wilmot (01)	04/13/2022	\$0	\$0	\$0	\$2,040,000	\$0	\$0	\$0	\$0	\$0
Worthing (05)	04/13/2022	\$1,055,000	\$0	\$0	\$0	\$0	\$0	\$0	\$0	\$0
Yankton (06)	04/13/2022	\$23,318,450	\$0	\$0	\$0	\$0	\$0	\$0	\$0	\$0
Yankton (07)	04/13/2022	\$0	\$0	\$0	\$7,200,000	\$0	\$0	\$0	\$0	\$0
TOTAL		\$179,104,191	\$175,234,383	\$12,727,390	\$89,094,714	\$5,902,396	\$19,440,316	\$5,844,055	\$3,420,762	\$0

EXHIBIT III
Allocation and Source of SRF Funds

Federal Fiscal Year	Federal Capitalization Grant Award	State Match	Leveraged Funds	Total
1989	\$4,577,200	\$915,440		\$5,492,640
1990	\$4,738,000	\$947,600		\$5,685,600
1991	\$10,074,800	\$2,014,960		\$12,089,760
1992	\$9,534,900	\$1,906,980		\$11,441,880
1993	\$9,431,000	\$1,886,200		\$11,317,200
1994	\$5,813,800	\$1,162,760		\$6,976,560
1995	\$6,007,800	\$1,201,560	\$4,507,540	\$11,716,900
1996	\$9,904,700	\$1,980,940		\$11,885,640
1997	\$2,990,500	\$598,100		\$3,588,600
1998	\$6,577,300	\$1,315,460		\$7,892,760
1999	\$6,577,900	\$1,315,580		\$7,893,480
2000	\$6,555,200	\$1,311,040		\$7,866,240
2001	\$6,496,100	\$1,299,220		\$7,795,320
2002*	\$6,510,800	\$1,302,160		\$7,812,960
2003*	\$6,467,800	\$1,293,560		\$7,761,360
2004	\$6,471,800	\$1,294,360		\$7,766,160
2005	\$5,243,500	\$1,048,700		\$6,292,200
2006	\$4,242,300	\$848,460	\$41,000,000	\$46,090,760
2007	\$5,207,200	\$1,041,440		\$6,248,640
2008	\$3,274,300	\$654,860	\$19,826,250	\$23,755,410
2009	\$3,274,300	\$654,860	\$33,912,476**	\$37,841,636
2009 – ARRA	\$19,239,100	\$0		\$19,239,100
2010	\$10,002,000	\$2,000,400		\$12,002,400
2011	\$7,222,000	\$1,444,400		\$8,666,400
2012	\$6,908,000	\$1,381,600	\$55,000,000	\$63,289,600
2013	\$6,520,000	\$1,304,000		\$7,824,000
2014	\$6,853,000	\$1,370,600		\$8,223,600
2015	\$6,817,000	\$1,363,400	\$53,000,000	\$61,180,400
2016	\$6,525,000	\$1,305,000		\$7,830,000
2017	\$6,474,000	\$1,294,800	\$42,531,976	\$50,300,776
2018	\$7,859,000	\$1,571,800	\$66,007,810	\$75,438,610
2019	\$7,779,000	\$1,555,800	\$100,004,289	\$109,339,089
2020	\$7,780,000	\$1,556,000		\$9,336,000
2021	\$7,779,000	\$1,555,800		\$9,334,800
2022	\$0	\$0		\$0
TOTAL	\$237,728,300	\$43,697,840	\$415,790,341	\$697,216,481

* The 2002 and 2003 capitalization grants and state match were transferred to the Drinking Water SRF program. Administrative surcharge funds were used as state match.

** Leveraged funds in the amount of \$37,455,570 were issued as part of the 2009 bond anticipation notes. When the 2010 bond anticipation notes were issued to redeem the 2009 bond anticipation notes, \$3,543,094 of leveraged bonds were converted to state match bonds.

***Have not received award for 2022

EXHIBIT IV
Clean Water SRF Disbursements
October 1, 2021 to September 30, 2022
Loan Disbursements

Date	Borrower Name	State Funds	Federal Funds	Repayments	Interest Earnings	Leveraged Funds	Total Disbursed
10/07/21	Brookings (10)	\$0	\$0	\$0	\$222,876	\$0	\$222,876
10/07/21	Harrisburg (07)	\$0	\$0	\$788,107	\$0	\$0	\$788,107
10/07/21	Hudson (01)	\$0	\$0	\$0	\$31,917	\$0	\$31,917
10/07/21	Mellette (01)	\$0	\$0	\$0	\$8,172	\$0	\$8,172
10/07/21	Miller (03)	\$0	\$0	\$0	\$0	\$16,268	\$16,268
10/07/21	Miller (04)	\$0	\$0	\$175,159	\$0	\$0	\$175,159
10/07/21	Mitchell (05)	\$0	\$0	\$563,478	\$0	\$0	\$563,478
10/07/21	Mitchell (05)	\$0	\$0	\$0	\$0	\$4,058	\$4,058
10/07/21	Mitchell (07)	\$0	\$0	\$0	\$188,019	\$0	\$188,019
10/07/21	Mitchell (08)	\$0	\$0	\$0	\$256,199	\$0	\$256,199
10/07/21	Renner San Dist (01)	\$0	\$0	\$249,593	\$0	\$0	\$249,593
10/07/21	Springfield (01)	\$0	\$0	\$134,786	\$0	\$0	\$134,786
10/07/21	Tea (10)	\$0	\$0	\$266,748	\$0	\$0	\$266,748
10/13/21	Dell Rapids (10)	\$24,445	\$140,000	\$0	\$0	\$0	\$164,445
10/13/21	Lake Norden (02)	\$25,101	\$148,000	\$0	\$0	\$0	\$173,101
10/15/21	Mitchell (07)	\$0	\$0	\$0	\$93,074	\$0	\$93,074
10/15/21	Roscoe (02)	\$0	\$0	\$82,621	\$0	\$0	\$82,621
10/25/21	Mitchell (05NPS)	\$0	\$0	\$70,075	\$0	\$0	\$70,075
10/25/21	Aurora (03)	\$0	\$0	\$0	\$229,593	\$0	\$229,593
10/25/21	Onida (02)	\$0	\$0	\$48,094	\$0	\$0	\$48,094
10/25/21	Chancellor (03)	\$0	\$0	\$37,697	\$0	\$0	\$37,697
10/28/21	Elk Point (08)	\$0	\$0	\$56,004	\$0	\$0	\$56,004
10/28/21	Elkton (02)	\$0	\$0	\$93,953	\$0	\$0	\$93,953
10/28/21	Harrisburg (07)	\$0	\$0	\$644,437	\$0	\$0	\$644,437

Date	Borrower Name	State Funds	Federal Funds	Repayments	Interest Earnings	Leveraged Funds	Total Disbursed
10/28/21	Hurley (02)	\$0	\$0	\$0	\$25,997	\$0	\$25,997
10/28/21	Pierpont (01)	\$0	\$0	\$0	\$0	\$3,803	\$3,803
10/28/21	Pierpont (01)	\$0	\$0	\$0	\$35,168	\$0	\$35,168
10/28/21	Renner San Dist (01)	\$0	\$0	\$87,633	\$0	\$0	\$87,633
10/28/21	Springfield (01)	\$0	\$0	\$48,556	\$0	\$0	\$48,556
10/28/21	Valley Springs (03)	\$0	\$0	\$0	\$178,938	\$0	\$178,938
10/28/21	Vermillion (09)	\$0	\$0	\$129,651	\$0	\$0	\$129,651
10/28/21	Vermillion (10)	\$0	\$0	\$68,499	\$0	\$0	\$68,499
10/28/21	Webster (04)	\$0	\$0	\$0	\$525	\$0	\$525
11/04/21	Avon (01)	\$0	\$0	\$40,029	\$0	\$0	\$40,029
11/04/21	Dimock (01)	\$0	\$0	\$0	\$11,607	\$0	\$11,607
11/04/21	Vermillion (09)	\$0	\$0	\$337,155	\$0	\$0	\$337,155
11/04/21	Dell Rapids (10)	\$55,490	\$270,000	\$0	\$0	\$0	\$325,490
11/12/21	Claremont (01)	\$0	\$0	\$206,703	\$0	\$0	\$206,703
11/12/21	Viborg (03)	\$0	\$0	\$394,696	\$0	\$0	\$394,696
11/12/21	Onida (02)	\$0	\$0	\$51,677	\$0	\$0	\$51,677
11/18/21	Avon (01)	\$0	\$0	\$19,043	\$0	\$0	\$19,043
11/18/21	Chancellor (03)	\$0	\$0	\$25,100	\$0	\$0	\$25,100
11/18/21	Roscoe (02)	\$0	\$0	\$125,226	\$0	\$0	\$125,226
11/18/21	Lake Preston (01)	\$0	\$0	\$0	\$103,180	\$0	\$103,180
11/18/21	Sioux Falls (40NPS)	\$0	\$0	\$23,074	\$0	\$0	\$23,074
11/18/21	Sioux Falls (40)	\$0	\$0	\$0	\$0	\$2,650,674	\$2,650,674
11/18/21	Sioux Falls (41)	\$0	\$0	\$0	\$0	\$3,215,562	\$3,215,562
11/18/21	Viborg (03)	\$0	\$0	\$181,714	\$0	\$0	\$181,714
11/18/21	Volga (02)	\$0	\$0	\$0	\$571,499	\$0	\$571,499
11/18/21	Miller (04)	\$0	\$0	\$27,550	\$0	\$0	\$27,550
11/18/21	Sioux Falls (42)	\$0	\$0	\$0	\$0	\$1,276,447	\$1,276,447
11/18/21	Watertown (12)	\$0	\$0	\$0	\$243,073	\$0	\$243,073
11/18/21	Watertown (13)	\$0	\$0	\$232,678	\$0	\$0	\$232,678
11/26/21	Aurora (03)	\$0	\$0	\$0	\$201,020	\$0	\$201,020

Date	Borrower Name	State Funds	Federal Funds	Repayments	Interest Earnings	Leveraged Funds	Total Disbursed
11/26/21	Crooks (04)	\$0	\$0	\$0	\$129,457	\$0	\$129,457
11/26/21	Elkton (02)	\$0	\$0	\$46,260	\$0	\$0	\$46,260
11/26/21	Harrisburg (07)	\$0	\$0	\$373,264	\$0	\$0	\$373,264
11/26/21	Hurley (02)	\$0	\$0	\$0	\$38,388	\$0	\$38,388
11/26/21	Mitchell (07)	\$0	\$0	\$0	\$155,162	\$0	\$155,162
11/26/21	Claremont (01)	\$0	\$0	\$172,619	\$0	\$0	\$172,619
11/26/21	Renner San Dist (01)	\$0	\$0	\$26,782	\$0	\$0	\$26,782
11/26/21	Tea (10)	\$0	\$0	\$291,363	\$0	\$0	\$291,363
11/26/21	Viborg (03)	\$0	\$0	\$38,594	\$0	\$0	\$38,594
11/26/21	Valley Springs (03)	\$0	\$0	\$0	\$233,034	\$0	\$233,034
12/02/21	Pierre (09)	\$0	\$0	\$0	\$1,245,385	\$0	\$1,245,385
12/02/21	Miller (04)	\$0	\$0	\$56,899	\$0	\$0	\$56,899
12/02/21	Dell Rapids (10)	\$32,501	\$150,000	\$0	\$0	\$0	\$182,501
12/09/21	Claremont (01)	\$0	\$0	\$232,067	\$0	\$0	\$232,067
12/09/21	Huron (05)	\$0	\$0	\$3,512,737	\$0	\$0	\$3,512,737
12/09/21	Sioux Falls (40)	\$0	\$0	\$0	\$0	\$329,911	\$329,911
12/09/21	Sioux Falls (41)	\$0	\$0	\$0	\$0	\$2,115,711	\$2,115,711
12/09/21	Sioux Falls (42)	\$0	\$0	\$0	\$0	\$799,215	\$799,215
12/16/21	Sioux Falls (40NPS)	\$0	\$0	\$131,232	\$0	\$0	\$131,232
12/16/21	Aurora (03)	\$0	\$0	\$0	\$198,233	\$0	\$198,233
12/16/21	Roscoe (02)	\$0	\$0	\$99,560	\$0	\$0	\$99,560
12/16/21	Miller (04)	\$0	\$0	\$37,888	\$0	\$0	\$37,888
12/22/21	Custer (05)	\$0	\$0	\$348,625	\$0	\$0	\$348,625
12/22/21	Chancellor (03)	\$0	\$0	\$30,244	\$0	\$0	\$30,244
12/22/21	Brookings (10)	\$0	\$0	\$0	\$16,006	\$0	\$16,006
12/22/21	Onida (02)	\$0	\$0	\$14,142	\$0	\$0	\$14,142
12/22/21	Presho (01)	\$1,074	\$0	\$0	\$0	\$0	\$1,074
12/22/21	Presho (01)	\$0	\$0	\$0	\$0	\$10,220	\$10,220
12/22/21	Presho (01)	\$0	\$0	\$0	\$41,243	\$0	\$41,243
12/27/21	Montrose (04)	\$0	\$0	\$0	\$0	\$30,966	\$30,966

Date	Borrower Name	State Funds	Federal Funds	Repayments	Interest Earnings	Leveraged Funds	Total Disbursed
12/27/21	Montrose (04)	\$0	\$0	\$0	\$5,591	\$0	\$5,591
12/27/21	Hudson (01)	\$0	\$0	\$0	\$168,145	\$0	\$168,145
12/27/21	Vermillion (09)	\$0	\$0	\$269,236	\$0	\$0	\$269,236
12/29/21	Cresbard (01)	\$0	\$0	\$15,537	\$0	\$0	\$15,537
12/29/21	Pierre (09)	\$0	\$0	\$0	\$582,284	\$0	\$582,284
12/29/21	Webster (04)	\$0	\$0	\$0	\$26,115	\$0	\$26,115
01/06/22	Salem (05)	\$0	\$0	\$0	\$264,323	\$0	\$264,323
01/06/22	Watertown (12)	\$0	\$0	\$0	\$192,766	\$0	\$192,766
01/06/22	Watertown (13)	\$0	\$0	\$406,941	\$0	\$0	\$406,941
01/06/22	Harrisburg (07)	\$0	\$0	\$1,036,966	\$0	\$0	\$1,036,966
01/13/22	Fort Pierre (07)	\$0	\$0	\$722,334	\$0	\$0	\$722,334
01/13/22	Roscoe (02)	\$0	\$0	\$41,224	\$0	\$0	\$41,224
01/13/22	Dell Rapids (10)	\$24,621	\$120,000	\$0	\$0	\$0	\$144,621
01/13/22	Lake Norden (02)	\$4,829	\$17,000	\$0	\$0	\$0	\$21,829
01/21/22	Springfield (01)	\$0	\$0	\$36,462	\$0	\$0	\$36,462
01/21/22	Yankton (04)	\$0	\$0	\$0	\$0	\$2,644	\$2,644
01/21/22	Yankton (04)	\$0	\$0	\$0	\$397,976	\$0	\$397,976
01/26/22	Montrose (04)	\$0	\$0	\$0	\$42,215	\$0	\$42,215
01/26/22	Harrisburg (07)	\$0	\$0	\$90,094	\$0	\$0	\$90,094
02/03/22	Chancellor (03)	\$0	\$0	\$8,099	\$0	\$0	\$8,099
02/03/22	Elkton (02)	\$0	\$0	\$46,916	\$0	\$0	\$46,916
02/03/22	Onida (02)	\$0	\$0	\$2,197	\$0	\$0	\$2,197
02/03/22	Valley Springs (03)	\$0	\$0	\$0	\$58,145	\$0	\$58,145
02/03/22	Webster (04)	\$0	\$0	\$0	\$480	\$0	\$480
02/10/22	Hartford (07)	\$0	\$0	\$81,403	\$0	\$0	\$81,403
02/10/22	Aurora (03)	\$0	\$0	\$0	\$89,363	\$0	\$89,363
02/10/22	Brookings (10)	\$0	\$0	\$0	\$107,689	\$0	\$107,689
02/10/22	Crooks (04)	\$0	\$0	\$0	\$363,839	\$0	\$363,839
02/10/22	Delmont (01)	\$14,329	\$45,000	\$0	\$0	\$0	\$59,329
02/22/22	Huron (05)	\$0	\$0	\$1,656,109	\$0	\$0	\$1,656,109

Date	Borrower Name	State Funds	Federal Funds	Repayments	Interest Earnings	Leveraged Funds	Total Disbursed
02/22/22	Roscoe (02)	\$0	\$0	\$1,365	\$0	\$0	\$1,365
02/28/22	Lake Preston (01)	\$0	\$0	\$0	-\$103,180	\$0	-\$103,180
02/28/22	Lake Preston (01)	\$0	\$0	\$0	\$42,238	\$0	\$42,238
03/01/22	Aurora (03)	\$0	\$0	\$0	\$24,323	\$0	\$24,323
03/01/22	Elkton (03)	\$0	\$0	\$41,518	\$0	\$0	\$41,518
03/01/22	Volga (02)	\$0	\$0	\$0	\$244,805	\$0	\$244,805
03/01/22	Watertown (12)	\$0	\$0	\$0	\$127,983	\$0	\$127,983
03/01/22	Watertown (13)	\$0	\$0	\$69,598	\$0	\$0	\$69,598
03/01/22	Fort Pierre (07)	\$0	\$0	\$140,110	\$0	\$0	\$140,110
03/04/22	Chancellor (03)	\$0	\$0	\$6,582	\$0	\$0	\$6,582
03/04/22	Cresbard (01)	\$0	\$0	\$11,880	\$0	\$0	\$11,880
03/04/22	Harrisburg (07)	\$0	\$0	\$396,087	\$0	\$0	\$396,087
03/04/22	Lennox (09)	\$0	\$0	\$0	\$25,768	\$0	\$25,768
03/04/22	Webster (04)	\$0	\$0	\$0	\$34,899	\$0	\$34,899
03/11/22	Crooks (04)	\$0	\$0	\$0	\$179,664	\$0	\$179,664
03/11/22	Vermillion (09)	\$0	\$0	\$111,578	\$0	\$0	\$111,578
03/11/22	Volga (02)	\$0	\$0	\$0	\$356,860	\$0	\$356,860
03/17/22	Cresbard (01)	\$0	\$0	-\$15,537	\$0	\$0	-\$15,537
03/17/22	Cresbard (01)	\$0	\$0	\$25,752	\$0	\$0	\$25,752
03/18/22	Lennox (09)	\$0	\$0	\$0	\$41,024	\$0	\$41,024
03/18/22	Montrose (04)	\$0	\$0	\$0	\$6,553	\$0	\$6,553
03/18/22	Roscoe (02)	\$0	\$0	\$1,966	\$0	\$0	\$1,966
03/24/22	Claremont (01)	\$0	\$0	\$199,505	\$0	\$0	\$199,505
03/24/22	Elkton (02)	\$0	\$0	\$5,948	\$0	\$0	\$5,948
03/24/22	Sioux Falls (41)	\$0	\$0	\$0	\$0	\$2,807,621	\$2,807,621
03/24/22	Sioux Falls (42)	\$0	\$0	\$0	\$0	\$490,256	\$490,256
03/24/22	Sioux Falls (40)	\$0	\$0	\$0	\$0	\$812,415	\$812,415
04/01/22	Crooks (04)	\$0	\$0	\$0	\$38,957	\$0	\$38,957
04/01/22	Harrisburg (07)	\$0	\$0	\$23,950	\$0	\$0	\$23,950
04/01/22	Hartford (07)	\$0	\$0	\$533,863	\$0	\$0	\$533,863

Date	Borrower Name	State Funds	Federal Funds	Repayments	Interest Earnings	Leveraged Funds	Total Disbursed
04/01/22	Sioux Falls (40NPS)	\$0	\$0	\$146,953	\$0	\$0	\$146,953
04/01/22	Dell Rapids (10)	\$1,176	\$25,000	\$0	\$0	\$0	\$26,176
04/08/22	Cresbard (01)	\$0	\$0	\$4,752	\$0	\$0	\$4,752
04/08/22	Dell Rapids (09)	\$0	\$0	\$87,306	\$0	\$0	\$87,306
04/08/22	Pierre (09)	\$0	\$0	\$0	\$762,778	\$0	\$762,778
04/18/22	Roscoe (02)	\$0	\$0	\$2,472	\$0	\$0	\$2,472
04/18/22	Hurley (02)	\$0	\$0	\$0	\$24,167	\$0	\$24,167
04/18/22	Fort Pierre (07)	\$0	\$0	\$701,086	\$0	\$0	\$701,086
04/18/22	Delmont (01)	\$2,538	\$11,000	\$0	\$0	\$0	\$13,538
04/25/22	Claremont (02)	\$0	\$0	\$0	\$64,536	\$0	\$64,536
04/25/22	Elkton (03)	\$0	\$0	\$2,520	\$0	\$0	\$2,520
05/05/22	Aurora (03)	\$0	\$0	\$0	\$49,319	\$0	\$49,319
05/05/22	Lake Preston (01)	\$0	\$0	\$0	\$17,061	\$0	\$17,061
05/05/22	Hartford (07)	\$0	\$0	\$289,961	\$0	\$0	\$289,961
05/05/22	Huron (05)	\$0	\$0	\$1,997,584	\$0	\$0	\$1,997,584
05/05/22	Tabor (01)	\$0	\$0	\$64,492	\$0	\$0	\$64,492
05/05/22	Watertown (12)	\$0	\$0	\$0	\$25,502	\$0	\$25,502
05/05/22	Watertown (13)	\$0	\$0	\$93,508	\$0	\$0	\$93,508
05/11/22	Tabor (01)	\$0	\$0	\$58,930	\$0	\$0	\$58,930
05/11/22	Dell Rapids (09NPS)	\$0	\$0	\$88,800	\$0	\$0	\$88,800
05/11/22	Onida (02)	\$0	\$0	\$12,009	\$0	\$0	\$12,009
05/11/22	Pierpont (01)	\$0	\$0	\$0	\$25,653	\$0	\$25,653
05/11/22	Roscoe (02)	\$0	\$0	\$47,431	\$0	\$0	\$47,431
05/19/22	Crooks (04)	\$0	\$0	\$0	\$161,134	\$0	\$161,134
05/19/22	Lake Preston (01)	\$0	\$0	\$0	\$38,320	\$0	\$38,320
05/19/22	Mitchell (05NPS)	\$0	\$0	\$0	\$89,559	\$0	\$89,559
05/19/22	Pierre (09)	\$0	\$0	\$0	\$1,168,349	\$0	\$1,168,349
05/19/22	Viborg (03)	\$0	\$0	\$72,775	\$0	\$0	\$72,775
05/25/22	Cresbard (01)	\$0	\$0	\$57,376	\$0	\$0	\$57,376
05/25/22	Hartford (07)	\$0	\$0	\$110,896	\$0	\$0	\$110,896

Date	Borrower Name	State Funds	Federal Funds	Repayments	Interest Earnings	Leveraged Funds	Total Disbursed
06/03/22	Huron (05)	\$28,385	\$129,300	\$0	\$0	\$0	\$157,685
06/03/22	Huron (05)	\$0	\$0	\$0	\$0	\$330,066	\$330,066
06/03/22	St. Lawrence (02)	\$0	\$0	\$16,345	\$0	\$0	\$16,345
06/03/22	St. Lawrence (02)	\$0	\$0	\$7,274	\$0	\$0	\$7,274
06/08/22	Montrose (04)	\$0	\$0	\$0	\$165,002	\$0	\$165,002
06/16/22	Custer (05)	\$0	\$0	\$339,188	\$0	\$0	\$339,188
06/16/22	Onida (02)	\$0	\$0	\$35,309	\$0	\$0	\$35,309
06/16/22	Roscoe (02)	\$0	\$0	\$229,517	\$0	\$0	\$229,517
06/16/22	Sioux Falls (41)	\$0	\$0	\$0	\$0	\$3,098,854	\$3,098,854
06/16/22	Sioux Falls (42)	\$0	\$0	\$0	\$0	\$124,595	\$124,595
06/16/22	Watertown (13)	\$0	\$0	\$97,366	\$0	\$0	\$97,366
06/23/22	Chancellor (03)	\$0	\$0	\$74,230	\$0	\$0	\$74,230
06/23/22	Fort Pierre (07)	\$0	\$0	\$865,552	\$0	\$0	\$865,552
06/23/22	Sioux Falls (40NPS)	\$0	\$0	\$131,653	\$0	\$0	\$131,653
06/23/22	Sioux Falls (40NPS)	\$0	\$0	\$117,044	\$0	\$0	\$117,044
06/24/22	Lennox (09)	\$0	\$0	\$0	\$100,719	\$0	\$100,719
07/11/22	Cresbard (01)	\$0	\$0	\$51,720	\$0	\$0	\$51,720
07/11/22	Crooks (04)	\$0	\$0	\$0	\$17,569	\$0	\$17,569
07/11/22	Dell Rapids (09NPS)	\$0	\$0	\$11,072	\$0	\$0	\$11,072
07/11/22	Lake Preston (01)	\$0	\$0	\$0	\$29,063	\$0	\$29,063
07/11/22	Mitchell (08)	\$0	\$0	\$0	\$540,037	\$0	\$540,037
07/11/22	Montrose (04)	\$0	\$0	\$0	\$11,412	\$0	\$11,412
07/11/22	Watertown (12)	\$0	\$0	\$0	\$7,001	\$0	\$7,001
07/13/22	Pierpont (01)	\$0	\$0	\$0	\$5,362	\$0	-\$5,363
07/14/22	Elkton (03)	\$0	\$0	\$16,865	\$0	\$0	\$16,865
07/14/22	Lennox (09)	\$0	\$0	\$0	\$124,869	\$0	\$124,869
07/14/22	Webster (04)	\$0	\$0	\$0	\$41,068	\$0	\$41,068
07/21/22	Chancellor (03)	\$0	\$0	\$30,563	\$0	\$0	\$30,563
07/21/22	Lake Preston (01)	\$0	\$0	\$0	\$36,988	\$0	\$36,988
07/21/22	Miller (04)	\$0	\$0	\$134,784	\$0	\$0	\$134,784

Date	Borrower Name	State Funds	Federal Funds	Repayments	Interest Earnings	Leveraged Funds	Total Disbursed
07/21/22	Mitchell (08)	\$0	\$0	\$0	\$186,142	\$0	\$186,142
07/21/22	Onida (02)	\$0	\$0	\$135,028	\$0	\$0	\$135,028
07/21/22	St. Lawrence (02)	\$0	\$0	\$1,041	\$0	\$0	\$1,041
08/04/22	Alcester (01)	\$0	\$0	\$243,300	\$0	\$0	\$243,300
08/04/22	Cavour (02)	\$0	\$0	\$0	\$0	\$20,181	\$20,181
08/04/22	Dell Rapids (09)	\$0	\$0	\$1,607	\$0	\$0	\$1,607
08/04/22	Hartford (07)	\$0	\$0	\$311,465	\$0	\$0	\$311,465
08/04/22	Marion (03)	\$0	\$0	\$0	\$108,031	\$0	\$108,031
08/04/22	Miller (04)	\$0	\$0	\$104,955	\$0	\$0	\$104,955
08/04/22	Roscoe (02)	\$0	\$0	\$125,791	\$0	\$0	\$125,791
08/04/22	Salem (05)	\$0	\$0	\$0	\$134,328	\$0	\$134,328
08/04/22	Tea (08)	\$0	\$0	\$0	\$257,062	\$0	\$257,062
08/04/22	Webster (04)	\$0	\$0	\$0	\$6,312	\$0	\$6,312
08/05/22	Delmont (01)	\$12,277	\$66,811	\$0	\$0	\$0	\$79,088
08/05/22	Delmont (01)	\$64,030	\$280,000	\$0	\$0	\$0	\$344,030
08/12/22	Huron (05)	\$0	\$0	\$2,098,159	\$0	\$0	\$2,098,159
08/12/22	Kennebec (03)	\$0	\$0	\$0	\$132,000	\$0	\$132,000
08/12/22	Onida (02)	\$0	\$0	\$176,755	\$0	\$0	\$176,755
08/12/22	Pierre (09)	\$0	\$0	\$0	\$2,710,193	\$0	\$2,710,193
08/22/22	Alcester (01)	\$0	\$0	\$42,511	\$0	\$0	\$42,511
08/22/22	Chancellor (03)	\$0	\$0	\$34,975	\$0	\$0	\$34,975
08/22/22	Claremont (02)	\$0	\$0	\$0	\$67,906	\$0	\$67,906
08/22/22	Fort Pierre (07)	\$0	\$0	\$478,528	\$0	\$0	\$478,528
08/22/22	Pierpont (01)	\$0	\$0	\$0	\$435	\$0	\$435
08/22/22	Lake Preston (01)	\$0	\$0	\$0	\$69,325	\$0	\$69,325
08/22/22	Lennox (09)	\$0	\$0	\$0	\$38,926	\$0	\$38,926
08/22/22	St. Lawrence (02)	\$0	\$0	\$986	\$0	\$0	\$986
08/22/22	Webster (04)	\$0	\$0	\$0	\$12,035	\$0	\$12,035
08/26/22	Aurora (03)	\$0	\$0	\$0	\$115,572	\$0	\$115,572
08/26/22	Claremont (02)	\$0	\$0	\$0	\$134,454	\$0	\$134,454

Date	Borrower Name	State Funds	Federal Funds	Repayments	Interest Earnings	Leveraged Funds	Total Disbursed
08/26/22	Miller (04)	\$0	\$0	\$101,400	\$0	\$0	\$101,400
08/26/22	Fort Pierre (07)	\$0	\$0	\$191,240	\$0	\$0	\$191,240
09/01/22	Cresbard (01)	\$0	\$0	\$10,128	\$0	\$0	\$10,128
09/01/22	Elkton (03)	\$0	\$0	\$45,372	\$0	\$0	\$45,372
09/09/22	Crooks (04)	\$0	\$0	\$0	\$22,458	\$0	\$22,458
09/09/22	Delmont (01)	\$75,117	\$307,000	\$0	\$0	\$0	\$382,117
09/09/22	Marion (03)	\$0	\$0	\$0	\$14,824	\$0	\$14,824
09/09/22	Roscoe (03)	\$0	\$0	\$164,273	\$0	\$0	\$164,273
09/14/22	Marion (03)	\$0	\$0	\$0	\$80,729	\$0	\$80,729
09/14/22	Mitchell (05NPS)	\$0	\$0	\$106,573	\$0	\$0	\$106,573
09/14/22	Valley Springs (03)	\$0	\$0	\$0	\$25,453	\$0	\$25,453
09/22/22	Elkton (03)	\$0	\$0	\$14,761	\$0	\$0	\$14,761
09/22/22	Lennox (09)	\$0	\$0	\$0	\$164,235	\$0	\$164,235
09/22/22	Miller (04)	\$0	\$0	\$98,204	\$0	\$0	\$98,204
09/22/22	Webster (04)	\$0	\$0	\$0	\$27,365	\$0	\$27,365
09/27/22	Chancellor (03)	\$0	\$0	\$18,105	\$0	\$0	\$18,105
09/27/22	Cresbard (01)	\$0	\$0	\$16,632	\$0	\$0	\$16,632
09/27/22	Marion (03)	\$0	\$0	\$0	\$74,568	\$0	\$74,568
09/27/22	St. Lawrence (02)	\$0	\$0	\$11,502	\$0	\$0	\$11,502
09/27/22	Tabor (01)	\$0	\$0	\$60,986	\$0	\$0	\$60,986
Total Loan Disbursements		\$365,913	\$1,709,111	\$27,181,305	\$15,653,687	\$18,139,467	\$63,049,483

ADMINISTRATIVE DISBURSEMENTS

Date	Disbursed to	Cost of Issuance	State Match	Federal Funds	Build America Bonds	State Admin Restricted	State Admin Discretionary	Total Disbursed
10/07/21	Perkins Coie	\$0	\$0	\$0	\$0	\$0	\$92,414	\$92,414
12/02/21	SD - Admin	\$0	\$0	\$61,700	\$0	\$0	\$0	\$61,700
12/02/21	SD - Planning Grants	\$0	\$0	\$0	\$0	\$0	\$214,700	\$214,700
12/02/21	SD - Planning Dist Grants	\$0	\$0	\$0	\$0	\$0	\$15,600	\$15,600
12/02/21	SD - BABs	\$0	\$0	\$0	\$86,000	\$0	\$0	\$86,000
12/02/21	SD - Local Assist	\$0	\$0	\$0	\$0	\$0	\$2,200	\$2,200
12/17/21	U.S. Bank	\$0	\$0	\$0	\$0	\$0	\$77,362	\$77,362
12/27/21	SD - Admin	\$0	\$0	\$30,300	\$0	\$0	\$0	\$30,300
12/27/21	SD - Planning Grants	\$0	\$0	\$0	\$0	\$0	\$428,400	\$428,400
12/27/21	SD - Planning Dist Grants	\$0	\$0	\$0	\$0	\$0	\$39,900	\$39,900
12/27/21	SD - BABs	\$0	\$0	\$0	\$321,100	\$0	\$0	\$321,100
01/13/22	SD - Admin	\$0	\$0	\$33,400	\$0	\$0	\$0	\$33,400
01/13/22	SD - Planning Grants	\$0	\$0	\$0	\$0	\$0	\$142,900	\$142,900
01/13/22	SD - BABs	\$0	\$0	\$0	\$35,000	\$0	\$0	\$35,000
03/07/22	SD - Admin	\$0	\$0	\$71,100	\$0	\$0	\$0	\$71,100
03/07/22	SD - Planning Grants	\$0	\$0	\$0	\$0	\$0	\$115,300	\$115,300
03/07/22	SD - BABs	\$0	\$0	\$0	\$15,800	\$0	\$0	\$15,800
04/18/22	Perkins Coie	\$0	\$0	\$0	\$0	\$0	\$42,392	\$42,392
04/25/22	SD - Admin	\$0	\$0	\$9,989	\$0	\$0	\$0	\$9,989
04/25/22	SD - Planning Grants	\$0	\$0	\$0	\$0	\$0	\$49,800	\$49,800
04/25/22	SD - Planning Dist Grants	\$0	\$0	\$0	\$0	\$12,550	\$0	\$12,550
04/25/22	SD - Planning Dist Grants	\$0	\$0	\$0	\$0	\$0	\$38,450	\$38,450

Date	Disbursed to	Cost of Issuance	State Match	Federal Funds	Build America Bonds	State Admin Restricted	State Admin Discretionary	Total Disbursed
04/25/22	SD - BABs	\$0	\$0	\$0	\$4,300	\$0	\$0	\$4,300
06/09/22	U.S. Bank	\$0	\$0	\$0	\$0	\$0	\$77,506	\$77,506
06/28/22	SD - Admin	\$0	\$0	\$86,500	\$0	\$0	\$0	\$86,500
06/28/22	SD - Planning Dist Grants	\$0	\$0	\$0	\$0	\$77,200	\$0	\$77,200
06/28/22	SD-Planning Grants	\$0	\$0	\$0	\$0	\$0	\$58,000	\$58,000
06/28/22	SD-BABs	\$0	\$0	\$0	\$112,800	\$0	\$0	\$112,800
08/19/22	U.S. Bank	\$0	\$0	\$0	\$0	\$0	-\$9,264	-\$9,264
09/01/22	Perkins Coie	\$0	\$0	\$0	\$0	\$0	\$4,315	\$4,315
09/22/22	SD - Admin	\$0	\$0	\$136,900	\$0	\$0	\$0	\$136,900
09/22/22	SD - Planning Grants	\$0	\$0	\$0	\$0	\$0	\$342,600	\$342,600
09/22/22	SD - Planning Dist Grants	\$0	\$0	\$0	\$0	\$202,600	\$0	\$202,600
09/22/22	SD - BABs	\$0	\$0	\$0	\$11,200	\$0	\$0	\$11,200
Total Admin Disbursements		\$0	\$0	\$429,889	\$586,200	\$292,350	\$1,732,574	\$3,041,013
TOTAL OF ALL CWSRF DISBURSEMENTS								\$66,090,496

Disbursements to the State of SD reflect reimbursements for disbursements made through the state accounting system. These reimbursements are for payroll expenses, overhead costs, loan administration grants and planning grants. These reimbursements are rounded and do not reflect expenses as incurred during the year. Expenses reimbursed also may be from a prior fiscal year. See Financial Statements for expenses incurred on an accrual basis.

EXHIBIT V

Letter of Credit Analysis

Grant Payment Schedule vs. Actual Draws

Federal Fiscal Year 2022

QUARTER	GRANT PAYMENT SCHEDULE	ACTUAL LOAN DRAWS	ACTUAL ADMIN DRAWS	DIFFERENCE
1ST	\$5,218,100	\$708,000	\$92,000	\$4,418,100
2ND	\$1,944,750	\$182,000	\$104,500	\$1,633,250
3RD	\$1,944,750	\$165,300	\$96,489	\$1,707,961
4TH	\$0	\$653,811	\$136,900	-\$790,711
TOTAL	\$9,107,600	\$1,709,111	\$429,889	\$6,968,600

Letter of Credit Draws

Federal Fiscal Year 2022

Draw #	Date	Loan	Admin	Total
1297	10/12/21	\$288,000	\$0	\$288,000
1299	11/03/21	\$270,000	\$0	\$270,000
1302	12/01/21	\$150,000	\$61,700	\$211,700
1304	12/23/21	\$0	\$30,300	\$30,300
1305	01/22/22	\$137,000	\$33,400	\$170,400
1306	02/10/22	\$45,000	\$0	\$45,000
1309	03/04/22	\$0	\$71,100	\$71,100
1312	04/01/22	\$25,000	\$0	\$25,000
1314	04/14/22	\$11,000	\$0	\$11,000
1315	04/22/22	\$0	\$9,989	\$9,989
1319	06/15/22	\$129,300	\$0	\$129,300
1322	06/27/22	\$0	\$86,500	\$86,500
1325	08/04/22	\$346,811	\$0	\$346,811
1329	09/09/22	\$307,000	\$0	\$307,000
1330	09/21/22	\$0	\$136,900	\$136,900
TOTAL		\$1,709,111	\$429,889	\$2,139,000

EXHIBIT VI
Environmental Review and Land Purchase Information
Completed During Federal Fiscal Year 2022

Project	Environmental Assessment Class	Environmental Assessment Date	Land Purchase w/SRF?
Alexandria (01)	CATEX	07/14/2022	No
Canistota (05)	CATEX	03/03/2022	No
Chancellor (04)	CATEX	07/07/2022	No
Crooks (05)	CATEX	08/16/2022	No
Custer (06)	FNSI	03/09/2022	No
Elkton (03)	CATEX	10/21/2021	No
Emery (02)	CATEX	08/11/2022	No
Harrisburg (08)	CATEX	08/11/2022	No
Kennebec (03)	CATEX	06/29/2022	No
Lennox (09)	CATEX	10/26/2021	No
Lennox (10)	CATEX	05/16/2022	No
Madison (05)	CATEX	06/30/2022	No
Mitchell (09)	CATEX	07/16/2022	No
Parkston (02)	CATEX	09/13/2022	No
Pickstown (01)	CATEX	07/13/2022	No
Plankinton (03)	CATEX	08/11/2022	No
Saint Lawrence (02)	CATEX	05/06/2022	No
Sioux Falls (44)	FNSI	11/29/2021	No
Tabor (01)	CATEX	11/24/2021	No
Timber Lake (01)	CATEX	09/13/2022	No
Watertown (15)	N/A	09/18/2022	No

**Awarded During Federal Fiscal Year 2022 and
Environmental Assessment Pending**

Recipient	Environmental Assessment Class	Land Purchase w/SRF?
Aberdeen (04)	FNSI	No
Alcester (02)	CATEX	No
Arlington (01)	CATEX	No
Aurora (04)	CATEX	No
Baltic (04)	CATEX	No
Beresford (04)	CATEX	No
Bison (03)	CATEX	No
Bowdle (01)	CATEX	No
Box Elder (02)	FNSI	No
Bridgewater (05)	CATEX	No
Britton (05)	CATEX	No
Brookings (11)	FNSI	No
Bryant (01)	CATEX	No
Chamberlain (06)	CATEX	No
Colman (03)	CATEX	No
Colton (04)	CATEX	No
Corsica (01)	CATEX	No
Dakota Dunes CID (02)	CATEX	No
Dakota Dunes CID (01)	CATEX	No
Dell Rapids (11)	CATEX	No
Dell Rapids (11NPS)	CATEX	No
DeSmet (01)	CATEX	No
Dupree (03)	CATEX	No
Flandreau (01)	CATEX	No
Gayville (02)	CATEX	No
Gregory (04)	CATEX	No
Hartford (08)	FNSI	No
Hermosa (02)	FNSI	No
Howard (02)	CATEX	No
Hudson (02)	CATEX	No
Humboldt (05)	CATEX	No
Ipswich (02)	CATEX	No
Irene (03)	CATEX	No
Isabel (01)	CATEX	No
Kadoka (01)	CATEX	No
Lake Poinsett Sanitary District (05)	FNSI	No
Lake Preston (02)	CATEX	No
Lead-Deadwood Sanitary District (02)	CATEX	No

Recipient	Environmental Assessment Class	Land Purchase w/SRF?
Lesterville (01)	CATEX	No
Miller (05)	CATEX	No
Mission Hill (01)	CATEX	No
Mitchell (09NPS)	CATEX	No
Mitchell (11)	CATEX	No
Newell (01)	CATEX	No
North Sioux City (03)	CATEX	No
Parker (06)	CATEX	No
Peever (01)	CATEX	No
Pickerel Lake Sanitary District (03)	CATEX	No
Platte (03)	CATEX	No
Powder House Pass CID (03)	CATEX	No
Salem (06)	CATEX	No
Seneca (01)	CATEX	No
Spearfish (03)	CATEX	No
Spring/Cow Creek Sanitary District (01)	CATEX	No
Summerset (03)	FNSI	No
Tea (11)	CATEX	No
Tulare (01)	CATEX	No
Tyndall (03)	CATEX	No
Watertown (14)	CATEX	No
Webster (06)	CATEX	No
Webster (05)	CATEX	No
Wessington Springs (02)	CATEX	No
White (01)	CATEX	No
Worthing (05)	FNSI	No
Yankton (06)	FNSI	No
Yankton (07)	CATEX	No

EXHIBIT VII
CWSRF Loan Transactions by Borrower
September 30, 2022

Borrower	Maximum Committed Amount	Federal Advance	State Advance	Recycled Advance	Leveraged Advance	Total Advances	Principal Forgiven	Principal Repayments	Loan Balance
Aberdeen (01)	\$12,062,600	\$5,262,600	\$20,886	\$5,433,257	\$1,345,857	\$12,062,600	\$0	\$12,062,600	\$0
Aberdeen (01NPS)	\$1,156,259	\$0	\$0	\$1,156,259	\$0	\$1,156,259	\$0	\$1,156,259	\$0
Aberdeen (02)	\$5,201,739	\$2,927,133	\$186,734	\$187,872	\$1,900,000	\$5,201,739	\$0	\$5,201,739	\$0
Aberdeen (03)	\$1,500,000	\$950,000	\$0	\$550,000	\$0	\$1,500,000	\$0	\$1,252,995	\$247,005
Alcester (01)	\$3,710,000	\$0	\$0	\$285,811	\$0	\$285,811	\$204,355	\$0	\$81,456
Alpena (01)	\$905,474	\$905,474	\$0	\$0	\$0	\$905,474	\$0	\$257,559	\$647,915
Andover (01)	\$194,000	\$0	\$0	\$194,000	\$0	\$194,000	\$0	\$32,489	\$161,511
Andover (02)	\$1,168,000	\$0	\$0	\$0	\$0	\$0	\$0	\$0	\$0
Astoria (02)	\$600,656	\$0	\$0	\$0	\$600,656	\$600,656	\$297,925	\$66,363	\$236,368
Aurora (01)	\$309,759	\$265,204	\$44,555	\$0	\$0	\$309,759	\$0	\$309,759	\$0
Aurora (02)	\$421,303	\$300,000	\$0	\$121,303	\$0	\$421,303	\$191,692	\$58,242	\$171,369
Aurora (03)	\$2,002,000	\$0	\$0	\$1,005,868	\$0	\$1,005,868	\$0	\$0	\$1,005,868
Avon (01)	\$138,000	\$0	\$0	\$138,000	\$0	\$138,000	\$0	\$2,678	\$135,322
Baltic (01)	\$405,646	\$0	\$0	\$405,646	\$0	\$405,646	\$0	\$364,482	\$41,164
Baltic (02)	\$276,164	\$200,000	\$0	\$0	\$76,164	\$276,164	\$127,588	\$70,698	\$77,878
Baltic (03)	\$705,015	\$0	\$0	\$0	\$705,015	\$705,015	\$0	\$136,086	\$568,929
Belle Fourche (01)	\$253,000	\$214,604	\$38,396	\$0	\$0	\$253,000	\$0	\$253,000	\$0
Belle Fourche (02)	\$264,422	\$220,351	\$44,071	\$0	\$0	\$264,422	\$0	\$264,422	\$0
Belle Fourche (03)	\$2,125,000	\$0	\$0	\$500,000	\$1,625,000	\$2,125,000	\$0	\$329,366	\$1,795,634
Belle Fourche (04)	\$1,836,000	\$0	\$0	\$530,000	\$1,306,000	\$1,836,000	\$0	\$108,232	\$1,727,768
Belle Fourche Irrig Dist (01)	\$200,000	\$1,601	\$0	\$198,399	\$0	\$200,000	\$200,000	\$0	\$0
Beresford (01)	\$1,115,852	\$1,039,555	\$76,297	\$0	\$0	\$1,115,852	\$0	\$1,115,852	\$0
Beresford (02)	\$789,790	\$179,664	\$275,336	\$164,790	\$170,000	\$789,790	\$0	\$142,275	\$647,515
Beresford (03)	\$560,821	\$0	\$5,821	\$0	\$555,000	\$560,821	\$0	\$72,619	\$488,202
Bison (01)	\$504,000	\$0	\$0	\$180,000	\$324,000	\$504,000	\$0	\$225,143	\$278,857
Black Hawk SD (01)	\$477,823	\$0	\$0	\$477,823	\$0	\$477,823	\$0	\$477,823	\$0
Blunt (01)	\$709,991	\$150,000	\$32,100	\$0	\$527,891	\$709,991	\$0	\$33,191	\$676,800

Borrower	Maximum Committed Amount	Federal Advance	State Advance	Recycled Advance	Leveraged Advance	Total Advances	Principal Forgiven	Principal Repayments	Loan Balance
Bonesteel (01)	\$370,456	\$0	\$0	\$339,279	\$31,177	\$370,456	\$0	\$57,418	\$313,038
Box Elder (01)	\$648,600	\$540,500	\$108,100	\$0	\$0	\$648,600	\$0	\$648,600	\$0
Brandon (01)	\$105,000	\$1,277	\$103,723	\$0	\$0	\$105,000	\$0	\$105,000	\$0
Brandon (02)	\$526,018	\$400,629	\$125,389	\$0	\$0	\$526,018	\$0	\$526,018	\$0
Brandon (04)	\$383,250	\$38,325	\$0	\$0	\$344,925	\$383,250	\$38,325	\$344,925	\$0
Brandon (06)	\$2,598,000	\$422,777	\$17,223	\$0	\$2,158,000	\$2,598,000	\$0	\$457,199	\$2,140,801
Brant Lake (01)	\$1,700,000	\$0	\$108,502	\$421,498	\$1,170,000	\$1,700,000	\$0	\$313,730	\$1,386,270
Brentford (01)	\$171,507	\$0	\$0	\$45,124	\$126,383	\$171,507	\$0	\$25,526	\$145,981
Bridgewater (01)	\$90,328	\$75,273	\$15,055	\$0	\$0	\$90,328	\$0	\$90,328	\$0
Bridgewater (02)	\$321,600	\$0	\$0	\$321,600	\$0	\$321,600	\$0	\$230,132	\$91,468
Bridgewater (03)	\$256,273	\$0	\$0	\$16,273	\$240,000	\$256,273	\$0	\$54,521	\$201,752
Bridgewater (04)	\$1,759,999	\$0	\$0	\$0	\$1,759,999	\$1,759,999	\$260,000	\$16,226	\$1,483,773
Bristol (01)	\$893,785	\$0	\$0	\$0	\$893,785	\$893,785	\$0	\$111,027	\$782,758
Britton (01)	\$509,935	\$424,945	\$84,990	\$0	\$0	\$509,935	\$0	\$509,935	\$0
Britton (02)	\$291,854	\$0	\$0	\$291,854	\$0	\$291,854	\$0	\$247,996	\$43,858
Britton (03)	\$897,735	\$0	\$0	\$0	\$897,735	\$897,735	\$0	\$468,234	\$429,501
Britton (04)	\$1,935,489	\$0	\$0	\$0	\$1,935,489	\$1,935,489	\$0	\$718,513	\$1,216,976
Brookings (01)	\$188,065	\$156,721	\$31,344	\$0	\$0	\$188,065	\$0	\$188,065	\$0
Brookings (02)	\$744,545	\$245,454	\$129,000	\$0	\$370,091	\$744,545	\$74,455	\$670,090	\$0
Brookings (03)	\$433,909	\$36,384	\$0	\$397,525	\$0	\$433,909	\$43,390	\$175,986	\$214,533
Brookings (04)	\$335,314	\$0	\$0	\$0	\$335,314	\$335,314	\$0	\$130,536	\$204,778
Brookings (05)	\$226,121	\$0	\$0	\$0	\$226,121	\$226,121	\$0	\$90,761	\$135,360
Brookings (06)	\$1,972,719	\$0	\$0	\$0	\$1,972,719	\$1,972,719	\$0	\$697,491	\$1,275,228
Brookings (07)	\$30,017,417	\$2,138,526	\$165,000	\$10,034,616	\$17,679,275	\$30,017,417	\$0	\$7,962,232	\$22,055,185
Brookings (09)	\$448,140	\$255,117	\$0	\$0	\$193,023	\$448,140	\$0	\$112,515	\$335,625
Brookings (10)	\$850,000	\$412,000	\$90,897	\$346,571	\$0	\$849,468	\$0	\$14,777	\$834,691
Burke (01)	\$155,000	\$0	\$0	\$155,000	\$0	\$155,000	\$0	\$101,961	\$53,039
Canistota (01)	\$616,840	\$420,190	\$0	\$0	\$196,650	\$616,840	\$420,190	\$54,052	\$142,598
Canistota (02)	\$186,183	\$128,990	\$57,193	\$0	\$0	\$186,183	\$0	\$44,646	\$141,537
Canistota (03)	\$381,000	\$0	\$0	\$0	\$381,000	\$381,000	\$0	\$54,377	\$326,623
Canistota (04)	\$378,000	\$0	\$0	\$78,000	\$300,000	\$378,000	\$0	\$36,125	\$341,875

Borrower	Maximum Committed Amount	Federal Advance	State Advance	Recycled Advance	Leveraged Advance	Total Advances	Principal Forgiven	Principal Repayments	Loan Balance
Canistota (05)	\$1,758,000	\$0	\$0	\$0	\$0	\$0	\$0	\$0	\$0
Canova (01)	\$238,713	\$155,954	\$0	\$82,759	\$0	\$238,713	\$154,686	\$19,003	\$65,024
Canton (01)	\$515,715	\$515,715	\$0	\$0	\$0	\$515,715	\$0	\$515,715	\$0
Canton (02)	\$600,000	\$0	\$0	\$600,000	\$0	\$600,000	\$0	\$509,804	\$90,196
Canton (03)	\$2,462,000	\$840,500	\$0	\$211,500	\$1,410,000	\$2,462,000	\$840,500	\$813,032	\$808,468
Canton (04)	\$732,000	\$341,497	\$21,413	\$132,000	\$237,090	\$732,000	\$0	\$126,319	\$605,681
Canton (05)	\$1,609,567	\$465,000	\$98,133	\$321,682	\$724,752	\$1,609,567	\$0	\$108,823	\$1,500,744
Castlewood (01)	\$215,859	\$0	\$0	\$215,859	\$0	\$215,859	\$0	\$201,130	\$14,729
Castlewood (02)	\$160,000	\$48,416	\$111,584	\$0	\$0	\$160,000	\$0	\$114,493	\$45,507
Cavour (01)	\$73,794	\$56,945	\$16,849	\$0	\$0	\$73,794	\$0	\$5,395	\$68,399
Cavour (02)	\$192,000	\$0	\$0	\$0	\$184,959	\$184,959	\$0	\$4,689	\$180,270
Centerville (01)	\$500,000	\$0	\$0	\$500,000	\$0	\$500,000	\$0	\$441,063	\$58,937
Centerville (02)	\$400,509	\$0	\$0	\$250,038	\$150,471	\$400,509	\$0	\$64,463	\$336,046
Centerville (03)	\$240,000	\$0	\$0	\$0	\$240,000	\$240,000	\$0	\$21,142	\$218,858
Chamberlain (01)	\$350,500	\$350,500	\$0	\$0	\$0	\$350,500	\$0	\$350,500	\$0
Chamberlain (02)	\$265,000	\$220,833	\$44,167	\$0	\$0	\$265,000	\$0	\$265,000	\$0
Chamberlain (03)	\$2,700,000	\$2,249,998	\$450,002	\$0	\$0	\$2,700,000	\$0	\$2,700,000	\$0
Chamberlain (04)	\$450,000	\$375,000	\$75,000	\$0	\$0	\$450,000	\$0	\$450,000	\$0
Chamberlain (05)	\$300,000	\$0	\$0	\$0	\$300,000	\$300,000	\$0	\$62,380	\$237,620
Chancellor (01)	\$573,999	\$0	\$0	\$0	\$573,999	\$573,999	\$0	\$63,208	\$510,791
Chancellor (02)	\$120,520	\$30,613	\$89,907	\$0	\$0	\$120,520	\$60,260	\$25,452	\$34,808
Chancellor (03)	\$470,000	\$0	\$0	\$357,071	\$0	\$357,071	\$0	\$0	\$357,071
Claremont (01)	\$1,832,000	\$0	\$0	\$1,600,000	\$232,000	\$1,832,000	\$1,387,000	\$4,546	\$440,454
Claremont (02)	\$625,000	\$0	\$0	\$266,896	\$0	\$266,896	\$237,537	\$0	\$29,359
Clark (01)	\$400,000	\$0	\$0	\$400,000	\$0	\$400,000	\$0	\$333,824	\$66,176
Clark (02)	\$1,911,549	\$650,000	\$251,000	\$192,694	\$817,855	\$1,911,549	\$0	\$258,322	\$1,653,227
Clear Lake (01)	\$79,537	\$61,462	\$18,075	\$0	\$0	\$79,537	\$0	\$79,537	\$0
Clear Lake (02)	\$687,227	\$658,926	\$28,301	\$0	\$0	\$687,227	\$0	\$512,106	\$175,121
Colman (01)	\$1,574,248	\$78,104	\$210,857	\$1,285,287	\$0	\$1,574,248	\$356,500	\$211,619	\$1,006,129
Colman (02)	\$766,243	\$0	\$0	\$209,906	\$556,337	\$766,243	\$478,901	\$40,602	\$246,740
Colton (01)	\$178,332	\$0	\$0	\$178,332	\$0	\$178,332	\$0	\$178,332	\$0

Borrower	Maximum Committed Amount	Federal Advance	State Advance	Recycled Advance	Leveraged Advance	Total Advances	Principal Forgiven	Principal Repayments	Loan Balance
Colton (02)	\$140,826	\$61,928	\$0	\$0	\$78,898	\$140,826	\$0	\$51,456	\$89,370
Colton (03)	\$1,907,852	\$0	\$0	\$0	\$1,907,852	\$1,907,852	\$0	\$85,515	\$1,822,337
Cresbard (01)	\$3,124,000	\$0	\$0	\$178,240	\$0	\$178,240	\$134,927	\$0	\$43,313
Crooks (01)	\$421,975	\$0	\$0	\$0	\$421,975	\$421,975	\$0	\$421,975	\$0
Crooks (03)	\$2,400,000	\$190,000	\$158,000	\$0	\$1,855,948	\$2,203,948	\$0	\$61,304	\$2,142,644
Crooks (04)	\$1,173,000	\$0	\$0	\$913,078	\$0	\$913,078	\$0	\$0	\$913,078
Crooks (05)	\$458,727	\$0	\$0	\$0	\$0	\$0	\$0	\$0	\$0
Custer (01)	\$430,000	\$338,913	\$91,087	\$0	\$0	\$430,000	\$0	\$430,000	\$0
Custer (02)	\$182,000	\$151,667	\$30,333	\$0	\$0	\$182,000	\$0	\$182,000	\$0
Custer (03)	\$276,000	\$229,997	\$46,003	\$0	\$0	\$276,000	\$0	\$276,000	\$0
Custer (04)	\$925,919	\$0	\$322,472	\$427,447	\$176,000	\$925,919	\$0	\$303,976	\$621,943
Custer (05)	\$1,539,000	\$0	\$0	\$687,813	\$0	\$687,813	\$0	\$0	\$687,813
Custer-Fall River WMD (01)	\$106,939	\$89,116	\$17,823	\$0	\$0	\$106,939	\$0	\$106,939	\$0
Deadwood (01)	\$447,838	\$373,198	\$74,640	\$0	\$0	\$447,838	\$0	\$447,838	\$0
Dell Rapids (01)	\$300,000	\$249,999	\$50,001	\$0	\$0	\$300,000	\$0	\$300,000	\$0
Dell Rapids (02)	\$561,737	\$0	\$0	\$561,737	\$0	\$561,737	\$0	\$561,737	\$0
Dell Rapids (03)	\$1,062,000	\$0	\$0	\$0	\$1,062,000	\$1,062,000	\$0	\$639,195	\$422,805
Dell Rapids (04)	\$950,000	\$56,391	\$50,000	\$0	\$843,609	\$950,000	\$0	\$507,739	\$442,261
Dell Rapids (05)	\$742,564	\$421,409	\$0	\$321,155	\$0	\$742,564	\$398,014	\$344,550	\$0
Dell Rapids (06)	\$612,000	\$14,450	\$131,363	\$0	\$466,187	\$612,000	\$0	\$187,983	\$424,017
Dell Rapids (07)	\$1,200,000	\$100,000	\$0	\$399,264	\$700,736	\$1,200,000	\$0	\$473,718	\$726,282
Dell Rapids (08)	\$1,975,384	\$1,245,072	\$531,494	\$0	\$198,818	\$1,975,384	\$0	\$133,556	\$1,841,828
Dell Rapids (09)	\$2,324,000	\$0	\$0	\$241,715	\$2,050,000	\$2,291,715	\$0	\$58,305	\$2,233,410
Dell Rapids (09NPS)	\$337,000	\$0	\$0	\$242,119	\$0	\$242,119	\$0	\$3,784	\$238,335
Dell Rapids (10)	\$1,964,000	\$705,000	\$138,233	\$634,910	\$0	\$1,478,143	\$0	\$0	\$1,478,143
Dell Rapids (10NPS)	\$213,500	\$0	\$0	\$0	\$0	\$0	\$0	\$0	\$0
Delmont (01)	\$1,210,000	\$870,811	\$210,646	\$0	\$0	\$1,081,457	\$1,081,457	\$0	\$0
Dimock (01)	\$429,653	\$110,000	\$70,046	\$11,607	\$238,000	\$429,653	\$0	\$30,632	\$399,021
Doland (01)	\$82,699	\$0	\$0	\$0	\$82,699	\$82,699	\$41,349	\$12,545	\$28,805
Dupree (01)	\$450,000	\$0	\$0	\$150,000	\$300,000	\$450,000	\$0	\$65,560	\$384,440
Dupree (02)	\$192,000	\$0	\$0	\$0	\$192,000	\$192,000	\$0	\$21,457	\$170,543

Borrower	Maximum Committed Amount	Federal Advance	State Advance	Recycled Advance	Leveraged Advance	Total Advances	Principal Forgiven	Principal Repayments	Loan Balance
Eagle Butte (02)	\$1,781,743	\$0	\$0	\$210,497	\$1,571,246	\$1,781,743	\$324,277	\$162,932	\$1,294,534
Elk Point (01)	\$458,000	\$381,665	\$76,335	\$0	\$0	\$458,000	\$0	\$458,000	\$0
Elk Point (02)	\$450,000	\$34,145	\$57,798	\$358,057	\$0	\$450,000	\$0	\$450,000	\$0
Elk Point (03)	\$345,000	\$0	\$0	\$345,000	\$0	\$345,000	\$0	\$345,000	\$0
Elk Point (04)	\$100,000	\$0	\$0	\$31,993	\$68,007	\$100,000	\$0	\$100,000	\$0
Elk Point (05)	\$150,000	\$100,000	\$5,581	\$0	\$44,419	\$150,000	\$0	\$150,000	\$0
Elk Point (06)	\$607,840	\$93,170	\$0	\$18,419	\$496,251	\$607,840	\$60,784	\$320,712	\$226,344
Elk Point (07)	\$132,455	\$0	\$0	\$0	\$132,455	\$132,455	\$0	\$4,705	\$127,750
Elk Point (08)	\$593,000	\$0	\$0	\$500,664	\$0	\$500,664	\$0	\$0	\$500,664
Elkton (01)	\$505,464	\$130,000	\$125,000	\$140,464	\$110,000	\$505,464	\$130,000	\$169,202	\$206,262
Elkton (02)	\$1,206,000	\$0	\$0	\$581,950	\$546,000	\$1,127,950	\$0	\$0	\$1,127,950
Elkton (03)	\$383,000	\$0	\$0	\$121,036	\$0	\$121,036	\$0	\$0	\$121,036
Ellsworth Dev Auth (01A)	\$8,000,000	\$420,837	\$579,163	\$2,525,000	\$4,475,000	\$8,000,000	\$0	\$8,000,000	\$0
Ellsworth Dev Auth (01B)	\$8,000,000	\$8,000,000	\$0	\$0	\$0	\$8,000,000	\$0	\$8,000,000	\$0
Ellsworth Dev Auth (02A)	\$1,703,000	\$232,515	\$317,485	\$450,000	\$703,000	\$1,703,000	\$0	\$1,703,000	\$0
Ellsworth Dev Auth (02B)	\$5,109,000	\$5,109,000	\$0	\$0	\$0	\$5,109,000	\$0	\$5,109,000	\$0
Emery (01)	\$2,502,877	\$208,323	\$291,677	\$308,697	\$1,694,180	\$2,502,877	\$1,519,246	\$79,861	\$903,770
Ethan (01)	\$489,349	\$10,147	\$158,193	\$250,000	\$71,009	\$489,349	\$0	\$75,846	\$413,503
Eureka (01)	\$1,383,155	\$253,685	\$0	\$185,470	\$944,000	\$1,383,155	\$0	\$534,430	\$848,725
Faulkton (01)	\$790,879	\$54,280	\$97,720	\$638,879	\$0	\$790,879	\$0	\$122,581	\$668,298
Ft. Pierre (01)	\$330,294	\$275,243	\$55,051	\$0	\$0	\$330,294	\$0	\$330,294	\$0
Ft. Pierre (02)	\$462,500	\$0	\$0	\$462,500	\$0	\$462,500	\$0	\$462,500	\$0
Ft. Pierre (03)	\$443,223	\$0	\$0	\$443,223	\$0	\$443,223	\$0	\$334,966	\$108,257
Ft. Pierre (05)	\$495,549	\$0	\$0	\$73,135	\$422,414	\$495,549	\$0	\$231,116	\$264,433
Ft. Pierre (06)	\$266,000	\$0	\$0	\$190,000	\$76,000	\$266,000	\$50,000	\$38,700	\$177,300
Ft. Pierre (07)	\$3,701,000	\$0	\$0	\$3,098,850	\$0	\$3,098,850	\$0	\$0	\$3,098,850
Freeman (01)	\$300,000	\$0	\$0	\$300,000	\$0	\$300,000	\$0	\$300,000	\$0
Freeman (02)	\$800,000	\$429,651	\$370,349	\$0	\$0	\$800,000	\$0	\$800,000	\$0
Freeman (03)	\$1,000,000	\$446,048	\$53,952	\$0	\$500,000	\$1,000,000	\$0	\$273,256	\$726,744
Garretson (01)	\$300,000	\$249,999	\$50,001	\$0	\$0	\$300,000	\$0	\$300,000	\$0
Garretson (02)	\$503,239	\$226,938	\$2,027	\$0	\$274,274	\$503,239	\$0	\$255,663	\$247,576

Borrower	Maximum Committed Amount	Federal Advance	State Advance	Recycled Advance	Leveraged Advance	Total Advances	Principal Forgiven	Principal Repayments	Loan Balance
Garretson (03)	\$1,160,000	\$0	\$0	\$0	\$1,160,000	\$1,160,000	\$0	\$73,997	\$1,086,003
Garretson (04)	\$917,000	\$0	\$0	\$0	\$917,000	\$917,000	\$0	\$33,335	\$883,665
Gayville (01)	\$262,972	\$225,840	\$37,132	\$0	\$0	\$262,972	\$0	\$262,972	\$0
Gettysburg (01)	\$535,758	\$0	\$0	\$0	\$535,758	\$535,758	\$0	\$261,758	\$274,000
Gregory (01)	\$241,574	\$0	\$134,896	\$0	\$106,678	\$241,574	\$0	\$118,027	\$123,547
Gregory (02)	\$229,958	\$226,567	\$3,391	\$0	\$0	\$229,958	\$0	\$161,494	\$68,464
Gregory (03)	\$260,000	\$0	\$0	\$0	\$260,000	\$260,000	\$0	\$34,728	\$225,272
Groton (01)	\$189,524	\$157,935	\$31,589	\$0	\$0	\$189,524	\$0	\$189,524	\$0
Groton (02)	\$74,630	\$62,190	\$12,440	\$0	\$0	\$74,630	\$0	\$74,630	\$0
Groton (03)	\$470,809	\$392,342	\$78,467	\$0	\$0	\$470,809	\$0	\$470,809	\$0
Groton (04)	\$126,648	\$0	\$0	\$126,648	\$0	\$126,648	\$0	\$126,648	\$0
Groton (05)	\$440,000	\$0	\$0	\$440,000	\$0	\$440,000	\$0	\$440,000	\$0
Groton (06)	\$56,368	\$0	\$5,090	\$0	\$51,278	\$56,368	\$0	\$56,368	\$0
Groton (07)	\$310,913	\$299,500	\$0	\$11,413	\$0	\$310,913	\$131,827	\$179,086	\$0
Groton (08)	\$206,979	\$180,120	\$0	\$26,859	\$0	\$206,979	\$51,744	\$155,235	\$0
Groton (09)	\$249,240	\$0	\$0	\$249,240	\$0	\$249,240	\$0	\$242,303	\$6,937
Harrisburg (01)	\$507,277	\$422,732	\$84,545	\$0	\$0	\$507,277	\$0	\$507,277	\$0
Harrisburg (02)	\$3,941,200	\$3,941,200	\$0	\$0	\$0	\$3,941,200	\$3,941,200	\$0	\$0
Harrisburg (03)	\$2,544,036	\$709,385	\$590,615	\$3,071	\$1,240,965	\$2,544,036	\$0	\$627,606	\$1,916,430
Harrisburg (04)	\$679,217	\$0	\$275,000	\$238,714	\$165,503	\$679,217	\$0	\$214,307	\$464,910
Harrisburg (05)	\$1,402,976	\$0	\$540,000	\$577,388	\$285,588	\$1,402,976	\$0	\$476,183	\$926,793
Harrisburg (07)	\$24,487,000	\$9,132,500	\$2,520,183	\$5,694,052	\$6,100,000	\$23,446,735	\$0	\$369,047	\$23,077,688
Harrisburg (08)	\$8,393,896	\$0	\$0	\$0	\$0	\$0	\$0	\$0	\$0
Harrold (01)	\$162,372	\$0	\$0	\$0	\$162,372	\$162,372	\$0	\$162,372	\$0
Hartford (01)	\$504,000	\$471,591	\$32,409	\$0	\$0	\$504,000	\$0	\$504,000	\$0
Hartford (02)	\$690,804	\$623,704	\$67,100	\$0	\$0	\$690,804	\$0	\$690,804	\$0
Hartford (03)	\$300,000	\$0	\$0	\$300,000	\$0	\$300,000	\$0	\$300,000	\$0
Hartford (04)	\$550,035	\$0	\$0	\$550,035	\$0	\$550,035	\$0	\$502,325	\$47,710
Hartford (05)	\$523,629	\$481,720	\$41,909	\$0	\$0	\$523,629	\$0	\$329,686	\$193,943
Hartford (06)	\$1,482,000	\$0	\$0	\$330,000	\$1,152,000	\$1,482,000	\$0	\$130,553	\$1,351,447
Hartford (07)	\$1,334,000	\$0	\$0	\$1,327,588	\$0	\$1,327,588	\$0	\$0	\$1,327,588

Borrower	Maximum Committed Amount	Federal Advance	State Advance	Recycled Advance	Leveraged Advance	Total Advances	Principal Forgiven	Principal Repayments	Loan Balance
Hecla (01)	\$101,909	\$14,339	\$0	\$87,570	\$0	\$101,909	\$10,191	\$40,327	\$51,391
Hermosa (01)	\$292,156	\$0	\$0	\$0	\$292,156	\$292,156	\$0	\$213,605	\$78,551
Herreid (01)	\$694,300	\$0	\$0	\$0	\$694,300	\$694,300	\$0	\$138,545	\$555,755
Highmore (01)	\$262,300	\$0	\$0	\$262,300	\$0	\$262,300	\$0	\$262,300	\$0
Highmore (02)	\$538,871	\$0	\$0	\$0	\$538,871	\$538,871	\$0	\$538,871	\$0
Hot Springs (01)	\$196,930	\$164,108	\$32,822	\$0	\$0	\$196,930	\$0	\$196,930	\$0
Hot Springs (NPS-01)	\$930,000	\$774,999	\$155,001	\$0	\$0	\$930,000	\$0	\$930,000	\$0
Hot Springs (02)	\$1,227,332	\$0	\$0	\$642,542	\$584,790	\$1,227,332	\$0	\$477,794	\$749,538
Hoven (01)	\$470,351	\$0	\$0	\$0	\$470,351	\$470,351	\$0	\$50,361	\$419,990
Hudson (01)	\$898,000	\$0	\$0	\$332,062	\$0	\$332,062	\$0	\$0	\$332,062
Humboldt (01)	\$340,287	\$0	\$0	\$8,087	\$332,200	\$340,287	\$0	\$34,381	\$305,906
Humboldt (03)	\$1,876,000	\$364,271	\$35,729	\$0	\$1,476,000	\$1,876,000	\$0	\$53,380	\$1,822,620
Humboldt (04)	\$113,477	\$0	\$0	\$0	\$113,477	\$113,477	\$0	\$12,978	\$100,499
Hurley (01)	\$835,964	\$0	\$0	\$134,430	\$701,534	\$835,964	\$0	\$161,363	\$674,601
Hurley (02)	\$188,000	\$0	\$0	\$179,594	\$0	\$179,594	\$0	\$0	\$179,594
Huron (01)	\$1,656,000	\$1,379,999	\$276,001	\$0	\$0	\$1,656,000	\$0	\$1,656,000	\$0
Huron (02)	\$701,997	\$591,496	\$110,501	\$0	\$0	\$701,997	\$0	\$701,997	\$0
Huron (03)	\$1,856,828	\$1,547,356	\$309,472	\$0	\$0	\$1,856,828	\$0	\$1,856,828	\$0
Huron (05)	\$14,946,000	\$129,300	\$28,385	\$9,264,589	\$330,066	\$9,752,340	\$0	\$0	\$9,752,340
Interior (01)	\$246,721	\$0	\$0	\$0	\$246,721	\$246,721	\$0	\$50,854	\$195,867
Irene (01)	\$613,952	\$0	\$0	\$0	\$613,952	\$613,952	\$0	\$81,543	\$532,409
Irene (02)	\$3,392,000	\$0	\$0	\$660,000	\$2,732,000	\$3,392,000	\$2,548,000	\$13,742	\$830,258
Java (01)	\$393,252	\$108,091	\$0	\$14,726	\$270,435	\$393,252	\$92,807	\$57,994	\$242,451
Jefferson (01)	\$166,084	\$0	\$0	\$166,084	\$0	\$166,084	\$0	\$135,844	\$30,240
Kennebec (01)	\$642,079	\$190,000	\$64,000	\$165,079	\$223,000	\$642,079	\$0	\$54,094	\$587,985
Kennebec (02)	\$390,362	\$25,000	\$3,362	\$0	\$362,000	\$390,362	\$0	\$39,542	\$350,820
Kennebec (03)	\$666,500	\$0	\$0	\$132,000	\$0	\$132,000	\$0	\$0	\$132,000
Keystone (01)	\$429,140	\$0	\$0	\$64,384	\$364,756	\$429,140	\$0	\$44,793	\$384,347
Lake Cochrane SD (01)	\$80,000	\$66,667	\$13,333	\$0	\$0	\$80,000	\$0	\$80,000	\$0
Lake Cochrane SD (02)	\$156,111	\$0	\$0	\$156,111	\$0	\$156,111	\$0	\$156,111	\$0
Lake Madison SD (01)	\$330,000	\$275,000	\$55,000	\$0	\$0	\$330,000	\$0	\$330,000	\$0

Borrower	Maximum Committed Amount	Federal Advance	State Advance	Recycled Advance	Leveraged Advance	Total Advances	Principal Forgiven	Principal Repayments	Loan Balance
Lake Madison SD (02)	\$613,419	\$0	\$0	\$605,879	\$7,540	\$613,419	\$0	\$613,419	\$0
Lake Madison SD (03)	\$428,000	\$100,000	\$28,000	\$0	\$300,000	\$428,000	\$0	\$50,830	\$377,170
Lake Norden SD (01)	\$923,366	\$0	\$0	\$0	\$923,366	\$923,366	\$0	\$53,223	\$870,143
Lake Norden SD (02)	\$484,934	\$330,000	\$62,315	\$92,619	\$0	\$484,934	\$0	\$2,899	\$482,035
Lake Norden SD (03)	\$1,435,000	\$0	\$0	\$0	\$0	\$0	\$0	\$0	\$0
Lake Poinsett SD (02)	\$1,094,700	\$357,407	\$106,374	\$0	\$630,919	\$1,094,700	\$0	\$339,761	\$754,939
Lake Poinsett SD (03)	\$2,413,671	\$486,245	\$62,070	\$165,356	\$1,700,000	\$2,413,671	\$1,257,522	\$240,300	\$915,849
Lake Poinsett SD (04)	\$1,827,216	\$420,000	\$126,638	\$25,109	\$1,255,469	\$1,827,216	\$0	\$142,587	\$1,684,629
Lake Preston (01)	\$758,000	\$0	\$0	\$232,995	\$0	\$232,995	\$0	\$0	\$232,995
Lead (01)	\$186,409	\$155,341	\$31,068	\$0	\$0	\$186,409	\$0	\$186,409	\$0
Lead (02)	\$500,770	\$406,506	\$94,264	\$0	\$0	\$500,770	\$0	\$500,770	\$0
Lead (03)	\$375,298	\$353,839	\$21,459	\$0	\$0	\$375,298	\$0	\$375,298	\$0
Lead (04)	\$239,200	\$199,333	\$39,867	\$0	\$0	\$239,200	\$0	\$239,200	\$0
Lead (05)	\$220,029	\$0	\$0	\$220,029	\$0	\$220,029	\$0	\$173,928	\$46,101
Lead (06)	\$240,000	\$0	\$0	\$99,039	\$140,961	\$240,000	\$0	\$137,404	\$102,596
Lead (07)	\$192,541	\$0	\$0	\$192,541	\$0	\$192,541	\$48,135	\$63,278	\$81,128
Lead (08)	\$829,854	\$71,286	\$114,636	\$195,932	\$448,000	\$829,854	\$0	\$195,891	\$633,963
Lead (09)	\$342,380	\$0	\$0	\$0	\$342,380	\$342,380	\$0	\$102,965	\$239,415
Lead-Deadwood SD (01)	\$106,855	\$89,046	\$17,809	\$0	\$0	\$106,855	\$0	\$106,855	\$0
Lemmon (01)	\$427,100	\$355,916	\$71,184	\$0	\$0	\$427,100	\$0	\$427,100	\$0
Lennox (01)	\$350,000	\$291,664	\$58,336	\$0	\$0	\$350,000	\$0	\$350,000	\$0
Lennox (02)	\$583,735	\$486,447	\$97,288	\$0	\$0	\$583,735	\$0	\$583,735	\$0
Lennox (03)	\$1,565,760	\$1,565,760	\$0	\$0	\$0	\$1,565,760	\$1,565,760	\$0	\$0
Lennox (04)	\$1,942,273	\$264,847	\$465,393	\$462,033	\$750,000	\$1,942,273	\$122,945	\$444,685	\$1,374,643
Lennox (05)	\$1,290,000	\$0	\$0	\$25,000	\$1,265,000	\$1,290,000	\$0	\$184,109	\$1,105,891
Lennox (06)	\$1,853,747	\$520,000	\$175,297	\$58,450	\$1,100,000	\$1,853,747	\$0	\$125,332	\$1,728,415
Lennox (07)	\$1,496,000	\$590,000	\$156,000	\$0	\$750,000	\$1,496,000	\$0	\$51,242	\$1,444,759
Lennox (08)	\$820,016	\$0	\$0	\$117,082	\$702,934	\$820,016	\$0	\$8,871	\$811,145
Lennox (09)	\$2,299,000	\$0	\$0	\$495,541	\$0	\$495,541	\$0	\$0	\$495,541
Lennox (10)	\$3,275,550	\$0	\$0	\$0	\$0	\$0	\$0	\$0	\$0
Letcher (01)	\$742,374	\$0	\$0	\$58,450	\$683,924	\$742,374	\$263,542	\$63,586	\$415,246

Borrower	Maximum Committed Amount	Federal Advance	State Advance	Recycled Advance	Leveraged Advance	Total Advances	Principal Forgiven	Principal Repayments	Loan Balance
Madison (01)	\$119,416	\$99,512	\$19,904	\$0	\$0	\$119,416	\$0	\$119,416	\$0
Madison (02)	\$4,986,796	\$158,000	\$19,786	\$15,959	\$4,793,051	\$4,986,796	\$0	\$2,797,468	\$2,189,328
Madison (05)	\$3,284,680	\$0	\$0	\$0	\$0	\$0	\$0	\$0	\$0
Marion (01)	\$1,707,908	\$50,000	\$100,000	\$47,908	\$1,510,000	\$1,707,908	\$0	\$452,804	\$1,255,104
Marion (02)	\$451,642	\$299,406	\$75,594	\$0	\$76,642	\$451,642	\$85,811	\$365,831	\$0
Marion (03)	\$420,000	\$0	\$0	\$278,152	\$0	\$278,152	\$0	\$0	\$278,152
Martin (01)	\$142,732	\$0	\$0	\$142,732	\$0	\$142,732	\$0	\$142,732	\$0
McCook Lake SD (01)	\$641,935	\$596,631	\$45,304	\$0	\$0	\$641,935	\$0	\$641,935	\$0
McLaughlin (01)	\$1,050,424	\$69,391	\$80,609	\$542,719	\$357,705	\$1,050,424	\$137,605	\$158,401	\$754,418
Mellette (01)	\$286,000	\$0	\$0	\$286,000	\$0	\$286,000	\$0	\$5,157	\$280,843
Menno (01)	\$191,500	\$191,500	\$0	\$0	\$0	\$191,500	\$0	\$83,914	\$107,586
Menno (02)	\$1,170,777	\$17,517	\$182,483	\$465,777	\$505,000	\$1,170,777	\$0	\$196,410	\$974,367
Milbank (01)	\$3,376,639	\$2,380,838	\$0	\$920,530	\$75,271	\$3,376,639	\$2,171,179	\$1,205,460	\$0
Milbank (02)	\$261,306	\$0	\$0	\$261,306	\$0	\$261,306	\$0	\$261,306	\$0
Miller (03)	\$1,875,000	\$0	\$0	\$0	\$1,875,000	\$1,875,000	\$0	\$96,697	\$1,778,303
Miller (04)	\$1,900,000	\$0	\$0	\$806,950	\$500,000	\$1,306,950	\$0	\$9,783	\$1,297,167
Mina Lake SD (01)	\$431,803	\$0	\$0	\$146,932	\$284,871	\$431,803	\$0	\$24,501	\$407,302
Mitchell (01)	\$1,543,405	\$0	\$0	\$1,543,405	\$0	\$1,543,405	\$0	\$1,543,405	\$0
Mitchell (02)	\$1,320,000	\$0	\$0	\$1,320,000	\$0	\$1,320,000	\$0	\$1,037,666	\$282,334
Mitchell (03)	\$1,534,224	\$452,184	\$66,471	\$0	\$1,015,569	\$1,534,224	\$0	\$806,879	\$727,345
Mitchell (03NPS)	\$148,523	\$0	\$0	\$148,523	\$0	\$148,523	\$0	\$73,044	\$75,479
Mitchell (04)	\$543,447	\$482,271	\$0	\$61,176	\$0	\$543,447	\$0	\$179,442	\$364,005
Mitchell (05)	\$7,545,478	\$910,875	\$189,125	\$563,478	\$5,882,000	\$7,545,478	\$0	\$321,981	\$7,223,497
Mitchell (05NPS)	\$780,750	\$0	\$0	\$735,252	\$0	\$735,252	\$0	\$19,117	\$716,135
Mitchell (06)	\$3,572,349	\$2,810,447	\$461,902	\$0	\$300,000	\$3,572,349	\$0	\$198,106	\$3,374,243
Mitchell (06NPS)	\$356,000	\$0	\$0	\$0	\$0	\$0	\$0	\$0	\$0
Mitchell (07)	\$1,000,000	\$0	\$0	\$844,480	\$0	\$844,480	\$0	\$0	\$844,480
Mitchell (07NPS)	\$74,225	\$0	\$0	\$0	\$0	\$0	\$0	\$0	\$0
Mitchell (08)	\$1,500,000	\$0	\$0	\$1,262,814	\$103,227	\$1,366,041	\$0	\$0	\$1,366,041
Mitchell (08NPS)	\$163,000	\$0	\$0	\$0	\$0	\$0	\$0	\$0	\$0
Mobridge (01)	\$1,500,000	\$1,250,000	\$250,000	\$0	\$0	\$1,500,000	\$0	\$1,500,000	\$0

Borrower	Maximum Committed Amount	Federal Advance	State Advance	Recycled Advance	Leveraged Advance	Total Advances	Principal Forgiven	Principal Repayments	Loan Balance
Mobridge (02)	\$158,000	\$0	\$158,000	\$0	\$0	\$158,000	\$0	\$158,000	\$0
Mobridge (03)	\$1,350,000	\$1,265,857	\$84,143	\$0	\$0	\$1,350,000	\$0	\$1,350,000	\$0
Mobridge (04)	\$703,425	\$0	\$0	\$3,425	\$700,000	\$703,425	\$0	\$703,425	\$0
Mobridge (05)	\$1,475,000	\$358,360	\$116,640	\$35,000	\$965,000	\$1,475,000	\$0	\$289,004	\$1,185,996
Montrose (01)	\$34,988	\$0	\$0	\$34,988	\$0	\$34,988	\$0	\$34,988	\$0
Montrose (02)	\$767,190	\$160,400	\$0	\$206,790	\$400,000	\$767,190	\$160,400	\$147,836	\$458,954
Montrose (04)	\$363,200	\$0	\$0	\$230,773	\$100,000	\$330,773	\$0	\$0	\$330,773
Mount Vernon (01)	\$2,300,000	\$1,050,000	\$0	\$975,345	\$274,655	\$2,300,000	\$1,050,000	\$274,284	\$975,716
Nisland (01)	\$204,000	\$0	\$0	\$204,000	\$0	\$204,000	\$0	\$144,448	\$59,552
Northdale San Dist (01)	\$256,380	\$213,649	\$42,731	\$0	\$0	\$256,380	\$0	\$256,380	\$0
North Sioux City (01)	\$239,650	\$203,822	\$35,828	\$0	\$0	\$239,650	\$0	\$239,650	\$0
North Sioux City (02)	\$646,000	\$538,333	\$107,667	\$0	\$0	\$646,000	\$0	\$646,000	\$0
Northville (01)	\$111,405	\$0	\$0	\$11,405	\$100,000	\$111,405	\$0	\$21,504	\$89,901
Onida (01)	\$2,400,000	\$0	\$0	\$115,000	\$2,285,000	\$2,400,000	\$0	\$182,078	\$2,217,922
Onida (02)	\$1,426,000	\$195,000	\$55,376	\$598,769	\$400,000	\$1,249,145	\$0	\$4,798	\$1,244,347
Parker (01)	\$430,000	\$0	\$0	\$430,000	\$0	\$430,000	\$0	\$339,906	\$90,094
Parker (02)	\$480,501	\$233,085	\$116,764	\$10,652	\$120,000	\$480,501	\$0	\$294,805	\$185,696
Parker (03)	\$694,329	\$475,450	\$0	\$0	\$218,879	\$694,329	\$471,450	\$58,097	\$164,782
Parker (04)	\$203,257	\$0	\$0	\$30,800	\$172,457	\$203,257	\$0	\$57,821	\$145,436
Parker (05)	\$615,619	\$0	\$0	\$0	\$615,619	\$615,619	\$0	\$27,607	\$588,012
Parkston (01)	\$635,690	\$50,000	\$75,000	\$0	\$510,690	\$635,690	\$0	\$348,186	\$287,504
Philip (01)	\$453,885	\$378,236	\$75,649	\$0	\$0	\$453,885	\$0	\$453,885	\$0
Philip (02)	\$321,127	\$267,624	\$53,503	\$0	\$0	\$321,127	\$0	\$321,127	\$0
Philip (03)	\$316,423	\$0	\$0	\$316,423	\$0	\$316,423	\$0	\$316,423	\$0
Philip (04)	\$865,546	\$0	\$0	\$67,246	\$798,300	\$865,546	\$0	\$155,467	\$710,079
Philip (05)	\$604,122	\$0	\$0	\$44,122	\$560,000	\$604,122	\$0	\$108,508	\$495,614
Philip (06)	\$414,302	\$0	\$0	\$0	\$414,302	\$414,302	\$0	\$21,488	\$392,814
Philip (07)	\$485,821	\$0	\$0	\$0	\$485,821	\$485,821	\$0	\$25,197	\$460,624
Pickerel Lake SD (01)	\$850,000	\$708,332	\$141,668	\$0	\$0	\$850,000	\$0	\$850,000	\$0
Pickerel Lake SD (02)	\$670,000	\$558,332	\$111,668	\$0	\$0	\$670,000	\$0	\$670,000	\$0
Pierpont (01)	\$132,000	\$0	\$0	\$74,220	\$22,000	\$96,220	\$86,020	\$169	\$10,031

Borrower	Maximum Committed Amount	Federal Advance	State Advance	Recycled Advance	Leveraged Advance	Total Advances	Principal Forgiven	Principal Repayments	Loan Balance
Pierre (01)	\$433,976	\$314,307	\$119,669	\$0	\$0	\$433,976	\$0	\$433,976	\$0
Pierre (02)	\$4,417,000	\$3,680,833	\$736,167	\$0	\$0	\$4,417,000	\$0	\$4,417,000	\$0
Pierre (03)	\$5,391,260	\$4,496,881	\$894,379	\$0	\$0	\$5,391,260	\$0	\$5,391,260	\$0
Pierre (04)	\$1,199,832	\$0	\$0	\$1,199,832	\$0	\$1,199,832	\$0	\$1,019,553	\$180,279
Pierre (05)	\$612,159	\$0	\$0	\$612,159	\$0	\$612,159	\$0	\$287,791	\$324,368
Pierre (06)	\$817,600	\$400,000	\$0	\$0	\$417,600	\$817,600	\$0	\$531,514	\$286,086
Pierre (07)	\$2,708,381	\$793,699	\$187,183	\$1,227,499	\$500,000	\$2,708,381	\$0	\$365,100	\$2,343,281
Pierre (08)	\$912,203	\$0	\$0	\$0	\$912,203	\$912,203	\$0	\$318,339	\$593,864
Pierre (09)	\$15,310,000	\$895,000	\$192,706	\$6,468,989	\$0	\$7,556,695	\$0	\$0	\$7,556,695
Plankinton (01)	\$1,005,744	\$147,431	\$2,569	\$0	\$855,744	\$1,005,744	\$150,000	\$165,181	\$690,563
Plankinton (02)	\$240,000	\$0	\$0	\$0	\$240,000	\$240,000	\$0	\$55,589	\$184,412
Platte (01)	\$975,865	\$940,518	\$35,347	\$0	\$0	\$975,865	\$0	\$975,865	\$0
Platte (02)	\$1,735,634	\$0	\$0	\$110,259	\$1,625,375	\$1,735,634	\$0	\$79,765	\$1,655,869
Pollock (01)	\$151,619	\$126,350	\$25,269	\$0	\$0	\$151,619	\$0	\$151,619	\$0
Powder House Pass (01)	\$2,575,218	\$2,575,218	\$0	\$0	\$0	\$2,575,218	\$0	\$348,114	\$2,227,104
Powder House Pass (02)	\$1,703,499	\$1,703,499	\$0	\$0	\$0	\$1,703,499	\$0	\$119,339	\$1,584,160
Presho (01)	\$4,048,000	\$490,000	\$210,000	\$41,243	\$3,148,000	\$3,889,243	\$1,345,678	\$71,398	\$2,472,167
Rapid City (01)	\$2,479,905	\$2,165,049	\$314,856	\$0	\$0	\$2,479,905	\$0	\$2,479,905	\$0
Rapid City (02)	\$986,685	\$902,457	\$84,228	\$0	\$0	\$986,685	\$0	\$986,685	\$0
Rapid City (03)	\$674,577	\$534,750	\$139,827	\$0	\$0	\$674,577	\$0	\$674,577	\$0
Rapid City (04)	\$1,214,861	\$1,012,385	\$202,476	\$0	\$0	\$1,214,861	\$0	\$1,214,861	\$0
Rapid City (05)	\$14,000,000	\$0	\$2,500,000	\$11,500,000	\$0	\$14,000,000	\$0	\$14,000,000	\$0
Rapid City (06)	\$5,000,000	\$1,155,087	\$144,913	\$1,062,479	\$2,637,521	\$5,000,000	\$0	\$2,275,970	\$2,724,030
Rapid Valley SD (01)	\$614,000	\$576,839	\$37,161	\$0	\$0	\$614,000	\$0	\$614,000	\$0
Rapid Valley SD (02)	\$364,583	\$303,821	\$60,762	\$0	\$0	\$364,583	\$0	\$364,583	\$0
Rapid Valley SD (03)	\$630,000	\$525,000	\$105,000	\$0	\$0	\$630,000	\$0	\$630,000	\$0
Raymond (01)	\$745,000	\$745,000	\$0	\$0	\$0	\$745,000	\$745,000	\$0	\$0
Raymond (02)	\$820,038	\$820,038	\$0	\$0	\$0	\$820,038	\$820,038	\$0	\$0
Redfield (02)	\$803,423	\$176,307	\$71,989	\$230,059	\$325,068	\$803,423	\$0	\$124,525	\$678,898
Renner San Dist (01)	\$1,147,000	\$0	\$0	\$1,147,000	\$0	\$1,147,000	\$0	\$13,752	\$1,133,248
Richmond Lake SD (01)	\$414,000	\$345,000	\$69,000	\$0	\$0	\$414,000	\$0	\$414,000	\$0

Borrower	Maximum Committed Amount	Federal Advance	State Advance	Recycled Advance	Leveraged Advance	Total Advances	Principal Forgiven	Principal Repayments	Loan Balance
Richmond Lake SD (02)	\$191,500	\$159,584	\$31,916	\$0	\$0	\$191,500	\$0	\$191,500	\$0
Richmond Lake SD (04)	\$275,149	\$0	\$0	\$0	\$275,149	\$275,149	\$0	\$275,149	\$0
Roscoe (01)	\$358,408	\$298,673	\$59,735	\$0	\$0	\$358,408	\$0	\$358,408	\$0
Roscoe (02)	\$1,600,000	\$0	\$0	\$1,370,000	\$230,000	\$1,600,000	\$0	\$19,055	\$1,580,945
Roscoe (03)	\$220,000	\$0	\$0	\$164,273	\$0	\$164,273	\$0	\$0	\$164,273
Saint Lawrence (01)	\$148,224	\$0	\$10,353	\$0	\$137,871	\$148,224	\$0	\$20,256	\$127,968
Saint Lawrence (02)	\$396,000	\$0	\$0	\$37,148	\$0	\$37,148	\$0	\$0	\$37,148
Salem (01)	\$518,035	\$0	\$0	\$518,035	\$0	\$518,035	\$0	\$448,549	\$69,486
Salem (02)	\$387,960	\$0	\$0	\$387,960	\$0	\$387,960	\$0	\$387,960	\$0
Salem (03)	\$2,412,689	\$0	\$0	\$89,704	\$2,322,985	\$2,412,689	\$0	\$137,903	\$2,274,786
Salem (05)	\$847,000	\$0	\$0	\$398,651	\$0	\$398,651	\$0	\$0	\$398,651
Scotland (01)	\$250,000	\$0	\$0	\$250,000	\$0	\$250,000	\$0	\$250,000	\$0
Scotland (02)	\$804,740	\$0	\$0	\$0	\$804,740	\$804,740	\$0	\$176,582	\$628,158
Selby (01)	\$700,000	\$503,974	\$196,026	\$0	\$0	\$700,000	\$700,000	\$0	\$0
Sinai (01)	\$366,668	\$23,241	\$16,762	\$1,665	\$325,000	\$366,668	\$73,333	\$32,842	\$260,493
Sioux Falls (01)	\$2,836,963	\$2,351,173	\$485,790	\$0	\$0	\$2,836,963	\$0	\$2,836,963	\$0
Sioux Falls (02)	\$453,999	\$390,244	\$63,755	\$0	\$0	\$453,999	\$0	\$453,999	\$0
Sioux Falls (03)	\$845,000	\$630,974	\$214,026	\$0	\$0	\$845,000	\$0	\$845,000	\$0
Sioux Falls (04)	\$1,200,000	\$748,461	\$451,539	\$0	\$0	\$1,200,000	\$0	\$1,200,000	\$0
Sioux Falls (05)	\$1,955,000	\$1,947,515	\$7,485	\$0	\$0	\$1,955,000	\$0	\$1,955,000	\$0
Sioux Falls (06)	\$700,000	\$671,246	\$28,754	\$0	\$0	\$700,000	\$0	\$700,000	\$0
Sioux Falls (07)	\$4,500,000	\$3,782,334	\$717,666	\$0	\$0	\$4,500,000	\$0	\$4,500,000	\$0
Sioux Falls (08)	\$699,003	\$611,463	\$87,540	\$0	\$0	\$699,003	\$0	\$699,003	\$0
Sioux Falls (09)	\$1,250,000	\$1,041,664	\$208,336	\$0	\$0	\$1,250,000	\$0	\$1,250,000	\$0
Sioux Falls (10)	\$1,432,941	\$1,277,677	\$155,264	\$0	\$0	\$1,432,941	\$0	\$1,432,941	\$0
Sioux Falls (11)	\$1,195,346	\$996,121	\$199,225	\$0	\$0	\$1,195,346	\$0	\$1,195,346	\$0
Sioux Falls (12)	\$1,300,000	\$1,083,333	\$216,667	\$0	\$0	\$1,300,000	\$0	\$1,300,000	\$0
Sioux Falls (13)	\$2,083,137	\$1,756,383	\$326,754	\$0	\$0	\$2,083,137	\$0	\$2,083,137	\$0
Sioux Falls (14)	\$4,888,537	\$3,499,312	\$1,389,225	\$0	\$0	\$4,888,537	\$0	\$4,888,537	\$0
Sioux Falls (15)	\$1,467,706	\$229,570	\$45,915	\$1,192,221	\$0	\$1,467,706	\$0	\$1,467,706	\$0
Sioux Falls (16)	\$2,479,500	\$0	\$0	\$2,479,500	\$0	\$2,479,500	\$0	\$2,479,500	\$0

Borrower	Maximum Committed Amount	Federal Advance	State Advance	Recycled Advance	Leveraged Advance	Total Advances	Principal Forgiven	Principal Repayments	Loan Balance
Sioux Falls (17)	\$561,320	\$0	\$0	\$561,320	\$0	\$561,320	\$0	\$561,320	\$0
Sioux Falls (18)	\$3,730,114	\$3,730,114	\$0	\$0	\$0	\$3,730,114	\$0	\$3,730,114	\$0
Sioux Falls (19)	\$415,785	\$415,785	\$0	\$0	\$0	\$415,785	\$0	\$415,785	\$0
Sioux Falls (20A)	\$16,000,000	\$0	\$0	\$6,085,071	\$9,914,929	\$16,000,000	\$0	\$16,000,000	\$0
Sioux Falls (20B)	\$8,700,000	\$0	\$0	\$0	\$8,700,000	\$8,700,000	\$0	\$8,700,000	\$0
Sioux Falls (20NPS)	\$1,249,349	\$6,128	\$0	\$1,243,221	\$0	\$1,249,349	\$0	\$1,249,349	\$0
Sioux Falls (21A)	\$12,500,000	\$0	\$0	\$1,865,216	\$10,634,784	\$12,500,000	\$0	\$9,005,047	\$3,494,953
Sioux Falls (21B)	\$19,188,341	\$0	\$0	\$14,362,845	\$4,825,496	\$19,188,341	\$0	\$13,524,768	\$5,663,573
Sioux Falls (21NPS)	\$3,125,636	\$0	\$0	\$3,125,636	\$0	\$3,125,636	\$0	\$2,118,227	\$1,007,409
Sioux Falls (22)	\$10,550,000	\$128,058	\$0	\$10,421,942	\$0	\$10,550,000	\$0	\$10,550,000	\$0
Sioux Falls (23)	\$10,309,144	\$1,533,000	\$0	\$989,759	\$7,786,385	\$10,309,144	\$0	\$10,309,144	\$0
Sioux Falls (24)	\$500,000	\$0	\$0	\$456,454	\$43,546	\$500,000	\$0	\$500,000	\$0
Sioux Falls (25)	\$3,508,134	\$978,974	\$231,777	\$28,673	\$2,268,710	\$3,508,134	\$0	\$3,508,134	\$0
Sioux Falls (26)	\$3,744,000	\$1,626,177	\$50,249	\$304,595	\$1,762,979	\$3,744,000	\$0	\$3,744,000	\$0
Sioux Falls (27)	\$2,621,000	\$672,928	\$27,072	\$70,987	\$1,850,013	\$2,621,000	\$0	\$2,621,000	\$0
Sioux Falls (28)	\$1,803,000	\$1,619,400	\$0	\$183,600	\$0	\$1,803,000	\$180,300	\$1,622,700	\$0
Sioux Falls (29)	\$1,211,097	\$515,997	\$24,003	\$0	\$671,097	\$1,211,097	\$121,110	\$1,089,987	\$0
Sioux Falls (30)	\$4,974,661	\$2,272,794	\$185,044	\$16,823	\$2,500,000	\$4,974,661	\$497,466	\$4,477,195	\$0
Sioux Falls (31)	\$1,831,523	\$1,210,719	\$0	\$0	\$620,804	\$1,831,523	\$183,152	\$1,648,371	\$0
Sioux Falls (32)	\$21,848,437	\$0	\$0	\$13,511,474	\$8,336,963	\$21,848,437	\$0	\$20,689,211	\$1,159,226
Sioux Falls (32NPS)	\$1,189,400	\$0	\$0	\$1,189,400	\$0	\$1,189,400	\$0	\$1,055,470	\$133,930
Sioux Falls (33)	\$12,945,439	\$0	\$0	\$5,048,026	\$7,897,413	\$12,945,439	\$0	\$11,575,244	\$1,370,195
Sioux Falls (33NPS)	\$711,614	\$0	\$0	\$711,614	\$0	\$711,614	\$0	\$609,638	\$101,976
Sioux Falls (34)	\$12,040,836	\$1,363,381	\$166,425	\$1,052,212	\$9,458,818	\$12,040,836	\$0	\$9,088,435	\$2,952,401
Sioux Falls (35)	\$11,400,000	\$1,623,492	\$249,570	\$41,852	\$8,295,854	\$10,210,768	\$0	\$4,679,735	\$5,531,033
Sioux Falls (35NPS)	\$579,457	\$0	\$0	\$579,457	\$0	\$579,457	\$0	\$266,237	\$313,220
Sioux Falls (36)	\$15,750,044	\$5,277,827	\$564,685	\$7,532	\$9,900,000	\$15,750,044	\$0	\$5,665,086	\$10,084,958
Sioux Falls (36NPS)	\$800,500	\$0	\$0	\$800,500	\$0	\$800,500	\$0	\$284,127	\$516,373
Sioux Falls (37)	\$6,901,585	\$0	\$0	\$663,893	\$6,237,692	\$6,901,585	\$0	\$2,452,360	\$4,449,225
Sioux Falls (37NPS)	\$449,000	\$0	\$0	\$449,000	\$0	\$449,000	\$0	\$139,825	\$309,175
Sioux Falls (38)	\$11,000,000	\$3,199,799	\$910,040	\$1,413,434	\$3,433,574	\$8,956,847	\$0	\$2,537,081	\$6,419,766

Borrower	Maximum Committed Amount	Federal Advance	State Advance	Recycled Advance	Leveraged Advance	Total Advances	Principal Forgiven	Principal Repayments	Loan Balance
Sioux Falls (38NPS)	\$559,125	\$0	\$0	\$559,125	\$0	\$559,125	\$0	\$142,989	\$416,136
Sioux Falls (39)	\$8,400,000	\$0	\$0	\$500,000	\$7,900,000	\$8,400,000	\$0	\$2,227,007	\$6,172,993
Sioux Falls (39NPS)	\$429,000	\$0	\$0	\$429,000	\$0	\$429,000	\$0	\$51,496	\$377,504
Sioux Falls (40)	\$24,400,000	\$431,399	\$3,419	\$0	\$23,965,182	\$24,400,000	\$0	\$933,004	\$23,466,996
Sioux Falls (40NPS)	\$2,408,800	\$0	\$0	\$1,059,713	\$0	\$1,059,713	\$0	\$25,408	\$1,034,305
Sioux Falls (41)	\$41,625,000	\$500,000	\$0	\$0	\$16,517,020	\$17,017,020	\$0	\$0	\$17,017,020
Sioux Falls (42)	\$9,000,000	\$0	\$0	\$0	\$2,863,125	\$2,863,125	\$0	\$0	\$2,863,125
Sioux Falls (42NPS)	\$457,400	\$0	\$0	\$0	\$0	\$0	\$0	\$0	\$0
Sioux Falls (43)	\$18,500,000	\$0	\$0	\$0	\$0	\$0	\$0	\$0	\$0
Sioux Falls (44)	\$123,000,000	\$0	\$0	\$0	\$0	\$0	\$0	\$0	\$0
Southern Missouri (NPS-01)	\$700,000	\$583,333	\$116,667	\$0	\$0	\$700,000	\$0	\$700,000	\$0
Southern Missouri (02)	\$223,813	\$0	\$0	\$0	\$223,813	\$223,813	\$0	\$174,946	\$48,867
Spearfish (01)	\$1,956,000	\$1,894,868	\$61,132	\$0	\$0	\$1,956,000	\$0	\$1,956,000	\$0
Spearfish (02)	\$5,658,584	\$350,000	\$166,515	\$0	\$5,142,069	\$5,658,584	\$0	\$5,658,584	\$0
Spencer (01)	\$230,156	\$100,000	\$0	\$130,156	\$0	\$230,156	\$100,000	\$32,109	\$98,047
Springfield (01)	\$1,950,000	\$244,859	\$55,141	\$590,000	\$1,060,000	\$1,950,000	\$0	\$21,094	\$1,928,906
Sturgis (01)	\$502,000	\$418,333	\$83,667	\$0	\$0	\$502,000	\$0	\$502,000	\$0
Sturgis (02)	\$936,250	\$832,882	\$103,368	\$0	\$0	\$936,250	\$0	\$936,250	\$0
Sturgis (03)	\$437,380	\$364,484	\$72,896	\$0	\$0	\$437,380	\$0	\$437,380	\$0
Sturgis (04)	\$2,100,000	\$1,808,748	\$291,252	\$0	\$0	\$2,100,000	\$0	\$2,100,000	\$0
Sturgis (05)	\$516,900	\$218,283	\$0	\$0	\$298,617	\$516,900	\$218,283	\$298,617	\$0
Sturgis (06)	\$16,247,000	\$2,790,000	\$433,000	\$3,724,000	\$9,300,000	\$16,247,000	\$1,600,000	\$499,397	\$14,147,603
Summerset (01)	\$257,947	\$0	\$0	\$32,947	\$225,000	\$257,947	\$0	\$88,176	\$169,771
Summerset (02)	\$1,741,865	\$0	\$0	\$0	\$1,741,865	\$1,741,865	\$0	\$111,115	\$1,630,750
Summit (01)	\$100,000	\$100,000	\$0	\$0	\$0	\$100,000	\$100,000	\$0	\$0
Tabor (01)	\$2,248,000	\$0	\$0	\$184,408	\$0	\$184,408	\$0	\$0	\$184,408
Tea (01)	\$600,000	\$500,001	\$99,999	\$0	\$0	\$600,000	\$0	\$600,000	\$0
Tea (02)	\$600,000	\$510,397	\$89,603	\$0	\$0	\$600,000	\$0	\$600,000	\$0
Tea (03)	\$208,813	\$174,011	\$34,802	\$0	\$0	\$208,813	\$0	\$208,813	\$0
Tea (04)	\$375,000	\$312,499	\$62,501	\$0	\$0	\$375,000	\$0	\$375,000	\$0
Tea (05)	\$495,490	\$0	\$0	\$495,490	\$0	\$495,490	\$0	\$437,084	\$58,406

Borrower	Maximum Committed Amount	Federal Advance	State Advance	Recycled Advance	Leveraged Advance	Total Advances	Principal Forgiven	Principal Repayments	Loan Balance
Tea (06)	\$787,174	\$545,111	\$6,392	\$0	\$235,671	\$787,174	\$0	\$473,783	\$313,391
Tea (07)	\$845,000	\$0	\$0	\$0	\$845,000	\$845,000	\$0	\$423,689	\$421,311
Tea (08)	\$4,431,000	\$1,187,167	\$212,833	\$404,677	\$2,600,000	\$4,404,677	\$0	\$0	\$4,404,677
Tea (09)	\$8,394,000	\$0	\$0	\$0	\$0	\$0	\$0	\$0	\$0
Tea (10)	\$1,402,000	\$0	\$0	\$1,402,000	\$0	\$1,402,000	\$0	\$16,809	\$1,385,191
Turton (01)	\$212,375	\$0	\$0	\$0	\$212,375	\$212,375	\$0	\$25,222	\$187,153
Tyndall (01)	\$795,000	\$0	\$0	\$795,000	\$0	\$795,000	\$0	\$478,493	\$316,507
Tyndall (02)	\$286,725	\$0	\$0	\$100,415	\$186,310	\$286,725	\$0	\$38,297	\$248,428
Valley Springs (01)	\$422,128	\$351,772	\$70,356	\$0	\$0	\$422,128	\$0	\$422,128	\$0
Valley Springs (02)	\$350,000	\$0	\$0	\$350,000	\$0	\$350,000	\$0	\$270,580	\$79,420
Valley Springs (03)	\$1,764,819	\$361,051	\$38,949	\$1,270,819	\$94,000	\$1,764,819	\$0	\$0	\$1,764,819
Vermillion (01)	\$125,000	\$27,851	\$97,149	\$0	\$0	\$125,000	\$0	\$125,000	\$0
Vermillion (01NPS)	\$356,531	\$297,109	\$59,422	\$0	\$0	\$356,531	\$0	\$356,531	\$0
Vermillion (02)	\$370,471	\$308,725	\$61,746	\$0	\$0	\$370,471	\$0	\$370,471	\$0
Vermillion (03)	\$273,965	\$0	\$0	\$273,965	\$0	\$273,965	\$0	\$273,965	\$0
Vermillion (04)	\$3,333,994	\$811,031	\$0	\$2,522,963	\$0	\$3,333,994	\$0	\$3,333,994	\$0
Vermillion (05)	\$4,213,191	\$282,069	\$2,725	\$493,128	\$3,435,269	\$4,213,191	\$0	\$2,226,540	\$1,986,651
Vermillion (06)	\$499,000	\$249,500	\$0	\$0	\$249,500	\$499,000	\$249,500	\$128,327	\$121,173
Vermillion (07)	\$1,639,000	\$0	\$0	\$1,099,000	\$540,000	\$1,639,000	\$0	\$503,438	\$1,135,562
Vermillion (08)	\$751,900	\$539,000	\$212,900	\$0	\$0	\$751,900	\$0	\$101,359	\$650,541
Vermillion (09)	\$1,966,000	\$0	\$0	\$1,292,810	\$0	\$1,292,810	\$0	\$0	\$1,292,810
Vermillion (10)	\$500,000	\$0	\$0	\$500,000	\$0	\$500,000	\$0	\$15,372	\$484,628
Viborg (01)	\$616,764	\$0	\$0	\$616,764	\$0	\$616,764	\$0	\$307,229	\$309,535
Viborg (02)	\$103,103	\$45,000	\$58,103	\$0	\$0	\$103,103	\$0	\$8,110	\$94,993
Viborg (03)	\$800,000	\$0	\$0	\$687,779	\$0	\$687,779	\$0	\$0	\$687,779
Volga (01)	\$2,380,509	\$400,000	\$50,000	\$0	\$1,930,509	\$2,380,509	\$0	\$192,917	\$2,187,592
Volga (02)	\$1,980,200	\$0	\$0	\$1,173,164	\$0	\$1,173,164	\$0	\$0	\$1,173,164
Wagner (01)	\$138,329	\$16,036	\$7,373	\$0	\$114,920	\$138,329	\$0	\$83,257	\$55,072
Wakonda (01)	\$507,555	\$0	\$130,000	\$262,555	\$115,000	\$507,555	\$187,287	\$98,374	\$221,894
Wall (01)	\$788,600	\$657,167	\$131,433	\$0	\$0	\$788,600	\$0	\$788,600	\$0
Wall Lake San Dist (01)	\$175,126	\$145,937	\$29,189	\$0	\$0	\$175,126	\$0	\$160,253	\$14,873

Borrower	Maximum Committed Amount	Federal Advance	State Advance	Recycled Advance	Leveraged Advance	Total Advances	Principal Forgiven	Principal Repayments	Loan Balance
Wall Lake San Dist (02)	\$135,000	\$0	\$0	\$135,000	\$0	\$135,000	\$0	\$24,298	\$110,702
Warner (01)	\$101,152	\$84,293	\$16,859	\$0	\$0	\$101,152	\$0	\$101,152	\$0
Warner (02)	\$1,662,217	\$100,000	\$0	\$393,760	\$1,168,457	\$1,662,217	\$927,517	\$213,135	\$521,565
Watertown (01)	\$2,000,000	\$1,207,976	\$792,024	\$0	\$0	\$2,000,000	\$0	\$2,000,000	\$0
Watertown (02)	\$4,000,000	\$3,239,214	\$760,786	\$0	\$0	\$4,000,000	\$0	\$4,000,000	\$0
Watertown (03)	\$2,583,734	\$2,153,112	\$430,622	\$0	\$0	\$2,583,734	\$0	\$2,583,734	\$0
Watertown (04)	\$932,830	\$0	\$0	\$932,830	\$0	\$932,830	\$0	\$932,830	\$0
Watertown (05)	\$2,055,000	\$183,001	\$0	\$1,871,999	\$0	\$2,055,000	\$0	\$1,693,973	\$361,027
Watertown (06)	\$1,151,694	\$887,814	\$0	\$0	\$263,880	\$1,151,694	\$0	\$699,758	\$451,936
Watertown (06NPS)	\$113,985	\$0	\$0	\$113,985	\$0	\$113,985	\$0	\$74,278	\$39,707
Watertown (07)	\$808,736	\$0	\$0	\$0	\$808,736	\$808,736	\$0	\$504,967	\$303,769
Watertown (07NPS)	\$81,205	\$0	\$0	\$81,205	\$0	\$81,205	\$0	\$50,727	\$30,478
Watertown (08)	\$525,041	\$0	\$0	\$0	\$525,041	\$525,041	\$0	\$327,981	\$197,060
Watertown (08NPS)	\$58,747	\$0	\$0	\$58,747	\$0	\$58,747	\$0	\$36,698	\$22,049
Watertown (09)	\$11,554,853	\$2,381,537	\$300,000	\$4,080,297	\$4,793,019	\$11,554,853	\$1,155,485	\$10,399,368	\$0
Watertown (10)	\$2,983,757	\$879,348	\$53,652	\$13,757	\$2,037,000	\$2,983,757	\$298,375	\$1,311,786	\$1,373,596
Watertown (11)	\$498,166	\$305,873	\$0	\$192,293	\$0	\$498,166	\$305,873	\$84,261	\$108,032
Watertown (12)	\$5,000,000	\$1,541,673	\$258,327	\$1,101,594	\$1,400,000	\$4,301,594	\$0	\$0	\$4,301,594
Watertown (13)	\$2,500,000	\$0	\$0	\$1,050,221	\$0	\$1,050,221	\$0	\$0	\$1,050,221
Watertown LATI (01)	\$399,747	\$399,747	\$0	\$0	\$0	\$399,747	\$399,747	\$0	\$0
Waubay (01)	\$81,454	\$0	\$81,454	\$0	\$0	\$81,454	\$0	\$81,454	\$0
Waubay (02)	\$134,056	\$0	\$0	\$0	\$134,056	\$134,056	\$0	\$22,450	\$111,606
Waubay (03)	\$1,362,506	\$0	\$0	\$28,266	\$1,334,240	\$1,362,506	\$464,614	\$40,792	\$857,100
Webster (01)	\$345,394	\$287,828	\$57,566	\$0	\$0	\$345,394	\$0	\$345,394	\$0
Webster (02)	\$811,000	\$0	\$0	\$811,000	\$0	\$811,000	\$0	\$811,000	\$0
Webster (03)	\$500,000	\$500,000	\$0	\$0	\$0	\$500,000	\$500,000	\$0	\$0
Webster (04)	\$1,184,000	\$0	\$0	\$219,215	\$40,000	\$259,215	\$0	\$0	\$259,215
Wessington Springs (01)	\$241,979	\$100,000	\$59,267	\$0	\$82,712	\$241,979	\$0	\$37,565	\$204,414
Weston Heights SD (01)	\$600,412	\$369,291	\$231,121	\$0	\$0	\$600,412	\$0	\$385,570	\$214,842
White Lake (01)	\$307,374	\$0	\$0	\$103,152	\$204,222	\$307,374	\$0	\$48,995	\$258,379
Whitewood (01)	\$180,801	\$154,457	\$26,344	\$0	\$0	\$180,801	\$0	\$180,801	\$0

Borrower	Maximum Committed Amount	Federal Advance	State Advance	Recycled Advance	Leveraged Advance	Total Advances	Principal Forgiven	Principal Repayments	Loan Balance
Whitewood (02)	\$189,032	\$164,076	\$24,956	\$0	\$0	\$189,032	\$0	\$189,032	\$0
Willow Lake (01)	\$100,000	\$0	\$0	\$100,000	\$0	\$100,000	\$0	\$99,888	\$112
Winner (01)	\$925,000	\$0	\$0	\$481,876	\$443,124	\$925,000	\$0	\$532,381	\$392,619
Winner (02)	\$373,528	\$0	\$0	\$0	\$373,528	\$373,528	\$0	\$149,927	\$223,601
Wolsey (01)	\$162,300	\$0	\$0	\$0	\$162,300	\$162,300	\$0	\$86,743	\$75,557
Wolsey (03)	\$556,790	\$214,178	\$342,612	\$0	\$0	\$556,790	\$0	\$223,486	\$333,304
Worthing (01)	\$227,645	\$189,706	\$37,939	\$0	\$0	\$227,645	\$0	\$227,645	\$0
Worthing (02)	\$561,185	\$173,000	\$206,683	\$181,502	\$0	\$561,185	\$0	\$161,582	\$399,603
Worthing (03)	\$419,585	\$0	\$0	\$0	\$419,585	\$419,585	\$0	\$138,523	\$281,062
Worthing (04)	\$120,000	\$106,968	\$13,032	\$0	\$0	\$120,000	\$90,000	\$30,000	\$0
Yale (01)	\$863,135	\$0	\$0	\$403,970	\$459,165	\$863,135	\$591,247	\$46,698	\$225,190
Yankton (01)	\$2,625,000	\$2,187,499	\$437,501	\$0	\$0	\$2,625,000	\$0	\$2,625,000	\$0
Yankton (02)	\$4,500,000	\$0	\$0	\$0	\$4,500,000	\$4,500,000	\$0	\$4,500,000	\$0
Yankton (03)	\$6,020,406	\$5,063,821	\$956,585	\$0	\$0	\$6,020,406	\$0	\$5,603,585	\$416,821
Yankton (04)	\$3,330,000	\$0	\$0	\$1,068,269	\$2,261,731	\$3,330,000	\$0	\$495,557	\$2,834,443
Yankton (05)	\$4,500,000	\$0	\$0	\$0	\$0	\$0	\$0	\$0	\$0
Total Closed	\$1,061,092,033	\$208,939,014	\$38,655,519	\$215,803,011	\$349,485,366	\$812,882,910	\$35,313,501	\$422,093,704	\$355,475,705

EXHIBIT VIII
Projected Principal and
Interest Payments Federal
Fiscal Year 2023

Borrower	Principal	Interest	Admin Surcharge	Total
Aberdeen (CW-03)	\$164,666	\$2,537	\$725	\$167,927
Alpena (CW-01)	\$41,398	\$15,812	\$3,162	\$60,373
Andover (CW-01)	\$4,959	\$4,391	\$798	\$10,148
Astoria (CW-02)	\$8,253	\$5,832	\$1,750	\$15,835
Aurora (CW-02)	\$3,260	\$4,612	\$839	\$8,711
Aurora (CW-03)	\$0	\$8,210	\$26,684	\$34,894
Avon (CW-01)	\$5,457	\$2,333	\$1,000	\$8,789
Baltic (CW-01)	\$27,440	\$606	\$242	\$28,289
Baltic (CW-02)	\$7,713	\$1,828	\$366	\$9,906
Baltic (CW-03)	\$18,764	\$15,327	\$2,787	\$36,878
Belle Fourche (CW-03)	\$92,613	\$26,416	\$13,208	\$132,237
Belle Fourche (CW-04)	\$74,435	\$29,750	\$12,750	\$116,935
Beresford (CW-02)	\$20,517	\$17,597	\$3,199	\$41,312
Beresford (CW-03)	\$13,673	\$13,286	\$2,416	\$29,375
Bison (CW-01)	\$26,045	\$6,729	\$1,346	\$34,120
Blunt (CW-01)	\$17,348	\$11,731	\$5,027	\$34,107
Bonesteel (CW-01)	\$9,317	\$8,513	\$1,548	\$19,378
Brandon (CW-06)	\$111,051	\$46,624	\$15,541	\$173,216
Brant Lake Sanitary District (CW-01)	\$44,993	\$37,358	\$6,792	\$89,144
Brentford (CW-01)	\$4,313	\$3,941	\$717	\$8,971
Bridgewater (CW-02)	\$19,347	\$1,988	\$596	\$21,931
Bridgewater (CW-03)	\$6,988	\$5,430	\$987	\$13,405
Bridgewater (CW-04)	\$33,127	\$29,428	\$11,036	\$73,592
Bristol (CW-01)	\$21,598	\$21,305	\$3,874	\$46,777
Britton (CW-02)	\$19,235	\$800	\$320	\$20,355
Britton (CW-03)	\$47,857	\$9,998	\$2,000	\$59,855
Britton (CW-04)	\$64,460	\$32,372	\$5,886	\$102,718
Brookings (CW-03)	\$19,971	\$5,055	\$1,011	\$26,037
Brookings (CW-04)	\$16,519	\$4,864	\$973	\$22,356
Brookings (CW-05)	\$11,223	\$3,211	\$642	\$15,076
Brookings (CW-06)	\$95,032	\$30,412	\$6,082	\$131,527
Brookings (CW-07)	\$1,285,198	\$257,355	\$46,792	\$1,589,344
Brookings (CW-09)	\$20,184	\$8,079	\$1,616	\$29,879
Brookings (CW-10)	\$34,747	\$12,214	\$6,107	\$53,069
Burke (CW-01)	\$9,027	\$1,187	\$356	\$10,570
Canistota (CW-01)	\$5,768	\$3,824	\$695	\$10,286

Borrower	Principal	Interest	Admin Surcharge	Total
Canistota (CW-02)	\$5,244	\$3,803	\$691	\$9,739
Canistota (CW-03)	\$9,505	\$8,821	\$1,604	\$19,929
Canistota (CW-04)	\$8,768	\$8,465	\$2,540	\$19,772
Canova (CW-01)	\$2,329	\$1,749	\$318	\$4,395
Canton (CW-02)	\$39,215	\$1,890	\$756	\$41,861
Canton (CW-03)	\$84,804	\$19,422	\$3,884	\$108,110
Canton (CW-04)	\$19,347	\$16,328	\$2,969	\$38,643
Canton (CW-05)	\$35,853	\$37,185	\$11,155	\$84,193
Castlewood (CW-01)	\$11,095	\$139	\$56	\$11,290
Castlewood (CW-02)	\$9,625	\$989	\$297	\$10,911
Cavour (CW-01)	\$1,657	\$1,695	\$508	\$3,860
Cavour (CW-02)	\$3,348	\$3,133	\$1,343	\$7,824
Centerville (CW-01)	\$33,529	\$956	\$383	\$34,867
Centerville (CW-02)	\$10,158	\$9,137	\$1,661	\$20,956
Centerville (CW-03)	\$5,980	\$3,791	\$1,625	\$11,395
Chamberlain (CW-05)	\$28,636	\$2,837	\$1,702	\$33,175
Chancellor (CW-01)	\$14,094	\$13,902	\$2,528	\$30,524
Chancellor (CW-02)	\$6,014	\$488	\$244	\$6,746
Chancellor (CW-03)	\$0	\$7,783	\$3,891	\$11,674
Claremont (CW-01)	\$9,834	\$8,736	\$3,276	\$21,845
Clark (CW-01)	\$26,006	\$1,253	\$501	\$27,761
Clark (CW-02)	\$46,904	\$40,894	\$12,268	\$100,066
Clear Lake (CW-02)	\$42,016	\$3,729	\$1,119	\$46,865
Colman (CW-01)	\$31,379	\$27,347	\$4,972	\$63,698
Colman (CW-02)	\$7,122	\$6,712	\$1,220	\$15,055
Colton (CW-02)	\$6,835	\$2,129	\$426	\$9,389
Colton (CW-03)	\$46,131	\$31,590	\$13,538	\$91,259
Crooks (CW-03)	\$51,629	\$37,159	\$15,925	\$104,714
Custer (CW-04)	\$44,067	\$14,868	\$2,974	\$61,908
Custer (CW-05)	\$0	\$22,600	\$6,954	\$29,554
Dell Rapids (CW-03)	\$59,883	\$9,646	\$2,894	\$72,422
Dell Rapids (CW-04)	\$51,443	\$10,262	\$3,079	\$64,784
Dell Rapids (CW-06)	\$28,614	\$10,158	\$2,032	\$40,804
Dell Rapids (CW-07)	\$59,319	\$17,241	\$3,448	\$80,007
Dell Rapids (CW-08)	\$44,359	\$45,361	\$13,608	\$103,329
Dell Rapids (CW-09)	\$58,379	\$16,476	\$16,476	\$91,331
Dell Rapids (CW-09NPS)	\$2,349	\$1,774	\$1,774	\$5,897
Dell Rapids (CW-10)	\$0	\$22,992	\$13,138	\$36,130
Dimock (CW-01)	\$9,667	\$9,885	\$2,966	\$22,518
Doland (CW-01)	\$4,047	\$329	\$197	\$4,573

Borrower	Principal	Interest	Admin Surcharge	Total
Dupree (CW-01)	\$11,359	\$10,379	\$1,887	\$23,626
Dupree (CW-02)	\$4,674	\$4,191	\$1,257	\$10,123
Eagle Butte (CW-02)	\$35,194	\$32,036	\$9,611	\$76,840
Elk Point (CW-06)	\$30,244	\$5,191	\$1,038	\$36,474
Elk Point (CW-07)	\$2,811	\$3,168	\$950	\$6,928
Elk Point (CW-08)	\$0	\$16,043	\$6,876	\$22,919
Elkton (CW-01)	\$19,201	\$4,860	\$972	\$25,033
Elkton (CW-02)	\$192,307	\$754	\$28,292	\$221,354
Emery (CW-01)	\$22,524	\$22,385	\$6,715	\$51,624
Ethan (CW-01)	\$12,307	\$11,245	\$2,045	\$25,597
Eureka (CW-01)	\$46,066	\$22,558	\$4,101	\$72,725
Faulkton (CW-01)	\$20,052	\$18,038	\$3,280	\$41,369
Fort Pierre (CW-03)	\$9,085	\$855	\$342	\$10,282
Fort Pierre (CW-05)	\$8,782	\$2,158	\$432	\$11,372
Fort Pierre (CW-06)	\$5,663	\$4,780	\$869	\$11,312
Fort Pierre (CW-07)	\$0	\$63,859	\$19,649	\$83,508
Freeman (CW-03)	\$41,816	\$17,746	\$3,549	\$63,111
Garretson (CW-02)	\$26,825	\$5,775	\$1,733	\$34,333
Garretson (CW-03)	\$28,190	\$18,821	\$8,066	\$55,078
Garretson (CW-04)	\$22,820	\$14,221	\$4,376	\$41,416
Gettysburg (CW-01)	\$28,020	\$6,417	\$1,283	\$35,721
Gregory (CW-01)	\$12,634	\$2,893	\$579	\$16,106
Gregory (CW-02)	\$24,546	\$932	\$266	\$25,744
Gregory (CW-03)	\$11,268	\$3,274	\$1,637	\$16,180
Groton (CW-09)	\$6,937	\$30	\$9	\$6,976
Harrisburg (CW-03)	\$72,239	\$46,796	\$14,039	\$133,074
Harrisburg (CW-04)	\$32,141	\$11,126	\$2,225	\$45,492
Harrisburg (CW-05)	\$70,880	\$22,075	\$4,415	\$97,370
Harrisburg (CW-07)	\$546,169	\$397,941	\$170,546	\$1,114,656
Hartford (CW-05)	\$29,766	\$4,571	\$1,371	\$35,708
Hartford (CW-06)	\$36,925	\$23,409	\$10,033	\$70,366
Hecla (CW-01)	\$4,784	\$1,211	\$242	\$6,237
Hermosa (CW-01)	\$12,990	\$1,940	\$353	\$15,282
Herreid (CW-01)	\$18,629	\$14,967	\$2,721	\$36,318
Hot Springs (CW-02)	\$60,465	\$17,804	\$3,561	\$81,830
Hoven (CW-01)	\$11,088	\$11,436	\$2,079	\$24,603
Humboldt (CW-01)	\$8,024	\$7,524	\$2,257	\$17,805
Humboldt (CW-03)	\$44,192	\$31,417	\$13,464	\$89,074
Humboldt (CW-04)	\$10,671	\$1,173	\$704	\$12,549
Hurley (CW-01)	\$22,250	\$18,174	\$3,304	\$43,728

Borrower	Principal	Interest	Admin Surcharge	Total
Hurley (CW-02)	\$4,521	\$3,028	\$932	\$8,480
Huron (CW-05)	\$241,208	\$11,992	\$368,992	\$622,192
Interior (CW-01)	\$8,568	\$2,659	\$484	\$11,710
Irene (CW-01)	\$15,137	\$14,486	\$2,634	\$32,258
Irene (CW-02)	\$22,708	\$16,422	\$6,158	\$45,288
Java (CW-01)	\$7,997	\$6,532	\$1,188	\$15,716
Jefferson (CW-01)	\$10,756	\$590	\$236	\$11,582
Kennebec (CW-01)	\$5,185	\$14,602	\$4,381	\$24,168
Kennebec (CW-02)	\$9,128	\$8,686	\$2,606	\$20,419
Keystone (CW-01)	\$17,286	\$8,503	\$2,834	\$28,623
Lake Madison Sanitary District (CW-03)	\$10,254	\$9,334	\$2,800	\$22,388
Lake Norden (CW-01)	\$22,304	\$15,082	\$6,464	\$43,850
Lake Norden (CW-02)	\$11,752	\$7,762	\$2,388	\$21,902
Lake Poinsett Sanitary District (CW-02)	\$33,409	\$20,196	\$5,505	\$59,110
Lake Poinsett Sanitary District (CW-03)	\$31,724	\$24,647	\$4,481	\$60,853
Lake Poinsett Sanitary District (CW-04)	\$42,326	\$41,462	\$12,439	\$96,227
Lead (CW-05)	\$13,783	\$940	\$282	\$15,005
Lead (CW-06)	\$13,380	\$2,358	\$708	\$16,446
Lead (CW-07)	\$7,330	\$1,915	\$383	\$9,628
Lead (CW-08)	\$37,296	\$15,273	\$3,055	\$55,623
Lead (CW-09)	\$33,409	\$3,281	\$1,640	\$38,330
Lennox (CW-04)	\$51,817	\$36,923	\$6,713	\$95,453
Lennox (CW-05)	\$31,922	\$30,085	\$5,470	\$67,477
Lennox (CW-06)	\$41,628	\$42,568	\$12,770	\$96,966
Lennox (CW-07)	\$35,461	\$24,899	\$10,671	\$71,031
Lennox (CW-08)	\$18,235	\$15,997	\$5,999	\$40,231
Letcher (CW-01)	\$11,806	\$11,298	\$2,054	\$25,159
Madison (CW-02)	\$274,524	\$50,496	\$15,149	\$340,168
Marion (CW-01)	\$49,590	\$33,678	\$9,180	\$92,448
Marion (CW-03)	\$2,239	\$1,525	\$469	\$4,233
McLaughlin (CW-01)	\$24,098	\$20,337	\$3,698	\$48,133
Mellette (CW-01)	\$7,005	\$4,521	\$1,391	\$12,917
Menno (CW-01)	\$9,720	\$2,539	\$508	\$12,768
Menno (CW-02)	\$60,905	\$52,351	\$9,518	\$122,774
Miller (CW-03)	\$46,161	\$30,819	\$13,208	\$90,188
Miller (CW-04)	\$8,848	\$22,643	\$9,704	\$41,195
Mina Lake Sanitary District (CW-01)	\$9,464	\$10,094	\$3,028	\$22,587
Mitchell (CW-02)	\$84,222	\$5,759	\$2,304	\$92,286
Mitchell (CW-03)	\$79,705	\$10,169	\$3,390	\$93,263
Mitchell (CW-03NPS)	\$7,772	\$1,060	\$353	\$9,185

Borrower	Principal	Interest	Admin Surcharge	Total
Mitchell (CW-04)	\$25,599	\$8,862	\$1,772	\$36,233
Mitchell (CW-05)	\$338,998	\$53,225	\$35,484	\$427,707
Mitchell (CW-05NPS)	\$21,941	\$5,309	\$3,540	\$30,790
Mitchell (CW-06)	\$160,725	\$24,856	\$16,571	\$202,151
Mitchell (CW-07)	\$0	\$12,365	\$8,243	\$20,608
Mitchell (CW-08)	\$38,701	\$10,137	\$6,758	\$55,596
Mobridge (CW-05)	\$65,434	\$25,775	\$8,592	\$99,801
Montrose (CW-02)	\$17,461	\$12,442	\$2,262	\$32,166
Montrose (CW-04)	\$7,950	\$5,327	\$1,639	\$14,916
Mount Vernon (CW-01)	\$34,364	\$26,249	\$4,772	\$65,385
Nisland (CW-01)	\$12,596	\$1,294	\$388	\$14,279
Northville (CW-01)	\$2,965	\$2,422	\$440	\$5,827
Onida (CW-01)	\$59,056	\$38,428	\$16,469	\$113,954
Onida (CW-02)	\$8,854	\$25,318	\$9,494	\$43,666
Parker (CW-01)	\$26,936	\$1,837	\$551	\$29,323
Parker (CW-02)	\$27,467	\$4,218	\$1,266	\$32,951
Parker (CW-03)	\$6,432	\$4,422	\$804	\$11,658
Parker (CW-04)	\$9,009	\$3,495	\$1,048	\$13,552
Parker (CW-05)	\$14,793	\$10,130	\$4,341	\$29,264
Parkston (CW-01)	\$34,703	\$6,652	\$1,996	\$43,350
Philip (CW-04)	\$16,928	\$4,844	\$881	\$22,652
Philip (CW-05)	\$15,831	\$13,361	\$2,429	\$31,621
Philip (CW-06)	\$9,944	\$6,809	\$2,918	\$19,671
Philip (CW-07)	\$11,660	\$7,985	\$3,422	\$23,067
Pierpont (CW-01)	\$677	\$171	\$49	\$897
Pierre (CW-04)	\$78,382	\$3,777	\$1,511	\$83,670
Pierre (CW-05)	\$32,858	\$7,602	\$2,281	\$42,740
Pierre (CW-06)	\$85,815	\$4,446	\$1,270	\$91,531
Pierre (CW-07)	\$111,524	\$51,789	\$17,263	\$180,575
Pierre (CW-08)	\$89,512	\$8,407	\$4,203	\$102,122
Pierre (CW-09)	\$0	\$178,342	\$59,447	\$237,789
Plankinton (CW-01)	\$22,776	\$18,604	\$3,383	\$44,762
Plankinton (CW-02)	\$23,023	\$2,198	\$1,319	\$26,540
Platte (CW-02)	\$41,398	\$28,707	\$12,303	\$82,409
Powder House Pass CID (CW-01)	\$279,682	\$233,752	\$42,500	\$555,935
Powder House Pass CID (CW-02)	\$173,514	\$106,430	\$45,613	\$325,557
Presho (CW-01)	\$59,569	\$42,874	\$18,375	\$120,818
Rapid City (CW-06)	\$261,460	\$64,061	\$12,812	\$338,333
Redfield (CW-02)	\$20,370	\$18,324	\$3,332	\$42,026
Renner Sanitary District (CW-01)	\$29,164	\$17,313	\$5,327	\$51,804

Borrower	Principal	Interest	Admin Surcharge	Total
Roscoe (CW-02)	\$15,483	\$31,503	\$11,814	\$58,800
Saint Lawrence (CW-01)	\$3,668	\$3,457	\$629	\$7,753
Salem (CW-01)	\$34,437	\$1,206	\$482	\$36,125
Salem (CW-03)	\$58,310	\$39,428	\$16,898	\$114,635
Scotland (CW-02)	\$22,123	\$16,899	\$3,072	\$42,094
Sinai (CW-01)	\$6,978	\$6,447	\$1,934	\$15,360
Sioux Falls (CW-21A)	\$709,115	\$45,832	\$22,916	\$777,863
Sioux Falls (CW-21B)	\$1,149,122	\$74,271	\$37,135	\$1,260,528
Sioux Falls (CW-21NPS)	\$204,400	\$13,211	\$6,605	\$224,217
Sioux Falls (CW-32)	\$1,159,226	\$1,451	\$363	\$1,161,040
Sioux Falls (CW-32NPS)	\$100,604	\$504	\$126	\$101,233
Sioux Falls (CW-33)	\$1,029,248	\$5,152	\$1,288	\$1,035,687
Sioux Falls (CW-33NPS)	\$76,601	\$383	\$96	\$77,080
Sioux Falls (CW-34)	\$1,301,073	\$37,556	\$10,730	\$1,349,359
Sioux Falls (CW-35)	\$1,028,985	\$36,682	\$24,455	\$1,090,122
Sioux Falls (CW-35NPS)	\$58,271	\$2,077	\$1,385	\$61,733
Sioux Falls (CW-36)	\$1,566,080	\$68,330	\$45,554	\$1,679,964
Sioux Falls (CW-36NPS)	\$80,187	\$3,499	\$2,332	\$86,018
Sioux Falls (CW-37)	\$690,914	\$30,146	\$20,097	\$741,157
Sioux Falls (CW-37NPS)	\$44,315	\$2,112	\$1,408	\$47,835
Sioux Falls (CW-38)	\$892,085	\$29,321	\$29,321	\$950,728
Sioux Falls (CW-38NPS)	\$57,826	\$1,901	\$1,901	\$61,627
Sioux Falls (CW-39)	\$827,169	\$28,290	\$28,290	\$883,749
Sioux Falls (CW-39NPS)	\$44,229	\$1,750	\$1,750	\$47,729
Sioux Falls (CW-40)	\$1,079,817	\$227,959	\$113,979	\$1,421,755
Sioux Falls (CW-40NPS)	\$28,730	\$12,577	\$6,289	\$47,596
Sioux Falls (CW-41)	\$143,139	\$89,471	\$38,345	\$270,955
Sioux Falls (CW-42)	\$265,655	\$17,785	\$17,785	\$301,224
Southern Missouri Recyc/Waste Mgmt Dist (CW-02)	\$6,023	\$188	\$54	\$6,264
Spencer (CW-01)	\$3,696	\$2,634	\$479	\$6,808
Springfield (CW-01)	\$43,066	\$38,257	\$14,346	\$95,669
Sturgis (CW-06)	\$353,705	\$245,274	\$105,117	\$704,097
Summerset (CW-01)	\$12,242	\$4,130	\$826	\$17,198
Summerset (CW-02)	\$42,331	\$28,262	\$12,112	\$82,705
Tea (CW-05)	\$33,226	\$948	\$379	\$34,553
Tea (CW-06)	\$44,386	\$7,150	\$2,145	\$53,681
Tea (CW-07)	\$44,525	\$9,845	\$1,969	\$56,339
Tea (CW-08)	\$105,925	\$218,712	\$67,296	\$391,933
Tea (CW-10)	\$34,157	\$22,302	\$6,862	\$63,322
Turton (CW-01)	\$5,088	\$5,095	\$926	\$11,109

Borrower	Principal	Interest	Admin Surcharge	Total
Tyndall (CW-01)	\$44,827	\$7,221	\$2,166	\$54,214
Tyndall (CW-02)	\$12,426	\$3,611	\$1,805	\$17,843
Valley Springs (CW-02)	\$21,958	\$1,647	\$494	\$24,099
Valley Springs (CW-03)	\$42,544	\$28,420	\$8,745	\$79,708
Vermillion (CW-05)	\$229,222	\$47,532	\$14,260	\$291,013
Vermillion (CW-06)	\$13,147	\$2,907	\$581	\$16,635
Vermillion (CW-07)	\$76,060	\$27,680	\$5,536	\$109,277
Vermillion (CW-08)	\$594,070	\$11,166	\$3,722	\$608,958
Vermillion (CW-09)	\$29,409	\$34,261	\$12,458	\$76,128
Vermillion (CW-10)	\$20,857	\$7,153	\$2,384	\$30,394
Viborg (CW-01)	\$10,996	\$8,400	\$1,527	\$20,923
Viborg (CW-02)	\$2,334	\$2,353	\$706	\$5,393
Volga (CW-01)	\$99,754	\$32,255	\$16,128	\$148,137
Wagner (CW-01)	\$7,800	\$1,256	\$377	\$9,433
Wakonda (CW-01)	\$14,863	\$5,409	\$1,082	\$21,353
Wall Lake Sanitary District (CW-01)	\$11,950	\$188	\$75	\$12,212
Wall Lake Sanitary District (CW-02)	\$3,536	\$2,984	\$543	\$7,063
Warner (CW-02)	\$22,018	\$13,969	\$2,540	\$38,527
Watertown (CW-05)	\$141,879	\$6,838	\$2,735	\$151,451
Watertown (CW-06)	\$63,065	\$6,193	\$3,096	\$72,354
Watertown (CW-06NPS)	\$6,287	\$537	\$269	\$7,093
Watertown (CW-07)	\$44,146	\$4,146	\$2,073	\$50,365
Watertown (CW-07NPS)	\$4,429	\$416	\$208	\$5,053
Watertown (CW-08)	\$28,638	\$2,690	\$1,345	\$32,673
Watertown (CW-08NPS)	\$3,204	\$301	\$150	\$3,656
Watertown (CW-10)	\$140,468	\$32,170	\$6,434	\$179,071
Watertown (CW-11)	\$9,761	\$2,550	\$510	\$12,821
Watertown (CW-12)	\$173,315	\$62,913	\$31,456	\$267,684
Watertown (CW-13)	\$16,938	\$36,917	\$12,306	\$66,160
Waubay (CW-02)	\$3,427	\$3,034	\$552	\$7,012
Waubay (CW-03)	\$19,376	\$21,247	\$6,374	\$46,997
Webster (CW-04)	\$7,800	\$9,019	\$2,775	\$19,594
Wessington Springs (CW-01)	\$10,114	\$4,515	\$1,505	\$16,133
Weston Heights Sanitary District (CW-01)	\$34,831	\$4,833	\$1,450	\$41,115
White Lake (CW-01)	\$7,810	\$7,025	\$1,277	\$16,113
Winner (CW-01)	\$58,074	\$8,919	\$2,676	\$69,669
Winner (CW-02)	\$18,540	\$5,304	\$1,061	\$24,904
Wolsey (CW-01)	\$8,789	\$1,753	\$526	\$11,068
Wolsey (CW-03)	\$27,636	\$7,906	\$1,581	\$37,123
Worthing (CW-02)	\$16,695	\$10,707	\$2,919	\$30,321

Borrower	Principal	Interest	Admin Surcharge	Total
Worthing (CW-03)	\$19,914	\$6,719	\$1,344	\$27,977
Yale (CW-01)	\$7,080	\$6,072	\$1,104	\$14,257
Yankton (CW-03)	\$416,821	\$6,541	\$2,616	\$425,978
Yankton (CW-04)	\$161,956	\$69,352	\$13,870	\$245,179
TOTAL	\$24,817,801	\$5,797,872	\$2,442,004	\$33,057,677

EXHIBITS IX - XI

CLEAN WATER SRF

FINANCIAL STATEMENTS
(UNAUDITED)

EXHIBIT IX
SOUTH DAKOTA BOARD OF WATER AND NATURAL RESOURCES
CLEAN WATER STATE REVOLVING FUND
STATEMENT OF NET POSITION
For the Fiscal Year Ended June 30, 2022

Assets	
Current Assets:	
Cash and Cash Equivalents	\$ 82,371,986.87
Investments	50,401,930.00
Due from Federal Government	740,271.15
Due from Other Governments	862,563.37
Accrued Interest Receivable	3,310,967.06
Loans Receivable	23,028,352.08
Total Current Assets	<u>160,716,070.53</u>
Noncurrent Assets:	
Investments	96,041,678.24
Net Pension Assets	83,788.00
Loans Receivable	329,359,983.60
Total Noncurrent Assets	<u>425,485,449.84</u>
Total Assets	<u>586,201,520.37</u>
Deferred Outflows of Resources	
Related to Pensions	113,846.00
Deferred Charge on Refunding	4,446,854.14
Total Deferred Outflows of Resources	<u>4,560,700.14</u>
Liabilities	
Current Liabilities:	
Accounts Payable	209,283.40
Accrued Liabilities	19,992.13
Compensated Absences Payable	18,067.59
Accrued Interest Payable	5,408,096.46
Cost of Issuance Payable	0.00
Bonds Payable - net of unamortized premium and discount	18,605,857.92
Total Current Liabilities	<u>24,261,297.50</u>
Noncurrent Liabilities:	
Compensated Absences Payable	15,722.55
Arbitrage Payable	34,436.06
Bonds Payable - net of unamortized premium and discount	298,652,002.95
Total Noncurrent Liabilities	<u>298,702,161.56</u>
Total Liabilities	<u>322,963,459.06</u>
Deferred Inflows of Resources	
Related to Pensions	183,544.00
Total Deferred Inflows of Resources	<u>183,544.00</u>
Net Position	
Restricted For Pension Obligations	14,090.00
Unrestricted	267,601,127.45
Total Net Position	<u>\$ 267,615,217.45</u>

The notes to the financial statements are an integral part of this statement.

EXHIBIT X
SOUTH DAKOTA BOARD OF WATER AND NATURAL RESOURCES
CLEAN WATER STATE REVOLVING FUND
STATEMENT OF REVENUES, EXPENSES, AND CHANGES IN NET POSITION
For the Fiscal Year Ended June 30, 2022

Operating Revenues:

Loan Interest Income	\$ 5,708,583.48
Other Income	2,381,385.97
Total Operating Revenues	<u>8,089,969.45</u>

Operating Expenses:

Administrative Expenses		
Personal Services	273,396.45	
Employee Benefits	86,178.60	
Travel	10,302.50	
Contractual	629,645.09	
Supplies	1,698.96	
Grants	1,969,421.11	
Other	1,715.30	
Total Administrative Expenses		2,972,358.01
Loan Principal Forgiveness Expense		1,629,856.00
Bond Issuance Costs		-
Interest Expense		10,372,409.98
Total Operating Expenses		<u>14,974,623.99</u>

Operating Income (Loss) (6,884,654.54)

Nonoperating Revenue (Expenses):

Federal Capitalization Grants	5,374,847.97
Other Income	396,061.62
Investment Income	3,613,935.58
Arbitrage Expense	(34,436.06)
Payments to State	(34,247.62)
Total Nonoperating Revenues (Expenses)	<u>9,316,161.49</u>

Change in Net Position 2,431,506.95

Net Position at Beginning of Year 265,183,710.50

Net Position at End of Year \$ 267,615,217.45

The notes to the financial statements are an integral part of this statement.

EXHIBIT XI
SOUTH DAKOTA BOARD OF WATER AND NATURAL RESOURCES
CLEAN WATER STATE REVOLVING FUND
STATEMENT OF CASH FLOWS
For the Fiscal Year Ended June 30, 2022

Cash Flows from Operating Activities:		
Receipts for Loan Repayments	\$ 38,695,518.78	
Receipts for Interest Income on Loans	5,862,630.29	
Receipts for Surcharge Interest on Loans	2,110,496.91	
Payments to Loan Recipients	(66,135,073.00)	
Payments for Employee Services	(336,779.72)	
Payments for Contractual Services	(692,729.35)	
Payment for Grants	(2,401,320.69)	
Payments for Principal Forgiveness	(1,629,856.00)	
Other Payments	(3,364.51)	
Net Cash Provided (Used) by Operating Activities	<u>(24,530,477.29)</u>	(24,530,477.29)
Cash Flows from Noncapital Financing Activities:		
Payments to State	(34,247.62)	
Principal Payments on Bonds	(14,685,000.00)	
Interest Payments on Bonds	(13,270,966.82)	
Bond Issuance Costs	-	
Bond Proceeds	-	
Receipts for Administering Program	5,346,289.00	
Other Income	210,183.25	
Net Cash Provided (Used) by Noncapital Financing Activities	<u>(22,433,742.19)</u>	(22,433,742.19)
Cash Flows from Investing Activities:		
Interest on Investments	3,681,019.29	
Proceeds from Sale of Investment Securities	111,454,937.32	
Purchase of Investment Securities	(95,738,075.76)	
Net Cash Provided (Used) by Investing Activities	<u>19,397,880.85</u>	19,397,880.85
Net Increase (Decrease) in Cash and Cash Equivalents		(27,566,338.63)
Cash and Cash Equivalents at Beginning of Year		<u>109,938,325.50</u>
Cash and Cash Equivalents at End of Year		<u>\$ 82,371,986.87</u>
Reconciliation of Operating Income to Net		
Cash Provided (Used) by Operating Activities		
Operating Income (Loss)		\$ (6,884,654.54)
Adjustments to Reconcile Net Income to Net Cash		
Provided (Used) by Operating Activities:		
Interest Expense	10,372,409.98	
Bond Issuance Expense	-	
Assets: (Increase)/Decrease		
Loans Receivable	(27,439,554.23)	
Accrued Interest Receivable on Loans	154,046.81	
Due from Other Governments	(270,889.06)	
Net Pension Assets	(83,291.00)	
Decrease/(Increase) in Deferred Outflows of Resources:		
Deferred Outflows of Resources - Related to Pensions	(33,548.00)	
Liabilities: Increase/(Decrease)		
Accounts Payable	(494,665.84)	
Accrued Employee Benefits	18,442.00	
Accrued Liabilities	12,622.58	
Increase/(Decrease) in Deferred Inflows of Resources:		
Deferred Inflows of Resources - Related to Pensions	118,604.00	
Total Adjustments	<u>(17,645,822.76)</u>	
Net Cash Provided by Operations		<u>\$ (24,530,477.30)</u>

**SOUTH DAKOTA BOARD OF WATER AND NATURAL RESOURCES
CLEAN WATER STATE REVOLVING FUND
NOTES TO THE FINANCIAL STATEMENTS
For the Fiscal Year Ended June 30, 2022**

1. SUMMARY OF SIGNIFICANT ACCOUNTING POLICIES

A. Authorizing Legislation

The 1988 South Dakota Legislature authorized the State Water Pollution Control Revolving Loan Fund Program, also known as the Clean Water State Revolving Fund (CWSRF) Loan Program. Additionally, the legislature appropriated \$1,200,000 and directed the South Dakota Conservancy District (SDCD) to administer the program. The SDCD was created by the Legislature under Chapter 46A-2 of the South Dakota Codified Law as a body politic and corporate for the purpose of constructing water resource facilities for the conservation, storage, distribution and utilization of water for municipal purposes within the State of South Dakota. The SDCD bonds do not constitute a debt of the State of South Dakota, or a pledge of the faith and credit of the State. Because the State of South Dakota is able to impose its will over the SDCD and the governing body is substantively the same as the governing body of the primary government, it is considered a blended component unit and, as such, the accompanying financial statements are included in the Annual Comprehensive Financial Report of the State of South Dakota. The Department of Agriculture and Natural Resources performs all of the functions of the South Dakota Conservancy District, except for quasi-legislative, quasi-judicial, advisory, and special budgetary functions, which are performed by the Board of Water and Natural Resources acting in its capacity as the Conservancy District. The CWSRF is a low interest loan program to finance the construction of wastewater facilities, storm sewers and non-point source pollution control projects. The program was created by the 1987 Clean Water Act amendments. Funds are provided to the states in the form of capitalization grants awarded annually through the United States Environmental Protection Agency. The federal capitalization grants are matched by state funds at a ratio of 5:1.

B. Fund Accounting

The CWSRF is accounted for as an enterprise fund. An enterprise fund is a proprietary fund type used to report an activity for which a fee is charged to external users for goods or services.

C. Basis of Accounting

The CWSRF follows the accrual basis of accounting. This method of accounting recognizes the financial effect of transactions, events, and interfund activities when they occur, regardless of the timing of related cash flows.

D. Cash and Cash Equivalents

For purposes of the accompanying statement of net position and statement of cash flows all highly liquid investments with original maturities of 90 days or less are considered to be cash equivalents.

E. Investments

Investments are reported at fair value except for Guaranteed Investment Contracts, which are nonparticipating and, therefore, are recorded at carrying value. Unrealized gains and losses due to fluctuations in market value are included in investment income.

F. Premiums and Deferred Amounts on Refunding

Premiums and the deferred amount of refunding on bonds are amortized using the straight-line method over the life of the bonds to which they relate.

G. Revenue and Expense Recognition

Enterprise funds distinguish operating revenues and expenses from nonoperating items. Operating revenues and expenses generally result from providing services and producing and delivering items in connection with an enterprise fund's principal ongoing operations. The CWSRF records all revenues derived from interest on loans as operating revenues since these revenues are generated from the CWSRF's daily operations needed to carry out its purpose. Operating expenses include grants and subsidies, and contractual service expenses related to the administration of the CWSRF program.

H. Federal Capitalization Grant

Federal capitalization grants reported as nonoperating income in the statement of revenues, expenses, and changes in fund net position is a federally funded loan program. Information about the program is as follows:

CFDA Number:	66.458
Federal Agency:	Environmental Protection Agency
Program:	Clean Water State Revolving Fund
State Agency:	Agriculture & Natural Resources
Outstanding Loans:	\$352,388,335
Current Year	
Administrative Expense:	\$401,407
Loan Disbursement:	\$16,608,187

I. Net Position

Net Position is classified in the following two components:

- Restricted - Consists of net position with constraints placed on their use by (1) Master Trust Indenture and (2) law through enabling legislation.
- Unrestricted - Consists of net position that does not meet the definition of net investment in capital assets or restricted.

J. Pension

For purposes of measuring the net pension liability (asset), deferred outflows of resources and deferred inflows of resources related to pensions, and pension expense, information about the fiduciary net position of the South Dakota Retirement System (SDRS) and additions to/deletions from SDRS's fiduciary net position have been determined on the same basis as they are reported by SDRS. Clean Water SRF contributions and net pension liability (asset) are recognized on an accrual basis of accounting.

K. Deferred Outflows of Resources and Deferred Inflows of Resources

In addition to assets, the Statement of Net Position reports a separate section for deferred outflows of resources. Deferred outflows of resources represent consumption of net position that applies to future period or periods. These items will not be recognized as an outflow of resources until the applicable future period.

In addition to liability, the Statement of Net Position reports a separate section for deferred inflows of resources. Deferred inflows or resources represent acquisitions of net position that applies to a future period or periods. These items will not be recognized as an inflow or resources until the applicable future period.

2. CASH AND INVESTMENTS

Cash

Cash and Cash Equivalents at the end of FY21 consisted of Federated Government Obligations Funds. The South Dakota Conservancy District has adopted an Investment Policy to supplement the provisions of the Master Trust Indenture, various Series Resolutions and supplemental indentures and certain tax regulatory agreements related to the investment of funds.

Federated Government Obligations Fund was rated AAAM by Standard and Poor's Rating Group and as of 6/30/22 had a total annualized return of 0.02%.

Investments

Investments must be categorized within the fair value hierarchy established by generally accepted accounting principles. The hierarchy is based on the valuation inputs used to measure the fair value of the assets. Level 1 inputs are quoted prices in active markets for identical assets; Level 2 inputs are significant other observable inputs; Level 3 inputs are significant unobservable inputs.

US Bank which serves as trustee to the CWSRF uses a pricing service, FT Interactive, to value investments. FT Interactive uses market approach pricing which utilizes models and pricing systems as well as mathematical tools and pricing analyst judgment. All CWSRF investments are priced by this service, which is not quoted prices in an active market, but rather significant other observable inputs; therefore, the investments are categorized as Level 2.

Interest Rate Risk: Interest rate risk is the risk that changes in interest rates will adversely affect the fair value of an investment. The maturities of the investments as of June 30, 2022 are listed below.

Level 2

Investment	Maturities	Fair Value
US Treasury Bond	09/30/2022	\$3,983,360.00
US Treasury Bond	08/15/2022	\$2,750,605.00
US Treasury Bond	02/28/2023	\$1,720,267.50
US Treasury Bond	01/31/2024	\$3,460,205.00
		\$11,914,437.50

Investment	Maturities	Fair Value
Federal Agency Bond	07/21/2022	\$1,498,590.00
Federal Agency Bond	09/08/2023	\$2,204,406.75

Federal Agency Bond	07/01/2022	\$500,000.00
Federal Agency Bond	02/17/2023	\$991,760.00
Federal Agency Bond	09/06/2022	\$4,247,067.50
Federal Agency Bond	05/22/2023	\$6,107,687.50
Federal Agency Bond	12/20/2023	\$1,207,600.00
Federal Agency Bond	10/16/2023	\$999,294.52
Federal Agency Bond	06/19/2023	\$1,496,475.00
Federal Agency Bond	06/02/2023	\$1,461,660.00
Federal Agency Bond	07/01/2022	\$15,000,000.00
Federal Agency Bond	04/27/2023	\$1,710,747.50
Federal Agency Bond	06/26/2023	\$973,550.00
Federal Agency Bond	03/09/2023	\$7,960,160.00
		\$46,358,998.77

Credit Risk: Credit risk is the risk that an issuer or other counterparty to an investment will not fulfill its obligations to the CWSRF.

Excluding investments explicitly guaranteed by the U.S. Government which are not considered to have credit risk, the CWSRF held Federal Agency Bonds with a fair value of \$46,358,999 which were rated AAA by Moody's Investor Services.

Custodial Credit Risk: Custodial credit risk is the risk that in the event of a bank failure, the Clean Water State Revolving Fund's investments may not be returned. As of June 30, 2022, \$88,170,172 of guaranteed investment contracts were uninsured and unregistered, with the securities held by its trust department, but not in the CWSRF's name and, as a result, were exposed to custodial credit risk. Also, investments were made in US Treasury Bonds with a market value of \$11,914,438 and in Federal Agency Bonds with a market value of \$46,358,999 were exposed to custodial credit risk.

Guaranteed Investment Contracts (GICS):

The CWSRF holds the following GICS where the rate of return is guaranteed.

	Maturities	Contract Value
Guaranteed Investment Contract	8/01/2025	\$17,150,943
Guaranteed Investment Contract	8/01/2026	\$71,019,229
		\$88,170,172

The South Dakota State Revolving Fund Master Trust Indenture requires any investment agreement to be with a guarantor whose long-term rating category is no lower than the two highest long-term rating categories. The investment is rated by Moody's Investors Service. The ratings for Guaranteed Investment Contracts are as follows:

Moody's Rating	Contract Value
Baa1*	\$ 88,170,172

* These guarantor's ratings are below the acceptable rating category (i.e., below Moody's Aa3). The Guaranteed Investment Contract investments have been fully collateralized with government securities in accordance with the provisions of Guaranteed Investment Contracts. These fully collateralized investments have a fair value that equates to contract value.

3. LOANS RECEIVABLE

Loans receivable consist of loans made to local governments through a loan agreement. In order for a borrower to receive a loan, evidence must be shown that the principal and interest of the loan will be repaid. Therefore, each local government must show the ability to impose utility rates, levy special assessments or collect sales taxes that will generate enough revenue to equal at least 110% of the annual principal and interest on the loan. Loans made from the CWSRF may be made at or below market interest rates and shall be fully amortized within thirty years of the date which is not more than one year following completion of the project financed. Interest rates are reduced for those loans shorter than thirty years.

The allowance for doubtful accounts is determined principally on the basis of loans that are in default. Receivables are reported at the gross amount and an allowance for doubtful accounts would reduce loan receivables by the outstanding loan balances that are in default. As of June 30, 2022, the District has no loans that are in default. Loans in default would be expensed only after it has been determined the collection process has been exhausted and all legal actions have been finalized.

4. LONG-TERM DEBT

The revenue bond issues outstanding as of June 30, 2022 are as follows:

Issue	Interest Rate	Maturity Through FY	Principal Balance
Series 2010AB			
Build America Bonds (BABs)			
State Match	4.084% - 5.646%	2031	\$ 2,010,000
Leveraged	4.084% - 5.646%	2031	19,545,000
Tax Exempt Bonds			
State Match	5.125%	2030	178,544
Leveraged	5.125%	2030	1,785,441
Series 2012A			
Taxable Bonds			
State Match	1.648% - 3.183%	2027	515,000
Leveraged	1.648% - 3.183%	2027	13,210,000
Series 2012B			
Tax Exempt Bonds			
State Match	4.000% - 5.000%	2023	100,000
Leveraged	4.000% - 5.000%	2031	5,125,000
Series 2014B			
Tax Exempt Bonds			
Leveraged	5.000%	2035	33,530,000
Series 2017A			
Taxable Bonds	1.410% - 2.149%	2023	1,575,000

State Match

Series 2017B

Tax Exempt Bonds

State Match	5.00%	2030	995,000
Leveraged	3.00%-5.00%	2038	59,165,000

Series 2018

Tax Exempt Bonds

Leveraged	5.00%	2039	52,420,000
-----------	-------	------	------------

Series 2020

Tax Exempt Bonds

Leveraged			76,310,000
-----------	--	--	------------

Total			263,273,985
Add: Unamortized Bond Premium			50,793,873
Total Net of Amortization			<u>\$ 314,067,861</u>

Future bond payments and future interest payments remaining as of June 30, 2022 are as follows:

Year Ended June 30	Principal	Interest	Total Principal and Interest
2023	15,335,000	12,657,132	27,992,132
2024	16,520,000	11,956,540	28,476,540
2025	17,130,000	11,189,916	28,310,916
2026	17,760,000	10,364,145	28,124,145
2027	16,852,861	9,536,841	26,389,342
2028-2032	77,871,124	35,772,884	113,644,008
2033-2037	61,835,000	18,117,575	79,952,575
2038-2043	43,160,000	5,501,250	48,661,250
TOTAL	<u>\$ 266,463,985</u>	<u>\$ 115,086,924</u>	<u>\$ 381,550,909</u>

Changes in long-term liabilities

	Beginning Balance	Additions	Reductions	Ending Balance	Due Within One Year
Revenue Bonds	\$281,148,985		\$ (14,685,000)	\$266,463,985	\$ 15,335,000
Add: Bond Premium	54,064,734		(3,270,858)	50,793,873	3,270,858
Total	335,213,719	0	(17,955,858)	\$317,257,858	18,605,858
Compensated Absences	15,348	\$18,442		33,790	18,068
Long-Term Liabilities	<u>\$ 335,229,067</u>	<u>\$ 18,442</u>	<u>\$(17,955,858)</u>	<u>\$ 317,291,648</u>	<u>\$ 18,623,926</u>

5. REFUNDED BONDS

The SDCD entered into a refunding whereby refunding bonds have been issued to facilitate defeasance of the District’s obligation with respect to certain bond issues. The proceeds of the refunding issues have been placed in irrevocable escrow accounts and invested in U.S. Treasury obligations that, together with interest earned thereon, will provide amounts sufficient for future payments of interest and principal on the issues being refunded. Refunded bonds and the related assets held in the trust are not included in the accompanying financial statements since the District has satisfied its obligations with respect thereto through consummation of the refunding transactions.

The 2017A refunding portion had an average interest rate of 1.73 percent which was used to refund \$725,000 of outstanding Taxable Series 2012B bonds with an average interest rate of 4.34 percent. The Series 2017B refunding portion had an average interest rate of 4.98 percent which was used to refund \$26,190,000 Tax-exempt Series 2012B bonds with an average interest rate of 5.03 percent. The net proceeds of the refunding portion of \$36,727,046 were deposited in an irrevocable trust with an escrow agent to provide for all the future debt service payments on the refunded portions. As a result, the refunded portion bonds are considered to be defeased and the liability for those bonds has been removed from the Statement of Net Position.

The advanced refunding resulted in a difference between the reacquisition price and the net carrying amount of the old debt of \$4,626,031. This difference is being charged to operations through 2032 using the effective-interest method. The District completed the advanced refunding for a net economic gain of \$2,810,001. The difference between the cash flows of the refunded bonds and the refunding bonds is a \$3,472,275 reduction in debt service payments.

Fully defeased bonds not yet paid to bondholders as of June 30, 2022, are as follows:

Bond Issues	Year of Defeasance	Original Amount Defeased
Series 2012B (01)	2018	\$ 725,000
Series 2012B	2018	26,190,000
		<u>\$ 26,915,000</u>

Series 2012B (01) and Series 2012B that were escrowed will be called on August 1, 2022.

6. COMMITMENTS

As of June 30, 2022, the CWSRF had loan commitments with borrowers worth \$109,415,793.

7. PENSION PLAN

The Department of Agriculture and Natural Resources, (DANR), participates in the South Dakota Retirement System (SDRS), a cost-sharing, multiple-employer defined benefit pension plan established to provide retirement, disability, and survivor benefits for employees of the State and its political subdivisions. Authority for establishing, administering, and amending plan provisions is found in SDCL 3-12. The SDRS issues a publicly available financial report that includes financial statements, footnote disclosures, and required supplementary information. That report may be obtained by contacting the SDRS in writing at South Dakota Retirement System, P.O. Box 1098, Pierre, SD 57501-1098 or by calling (605) 773-3731. Additionally, the State of South Dakota’s Annual Comprehensive Financial Report (ACFR) will report the State’s proportionate share of the plan. The ACFR can be obtained by writing to the Department of Legislative Audit, 427 South Chapelle, c/o 500 East Capitol, Pierre, South Dakota 57501 or by calling (605)773-3595.

State law requires employees to contribute 6 percent of their salary to the plan and the employer to contribute an amount equal to the employee's contribution. The right to receive retirement benefits vests after three years of credited service. DANR contributions to the SDRS for the fiscal years ended June 30, 2022, 2021, and 2020 were \$14,174 \$14,895, and \$17,696, respectively, equal to the required contributions each year.

The net pension asset was measured as of June 30, 2022 and the estimated SDRS was 100% funded. At June 30, 2022, CWSRF reported an asset of \$83,788 for its proportionate share of the net pension asset. At June 30, 2022, deferred outflows of resources and deferred inflows of resources related to pensions were reported from the following sources:

	Deferred Outflows of Resources	Deferred Inflows of Resources
Difference between expected and actual experience	\$ 3,008	\$ 220
Changes in assumption	96,356	41,960
Net difference between projected and actual earnings on pension plan investments	0	119,693
Changes in Proportionate Share	308	21,671
Contributions after the measurement date	14,174	-
Total	<u>\$ 113,846</u>	<u>\$ 183,544</u>

8. ANNUAL AND SICK LEAVE ACCRUAL

All employees earn annual leave. Upon termination, employees are eligible to receive compensation for their accrued annual leave balances. At June 30, 2022, a liability existed for accumulated annual leave calculated at the employee's June 30, 2022 pay rate in the amount of \$16,301. Employees who have been continuously employed by the State of South Dakota for at least seven years prior to the date of their retirement, voluntary resignation or death will receive payment for one-fourth of their accumulated sick leave balance. This payment is not to exceed the sum of twelve weeks of employee's annual compensation. At June 30, 2022, a liability existed for accumulated sick leave, calculated at each employee's June 30, 2022 pay rate in the amount of \$17,489. The total leave liability of \$33,790 at June 30, 2022 is shown as a liability on the balance sheet.

9. RISK MANAGEMENT

The Board of Water and Natural Resources and the Department of Agriculture and Natural Resources are exposed to various risks of loss related to torts; theft of, damage to, and destruction of assets; errors and omissions; injuries to employees; and natural disasters. The Department participates in the various programs administered by the State of South Dakota. These risk management programs are funded through assessments charged to participating entities. The risk management programs include; 1) coverage for risks associated with automobile liability and general tort liability (including public officials' errors and omissions liability, medical malpractice liability, law enforcement liability, and products liability) through the State's Public Entity Pool for Liability Fund, 2) coverage of employee medical claims through the State's health insurance program, 3) coverage for unemployment benefits through the State's

Unemployment Insurance Fund, and, 4) coverage for workers' compensation benefits through the State's Workers' Compensation Fund, 5) coverage for property loss through the South Dakota Property and Casualty Insurance Company, LLC. Financial information relative to the self-insurance funds administered by the State is presented in the State of South Dakota Annual Comprehensive Financial Report.

10. SUBSEQUENT EVENTS

During the week of October 12, 2022, the South Dakota Conservancy District intends to issue State Revolving Fund Program Bonds, Series 2022AB totaling approximately \$165,800,000. The Series 2022A Bonds are proposed taxable bonds being issued to provide funds sufficient, together with other available moneys, (a) to provide funds in the approximate amount of \$7,650,000 to be deposited to the Clean Water State Match Loan Account established with respect to the Series 2022A Bonds which, together with amounts derived from EPA and deposited into the Federally Capitalized Loan Account, are to be loaned to Borrowers, (b) to provide funds in the approximate amount of \$12,850,000 to be deposited to the Drinking Water State Match Loan Account established with respect to the Series 2022A Bonds which, together with amounts derived from EPA and deposited into the Federally Capitalized Loan Account, are to be loaned to Borrowers, (c) to provide

ADDENDUM A

FEDERAL FISCAL YEAR 2023

INTENDED USE PLAN

**SOUTH DAKOTA CLEAN WATER STATE REVOLVING FUND
FEDERAL FISCAL YEAR 2023 INTENDED USE PLAN**

INTRODUCTION

The state of South Dakota proposes to adopt the following Intended Use Plan (IUP) for Federal Fiscal Year (FFY) 2023 as required under Section 606(c) of the Clean Water Act.

The primary purpose of the IUP is to identify the proposed annual intended use of the amounts available to the Clean Water State Revolving Fund (SRF). The IUP has been reviewed by the public and reflects the results of that review.

The IUP includes the following:

1. List of projects and activities;
2. Goals, objectives, and environmental results;
3. Amount of funds transferred between the Clean Water SRF and the Drinking Water SRF;
4. Information on the activities to be supported;
5. Assurances and specific proposals;
6. Criteria and method for distribution of funds;
7. Sources and uses of funds; and
8. Bipartisan Infrastructure Law (BIL) Addendum for specific BIL fund uses and activities.

LIST OF PROJECTS AND ACTIVITIES

The IUP identifies potential municipal wastewater, storm water, and nonpoint source projects. A project must be on the project priority list, Attachment I, to be eligible for a loan. This list was developed from the State Water Plan and includes projects that did not designate Clean Water SRF loans as a funding source.

Projects may be added to the project priority list by the Board of Water and Natural Resources if the action is included on the meeting agenda at the time it is posted.

Priority ratings are based on the integrated project priority system established in ARSD 74:05:08:03.01. The general objective of the integrated priority system is to ensure that projects funded through the Clean Water SRF program address high priority water quality problems. This is accomplished with a priority system that ranks both municipal wastewater and nonpoint source pollution control projects on an equal basis. Projects and activities utilizing administrative surcharge funds are not required to be ranked and included on the project priority list.

The Clean Water SRF may be used for the following purposes:

1. Low-interest loans for secondary or more stringent treatment of any cost-effective alternatives, new interceptors and appurtenances, infiltration/inflow correction, new collectors, sewer system rehabilitation, expansion and correction of combined sewer overflows, decentralized wastewater treatment systems, and construction of new storm sewers. The

low-interest loans can be made for up to 100 percent of the total project cost;

2. Refinancing of existing debt obligations for municipal wastewater facilities if the debt was incurred and construction initiated after March 7, 1985; or
3. Nonpoint source pollution control projects and programs, including non-traditional projects (projects with a primary purpose other than water quality).

A determination of which projects are funded from the above-mentioned lists, the amount of assistance, and the financing terms and conditions will be made by the Board of Water and Natural Resources during FFY 2023.

GOALS, OBJECTIVES, AND ENVIRONMENTAL RESULTS

Long-term Goals and Objectives:

The long-term goals of the State Water Pollution Control Revolving Fund are to fully capitalize the Clean Water SRF, maintain or restore and enhance the chemical, physical, and biological integrity of the state's waters for the benefit of the overall environment, protect public health, and promote economic well-being.

Objectives:

1. Maintain a permanent, self-sustaining Clean Water SRF program that will serve in perpetuity as a financing source for wastewater treatment works projects and nonpoint source pollution control projects; and
2. Fulfill the requirements of pertinent federal, state, and local laws and regulations governing water pollution control activities while providing the

state and local project sponsors with maximum flexibility and decision-making authority regarding such activities.

Short-term Goal and Objectives:

The short-term goal of the Clean Water SRF is to fully capitalize the fund.

Objectives:

1. Ensure the technical integrity of Clean Water SRF projects through the review of planning, design plans and specifications, and construction activities;
2. Ensure compliance with all pertinent federal, state, and local water pollution control laws and regulations; and
3. Obtain maximum capitalization of the funds for the state in the shortest time possible.

Environmental Results:

States are required to quantify and report the environmental benefits being realized through the Clean Water SRF loan program. The reporting requirement is being satisfied using an on-line environmental benefits assessment developed by EPA in cooperation with the States and other organizations. A summary of the FFY 2023 loans and the resulting benefits will be provided in the end-of-year-annual report.

AMOUNT OF FUNDS TRANSFERRED BETWEEN THE CLEAN WATER SRF AND THE DRINKING WATER SRF

The Safe Drinking Water Act Amendments of 1996 and subsequent congressional action

allows states to transfer an amount equal to 33 percent of its Drinking Water SRF capitalization grant to the Clean Water SRF or an equivalent amount from the Clean Water SRF to the Drinking Water SRF. States can also transfer state match, investment earnings, or principal and interest repayments between SRF programs and may transfer a previous year's allocation at any time.

South Dakota has transferred \$15,574,320 from the Clean Water SRF program to the Drinking Water SRF program in past years. In fiscal year 2006 and 2011, \$7.5 million in leveraged bond proceeds and \$10 million of repayments, respectively, were transferred from the Drinking Water SRF program to the Clean Water SRF program. With the anticipated FFY 2023 capitalization grant, the ability exists to transfer more than \$63.9 million from the Clean Water SRF program to the Drinking Water SRF program. More than \$61.9 million could be transferred from the Drinking Water Program to the Clean Water SRF program. Table 2 on pages 10 and 11 details the amount of funds transferred between the programs and the amount of funds available to be transferred. This table includes BIL fund transfer authority and descriptions of transfers are provided in the BIL Addendum.

No base program transfers are expected in FFY 2023.

INFORMATION ON THE ACTIVITIES TO BE SUPPORTED

The primary type of assistance to be provided by the Clean Water SRF is direct loans including refinancing of existing debts where eligible. Loan assistance will be provided to municipalities, sanitary districts, counties, or other units of government for publicly owned

wastewater treatment facilities, storm sewers, and nonpoint source pollution control programs in accordance with the Clean Water SRF administrative rules adopted by the Board of Water and Natural Resources. With the adoption of the amended and restated Master Indenture in 2004, the Clean Water and Drinking Water SRF programs are cross-collateralized. This allows the board to pledge excess revenues on deposit in the Drinking Water SRF program to act as additional security for bonds secured by excess revenues on deposit in the Clean Water SRF program, and vice versa.

Sources of Loan Funds

Loan funds are derived from various sources and include federal capitalization grants, state match, leveraged bonds, borrowers' principal repayments, and interest earnings.

Capitalization Grants/State Match: Federal capitalization grants are provided to the state annually. These funds must be matched by the state at a ratio of 5 to 1. The fiscal year 2023 capitalization grant is expected to be \$5,681,000 which requires \$1,136,200 in state match. Bond proceeds will be used to match FFY 2022 capitalization grant funds.

For purposes of meeting FFY 2022 proportionality requirements, the South Dakota Clean Water SRF program will document the expenditure of repayments and bond proceeds in an amount equivalent to the entire required state match.

Leveraged Bonds: The South Dakota Conservancy District has the ability to issue additional bonds above that required for state match, known as leveraged bonds. It is anticipated that approximately \$100 million in leveraged bonds will be required in FFY 2022.

Borrowers' Principal Repayments: The principal repaid by the loan borrowers is used to make semi-annual leveraged bond payments. Any excess principal is available for loans. It is estimated that \$20 million in principal repayments will become available for loans in FFY 2022.

Interest Earnings: The interest repaid by the loan borrowers, as well as interest earned on investments, is dedicated to make semi-annual state match bond payments. Any excess interest is available for loans. It is estimated that \$1.0 million in interest earnings will become available for loans in FFY 2022.

Additional Subsidy - Principal Forgiveness

The 2010 and 2011 Clean Water SRF appropriations mandated that not less than 30 percent of the funds made available for Clean Water SRF capitalization grants be used by the State to provide additional subsidy to eligible recipients and shall only apply to the portion of the national allocation that exceeds \$1 billion. The 2012 through 2014 capitalization grants mandated additional subsidy be provided in an amount not less than 20 percent, but not more than 30 percent, of that portion of the national allocation that exceeds \$1,000,000,000. Additional subsidy may be in the form of forgiveness of principal, negative interest loans, or grants (or any combination of these).

Additional subsidy will be provided in the form of principal forgiveness. Municipalities and sanitary districts must have a minimum rate of \$30 per month based on 5,000 gallons usage or a flat rate to qualify for principal forgiveness. Other applicants must have a minimum rate of \$40 per month based on 5,000 gallons usage or a flat rate to qualify for principal forgiveness.

With the passage of the Water Resources Reform and Development Act (WRRDA) in June 2014, states may provide additional subsidization when the total amount appropriated for capitalization grants exceeds \$1,000,000,000. The BIL amendments require a minimum of 10 percent up to a maximum of 30 percent of the capitalization grant be provided as additional subsidy to a municipality that meet the affordability requirements established by the state or to projects that implement a process, material, technique, or technology with water efficiency, energy efficiency, mitigation of stormwater runoff or sustainability benefits.

The 2016 through 2022 appropriation acts required an additional 10 percent of the capitalization grant be used for additional subsidy and is available for any eligible borrower. At this time South Dakota will only provide this 10 percent to borrowers who meet the state's affordability criteria.

When determining the amount of principal forgiveness, the Board of Water and Natural Resources may consider the following decision-making factors, which are set forth in alphabetical order:

- (1) Annual utility operating budgets;
- (2) Available local cash and in-kind contributions;
- (3) Available program funds;
- (4) Compliance with permits and regulations;
- (5) Debt service capability;
- (6) Economic impact;
- (7) Other funding sources;
- (8) Readiness to proceed;
- (9) Regionalization or consolidation of facilities;
- (10) Technical feasibility;
- (11) Utility rates; and
- (12) Water quality benefits.

Table 3 on page 12 summarizes the amounts of principal forgiveness provided with the 2010 – 2023 capitalization grants.

In compliance with the WRRDA provisions South Dakota has adopted the affordability criteria below.

1. All applicants will be awarded points to determine principal forgiveness eligibility as follows:
 - a. Five points if an applicant’s median household income is equal to or less than 80 percent of the statewide median household income;
 - b. Three points if an applicant’s median household income is equal to or less than the statewide median household income and greater than 80 percent of the statewide median household income;
 - c. One point if the applicant’s 2010 census population is less than the applicant’s 2000 census population; and
 - d. One point if an applicant’s county unemployment rate is greater than the statewide unemployment rate.
2. If the boundaries of an applicant are located in more than one county, the unemployment rate of the county with the largest percentage of the applicant’s population will be used.
3. Applicants must receive a minimum of five points to be eligible for principal forgiveness in the upcoming fiscal year.

The source of median household income statistics will be the American Community Survey or other statistically valid income data

supplied by the applicant and acceptable to the board.

The source of unemployment rates will be the 2013 average unemployment rates as determined by the South Dakota Department of Labor and Regulation, Labor Force Statistics.

Systems that are eligible to receive principal forgiveness are identified in Attachment I and Attachment II. Attachment II - List of Projects to be Funded in FFY 2023 identifies \$10,178,907 in principal forgiveness.

Green Project Reserve

Recent Clean Water SRF appropriations mandated that to the extent there are sufficient eligible project applications, a portion of the funds made available for each year’s Clean Water SRF capitalization grant shall be used by the State for projects to address green infrastructure, water or energy efficiency improvements, or other environmentally innovative activities. These four categories of projects are the components of the Green Project Reserve.

Sufficient funds have been awarded to qualifying projects to meet the 2010 – 2020 capitalization grants Green Project Reserve requirements.

The Green Project Reserve requirement was included in the 2010 - 2022 capitalization grants and required that not less than 10 percent be made available for Green Project Reserve eligible projects. It is anticipated that the 2023 capitalization grant will include a requirement that not less than 10 percent be made available for Green Project Reserve eligible projects. South Dakota for several years has utilized incentive rate financing to help encourage borrowers to take additional loan funds for Section 319 non-point source

project funding. In South Dakota many non-point source projects include the purchase of easements adjacent to impaired waterbodies to install best management practices reducing nutrient loading into the streams. These activities are green projects as defined by EPA’s eligibility criteria and have been used to meet a portion of the 2016-2021 GPR requirements, additional funds are allocated to projects and as funds are expended, they will be recorded for GPR tracking. These projects will provide sufficient funds to meet the 10 percent requirement of the remaining 2021 - 2023 capitalization grants.

Interest Rates

Interest rates are reviewed periodically in comparison to established bond rating indexes to assure rates are at or below market rates as required. The SRF rates are then set to be competitive with other funding agencies.

The current interest rates for FFY 2023 are summarized in Table 1. The rates were adjusted in November 2022.

Projects for traditional wastewater or stormwater projects that include a nonpoint source component may receive the nonpoint source rate. The annual principal and interest payments are calculated for a loan at the higher base interest rate. Using the lower interest incentive rate, a loan is sized using the annual payment previously calculated. The difference in the two loan amounts is the amount of funding available for the nonpoint source component of the project.

Table 1 – Clean Water SRF Interest Rates

	Up to 5 Yrs	Up to 10 Yrs	Up to 20 Yrs	Up to 30 Yrs*
<u>Interim Rate</u>				
Interest Rate	2.50%			
Admin. Surcharge	0.00%			
Total	2.50%			
<u>Base Rate</u>				
Interest Rate	2.50%	2.75%	3.00%	
Admin. Surcharge	0.25%	0.25%	0.25%	
Total	2.75%	3.00%	3.25%	
<u>Nonpoint Source Incentive Rate</u>				
Interest Rate	1.75%	2.00%	2.25%	
Admin. Surcharge	0.25%	0.25%	0.25%	
Total	2.00%	2.25%	2.50%	

* Term cannot exceed useful life of the project.

Administrative Surcharge Activities

The interest rate includes an administrative surcharge as identified in Table 1. The surcharge was established to provide a pool of funds to be used for administrative purposes after the state ceases to receive capitalization grants. The administrative surcharge is also available for other purposes, as determined eligible by EPA and at the discretion of the Board of Water and Natural Resources and department. Recent emphasis has been on using the surcharge for purposes other than reserves for future program administration.

Administrative surcharges are being used for non-federal cost share for Total Maximum Daily Load (TMDL) assessment and implementation projects.

Additionally, administrative surcharges have been allocated to supplement the Consolidated program by providing water quality grants to Clean Water SRF eligible projects.

Beginning in fiscal year 2005, administrative surcharge funds were also provided to the planning districts to defray the cost of SRF application preparation and project administration. Reimbursement is \$10,500 per approved loan with payments made in \$3,500 increments as certain milestones are met. Future allocations for this activity are anticipated and will be based on expected loan demand.

The American Recovery and Reinvestment Act (ARRA) of 2009 and subsequent capitalization grants through 2014 had mandated implementation of Davis-Bacon prevailing wage rules. The WRRDA of 2014 included Davis-Bacon prevailing wage requirements for all capitalization grants going forward. Under joint powers agreements between the planning districts and the department, the planning districts are reimbursed \$1,600 per project to oversee compliance with the Davis-Bacon wage rate verification and certification.

Administrative Surcharge Uses in FFY 2023

As of September 30, 2022, \$2,217,038 of unobligated administrative surcharge funds is available. It is anticipated that the administrative surcharge will generate an additional \$1,800,000 in FFY 2023.

In FFY 2023, \$2,700,000 of administrative surcharge funds will be allocated. It is proposed to allocate \$2,200,000 to supplement the Consolidated and Section 319 programs with grants for wastewater and TMDL implementation projects.

Administrative surcharge funds will again be provided to the planning districts to defray the cost of SRF application preparation and project administration, which includes Davis-Bacon wage rate verification and certification.

The FFY 2023 allocation for these activities will be \$500,000.

Capitalization Grant Administrative Allowance

The WRRDA of 2014 provides three options to states to calculate the administrative fees available from each year's capitalization grant. States may use the larger of 1) an amount equal to four percent of the annual capitalization grant, 2) \$400,000 per year or 3) 1/5 of a percent of the current valuation of the Clean Water SRF fund based on the most recent previous year's audited financial statements.

The BIL allows states to use an amount equal to four percent of all grant awards to the Clean Water SRF for administrative purposes.

Four percent of the estimated fiscal year 2023 base capitalization grant and BIL Supplemental grant is \$631,240, and 1/5 of a percent of the current fund valuation of \$267,615,217 results in \$535,230 available for administrative fees. As a result, an administrative allowance of \$631,240 will be reserved for administrative purposes in FFY 2023. Of this amount, \$227,240 will be from the base grant and the remaining \$404,000 will be from the BIL Supplemental grant.

Capitalization Grant Technical Assistance Set-Aside

Passage of the BIL allows states the ability to use an amount up to two percent of all grant awards to the Clean Water SRF for technical assistance activities to small and rural systems. This includes the ability to provide funds for planning studies and for non-profit organizations to assist applicants in need of technical, managerial, or financial capacity training.

In fiscal year 2001, the board initiated the Small Community Planning Grant program to encourage proactive planning by small communities. The planning grants reimburse 80 percent of the cost of the study. Planning grants are available only to communities of 2,500 or less. Communities are reimbursed 80 percent of the cost of an engineering study, with the maximum grant amount for any project being \$10,000.

Prior to 2022 South Dakota utilized administrative surcharge funds to fund planning grants and a contract with Midwest Assistance Program for technical, managerial, or financial capacity training.

To fund these activities in FFY 2023 South Dakota will utilize two percent of the BIL general supplemental funds. No base CWSRF program funds will be allocated for this set-aside.

ASSURANCES AND SPECIFIC PROPOSALS

The state has assured compliance with the following sections of the law in the State/EPA Operating Agreement – XI Certification Procedures. In addition, the state has developed specific proposals on implementation of those assurances in the administrative rules promulgated by the Board of Water and Natural Resources.

Section 602(a) – Environmental Reviews – The state certifies that it will conduct environmental reviews of each project on Attachment II receiving assistance from the Clean Water SRF, as applicable. The state will follow EPA-approved National Environmental Policy Act (NEPA) like procedures in conjunction with such environmental reviews.

Section 602(b)(3) – Binding Commitments – The state certifies that it will enter into binding commitments equal to at least 120 percent of each quarterly grant payment within one year after receipt.

Section 602(b)(4) – Timely Expenditures of Funds – The state is committed to obligate Clean Water SRF moneys to eligible applicants as quickly and efficiently as possible to facilitate the financing of eligible projects and to initiate construction with a minimum of delay.

Section 602(b)(5) – First Use Enforceable Requirements – The state certifies that all major and minor wastewater treatment facilities identified as part of the National Municipal Policy (NMP) universe are:

1. in compliance, or
2. have received funding through various state and federal assistance programs and constructed a facility designed to produce an effluent capable of meeting the appropriate permit limits and achieve compliance with its discharge permit, or
3. have upgraded existing facilities or constructed new facilities through its own means to achieve compliance with its discharge permit.

Section 602(b)(6) – Compliance with Title II Requirements – The state certifies that it will comply as applicable.

Section 602(b)(13) – Cost Effectiveness Certification – The state will require Clean Water SRF assistance recipients and their consulting engineer to certify that they have studied and evaluated the cost effectiveness of the proposed project, and to the maximum extent practicable, have selected the alternative that maximizes the potential for

efficient water use, reuse, and recapture, and conservation and energy conservation.

Section 602(b)(14) – Procurement of Architectural and Engineering Services – The state will not provide Clean Water SRF assistance to projects for architectural or engineering services that are identified as an equivalency project in the annual report, unless the project has complied with the architectural and engineering procurement procedures identified in 40 U.S.C. 1101 *et seq.*

Section 608 – American Iron and Steel Provisions – The state certifies that it will require American Iron and Steel products to be utilized for all treatment works projects receiving assistance from the Clean Water SRF, as applicable.

Section 70914(a) of BIL – Build America, Buy America Provisions – The state certifies that it will require Build America, Buy America products to be utilized for all projects receiving assistance from the Clean Water SRF that are identified as an equivalency project in the annual report, unless exempted by an approved national or project specific waiver.

SRF Data System – Project data will be entered into the EPA SRF Data System on a quarterly basis.

CRITERIA AND METHOD FOR DISTRIBUTION OF FUNDS

The Clean Water SRF funds are distributed using the following criteria:

1. the availability of funds in the Clean Water SRF program;
2. the applicant’s need;

3. violation of health and safety standards; and

4. the applicant’s ability to repay.

The methods and criteria used are designed to provide the maximum flexibility and assistance that is affordable to the borrower while providing for the long-term viability of the fund.

Public Review and Comment – On May 25, 1988, a public hearing was held to review the initial Clean Water SRF rules and to receive comments. The Board of Water and Natural Resources approved the rules following the hearing. Revisions to the Clean Water SRF rules have been made periodically to reflect the needs of the program.

A formal public hearing was held for the South Dakota FFY 2023 Clean Water SRF Intended Use Plan on November 3, 2022.

Table 2 – Amounts Available to Transfer between State Revolving Fund Programs

Year	DWSRF Capitalization Grant	Amount Available for Transfer	Banked Transfer Ceiling	Base Program Transfers		Transfer Description	CWSRF Funds Available to Transfer	DWSRF Funds Available to Transfer
				Amount Transferred from CWSRF to DWSRF	Amount Transferred from DWSRF to CWSRF			
1997								
-	\$42,690,000	\$14,087,700	\$14,087,700				\$14,087,700	\$14,087,700
2001								
2002	\$8,052,500	\$2,657,325	\$16,745,025	\$7,812,960		CW Cap Grant/Match	\$8,932,065	\$16,745,025
2003	\$8,004,100	\$2,641,353	\$19,386,378	\$7,761,360		CW Cap Grant/Match	\$3,812,058	\$19,386,378
2004	\$8,303,100	\$2,740,023	\$22,126,401				\$6,552,081	\$22,126,401
2005	\$8,285,500	\$2,734,215	\$24,860,616				\$9,286,296	\$24,860,616
2006	\$8,229,300	\$2,715,669	\$27,576,285		\$7,500,000	Leveraged Bonds	\$12,001,965	\$20,076,285
2007								
-	\$38,094,000	\$12,571,020	\$40,147,305				\$24,572,985	\$32,647,305
2010								
2011	\$9,418,000	\$3,107,940	\$43,255,245		\$10,000,000	Repayments	\$27,680,925	\$25,755,245
2012	\$8,975,000	\$2,961,750	\$46,216,995				\$30,642,675	\$28,716,995
2013	\$8,421,000	\$2,788,930	\$48,995,925				\$33,421,605	\$31,495,925
2014	\$8,845,000	\$2,918,850	\$51,914,775				\$36,340,455	\$34,414,775
2015	\$8,787,000	\$2,899,710	\$54,814,485				\$39,240,165	\$37,314,485
2016	\$8,312,000	\$2,742,960	\$57,557,445				\$41,983,125	\$40,057,445
2017	\$8,241,000	\$2,719,530	\$60,276,975				\$44,702,655	\$42,776,975
2018	\$11,107,000	\$3,665,310	\$63,942,285				\$48,367,965	\$46,442,285
2019	\$11,103,000	\$3,663,990	\$67,606,275				\$52,031,955	\$50,106,275
2020	\$11,011,000	\$3,633,630	\$71,239,905				\$55,665,585	\$53,739,905
2021	\$11,001,000	\$3,630,330	\$74,870,235				\$59,295,915	\$57,370,235
2022	\$7,008,000	\$2,312,640	\$77,182,875				\$61,608,555	\$59,682,875
2023 (est)	\$7,008,000	\$2,312,640	\$79,495,515				\$63,921,195	\$61,995,515

BIL General Supplemental Transfers

Year	DWSRF Capitalization Grant	Amount Available for Transfer	Banked Transfer Ceiling	Amount Transferred from CWSRF to DWSRF	Amount Transferred from DWSRF to CWSRF	Transfer Description	CWSRF Funds Available to Transfer	DWSRF Funds Available to Transfer
2022	\$17,992,000	\$5,937,360	\$5,937,360				\$5,937,360	\$5,937,360
2023 (est)	\$20,800,000	\$6,864,000	\$12,801,360				\$12,801,360	\$12,801,360

BIL Emerging Contaminants Transfers

Year	DWSRF Capitalization Grant	Amount Available for Transfer	Banked Transfer Ceiling	Amount Transferred from CWSRF to DWSRF	Amount Transferred from DWSRF to CWSRF	Transfer Description	CWSRF Funds Available to Transfer	DWSRF Funds Available to Transfer
2022	\$7,555,000	\$2,493,150	\$2,493,150	\$459,000		CWSRF EC Grant	\$2,034,150	\$2,493,150
2023 (est)	\$7,555,000	\$2,493,150	\$4,986,300	\$1,032,000		CWSRF EC Grant	\$3,954,300	\$4,986,300

Table 3 – Principal Forgiveness Allowed and Awarded

Principal Forgiveness for all Borrowers*			
Year	Minimum	Maximum	Awarded from FY Grant
2010	\$1,497,982	\$4,993,274	\$4,993,274
2011	\$669,233	\$2,230,777	\$2,230,777
2012	\$383,922	\$575,882	\$575,882
2013	\$307,120	\$460,680	\$359,114
2014	\$372,924	\$559,386	\$548,729
2015	\$0	\$2,045,100	\$2,045,100
2016	\$652,500	\$2,610,000	\$2,610,000
2017	\$647,400	\$2,589,600	\$2,589,600
2018	\$785,900	\$3,143,600	\$3,143,600
2019	\$777,900	\$3,111,600	\$3,111,600
2020	\$778,000	\$3,112,000	\$3,112,000
2021	\$777,900	\$3,111,600	\$3,111,600
2022	\$1,136,200	\$2,272,400	\$0
2023 Est.	\$1,136,200	\$2,272,400	\$0
Totals	\$9,923,181	\$33,088,299	\$28,431,276

Year	BIL General Supplemental Principal Forgiveness*		BIL Emerging Contaminants Principal Forgiveness	
	Required Amount	Awarded from FY Grant	Required Amount	Awarded from FY Grant
2022	\$4,281,620	\$3,284,000	\$0**	\$0
2023 Est.	\$4,949,000	\$0	\$0**	\$0
Totals	\$9,230,620	\$3,284,000	\$0	\$0

* Principal Forgiveness will only be provided to eligible entities that meet the Affordability Criteria definition in ARSD 74:05:08:12.03 and described on pages 4 and 5 of the IUP.

** All of the CWSRF Emerging Contaminant allocation was transferred to the DWSRF for eligible emerging contaminants projects.

ATTACHMENT I

PROJECT PRIORITY LIST

Attachment I is a comprehensive list of projects that are eligible for Clean Water SRF loans. This list was developed from State Water Plan applications. Inclusion on the list carries no obligations to the Clean Water SRF program. Attachment II lists those projects expected to be funded in FFY 2023.

Priority Points	Loan Recipient	Project Number	Project Description	Estimated Loan Amount	Expected Loan Rate & Term	Principal Forgiveness Eligible	NPDES Permit Number
30	Whitewood	C461006-03	The treatment facility is currently out of compliance with discharge permit requirements. The project would repurpose the existing aeration basin to serve as an oxidation ditch to increase the ammonia removal capabilities and install a lift station to facilitate this process.	\$3,758,000	3.25%, 30 yrs		SD0021466
25	Parkston	C461062-03	Replacement or relining of 11,200 feet of clay sanitary sewer throughout the community, televising service lines for illegal sump pump connections, installation of an ammonia removal and disinfection system at the treatment lagoons, and dredging of the ponds to increase capacity.	\$5,900,000	3.25%, 30 yrs	Yes (Pending rate increase)	SD0022021
23	Spring/Cow Creek Sanitary District	C461493-02	Rehabilitation of the existing lagoon system or construction of a new subsurface wastewater dispersal system to address compliance issues.	\$1,043,337	3.25%, 30 yrs		SD0026751
21	Piedmont	C461462-01	Construction of a centralized collection system to eliminate on-site septic systems within the municipality and an activated sludge treatment facility.	\$4,500,000	3.00%, 20 yrs	Yes (Pending rate increase)	No Number

Priority Points	Loan Recipient	Project Number	Project Description	Estimated Loan Amount	Expected Loan Rate & Term	Principal Forgiveness Eligible	NPDES Permit Number
20	Rapid City	C461014-09	Upgrades to the south plant water reclamation facility to expand the treatment capacity and install equipment for nutrient removal processes and decommission the north plant treatment system.	\$145,000,000	3.00%, 20 yrs		SD0023574
20	Sioux Falls	C461232-48	Major replacement and upgrades to the city's water reclamation facility to improve treatment processes and expand the current treatment capacity to meet future growth needs (Phases 3 and 4).	\$11,675,000	2.75%, 20 yrs		SD0022128
18	Aberdeen	C461072-05	Rehabilitation of the main lift station and improvements to the wastewater treatment facility to provide additional capacity and provide the ability to meet anticipated future permit limits.	\$52,230,000	3.00%, 20 yrs		SD0020087
18	Mitchell	C461129-13	Construction of a new laboratory for the north plant and upgrades to the south portion of the wastewater treatment facility to include site improvements to the facility, headworks process improvements, refurbishing the blower building and motor control center, adding equalization storage, new activated sludge blower and aeration system, refurbishment of clarifiers, and installation of a new aerobic sludge digester for nutrient removal capacity.	\$23,500,000	3.25%, 30 yrs		SD0023361
18	Spearfish	C461030-04	Replacement and upsizing of sanitary Sewer along Colorado Boulevard and upgrades at the wastewater treatment facility to include mechanical and electrical equipment replacements for multiple processes at the facility.	\$8,521,000	3.25%, 30 yrs	Yes	SD0020044

Priority Points	Loan Recipient	Project Number	Project Description	Estimated Loan Amount	Expected Loan Rate & Term	Principal Forgiveness Eligible	NPDES Permit Number
18	Vermillion	C461022-12	Replacement of existing equipment and buildings at the wastewater treatment facility that are beyond their useful life to include the pretreatment, primary clarifiers, intermediate lift station, aeration basins, generator building, final clarifiers, anaerobic digester, disinfection, control building, electrical and controls, and site piping.	\$21,960,000	3.25%, 30 yrs	Yes (pending rate increase)	SD0020061
18	Watertown	C461029-16	Replacement and upgrades to the city's wastewater treatment facility to improve treatment processes and expand the current treatment capacity to meet future growth needs, replacement or relining of 10,700 feet of sanitary sewer, and rehabilitation of several lift stations.	\$35,042,000	3.00%, 20 yrs		SD0023370
18	Yankton	C461038-08	Relocation or rehabilitation of the wastewater treatment facility.	\$99,640,000	3.25%, 30 yrs		SD0023396
17	Rapid Valley Sanitary District	C461013-01	Construction of a new trunk sewer line and collection pipe to disconnect users from the city of Rapid City system and construction of a new wastewater treatment facility to provide capacity for a future population of 36,000 with the ability for nutrient removal and direct potable water reuse of the effluent.	\$51,575,000	3.00%, 20 yrs		No Number
16	Hartford	C461104-09	Construction of a regional wastewater treatment facility and conveyance system.	\$35,086,000	3.25%, 30 yrs		SD0021750

Priority Points	Loan Recipient	Project Number	Project Description	Estimated Loan Amount	Expected Loan Rate & Term	Principal Forgiveness Eligible	NPDES Permit Number
16	Mobridge	C461016-07	Upgrades at the wastewater treatment facility to include replacement of the screw pumps, grit handling equipment, and screening system, repairs to the facility roof and electrical equipment, relining of approximately 7,600 feet sanitary sewer lines.	\$3,000,000	3.25%, 30 yrs	Yes (Pending rate increase)	SD0020028
16	Rapid City	C461014-08	Construction of a landfill cap for waste cell #16, a landfill gas collection and control system, improvements to the existing gas collection system, and construction of new landfill disposal cell #15.	\$6,650,000	3.00%, 20 yrs		SD0023574
16	Vermillion	C461022-11	Construction of a new leachate pond that is at capacity and additional storage volume is needed.	\$1,300,000	1.875%, 10 years	Yes	Not Applicable
15	Beresford	C461187-05	Construction of a submerged attached growth reactor system at the wastewater treatment facility, dredging of sludge from cell 1. and installation of a disinfection system.	\$4,579,000	3.25%, 30 yrs	Yes	SD0020079
15	Britton	C461188-06	Rehabilitation of the main lift station, expansion of the south lift station and installation of sewer lines to serve residents currently using on-site treatment, and replacement of 2,300 feet of clay sanitary sewer pipe.	\$1,530,861	3.25%, 30 yrs		SD0022292

Priority Points	Loan Recipient	Project Number	Project Description	Estimated Loan Amount	Expected Loan Rate & Term	Principal Forgiveness Eligible	NPDES Permit Number
15	Custer	C461021-07	Upgrades at the wastewater treatment facility to include control building HVAC and electrical, standby generators, SCADA system, pond structures, pumps, interpond piping, installation of a submerged-attached-growth-reactor treatment system, related appurtenances, and UV disinfection and construction of a new lift station and forcemain with a new discharge point.	\$11,442,000	3.25%, 30 yrs	Yes	SD0023281
15	Gregory	C461126-05	Replacement and relining of the existing sanitary sewer collection lines, replacement of two existing lift stations, and improvements to the wastewater treatment facility to include new rip-rap, embankment shaping, and sludge removal.	\$15,958,700	3.25%, 30 yrs	Yes	SD0022179
15	Lennox	C461105-11	Construction of a 3.4-million-gallon equalization storage basin, installation of covers for the treatment basins, heating equipment for use during cold weather, and a solids dewatering press, and to make improvements to the existing facilities and the replacement of approximately 6,700 feet of sanitary sewer and 8,500 of storm sewer.	\$15,012,000	3.25%, 30 yrs		SD0021768
15	Springfield	C461071-02	Replacement or relining of 19,000 feet of clay sanitary sewer, construction of 25 acres of wastewater treatment lagoons, and 10-acres of artificial wetlands to replace the current wastewater treatment lagoons.	\$6,800,000	3.25%, 30 yrs	Yes (Pending rate increase)	SD0022047
15	Summerset	C461448-04	Expansion of the current wastewater treatment facility to 0.37 MGD to accommodate additional growth and new users.	\$9,995,000	2.00%, 20 yrs		SD0027758

Priority Points	Loan Recipient	Project Number	Project Description	Estimated Loan Amount	Expected Loan Rate & Term	Principal Forgiveness Eligible	NPDES Permit Number
14	Aurora	C461081-05	Replacement or relining of approximately 6,300 feet of sanitary sewer and 32 manholes, and construction of a submerged attached growth reactor system at the wastewater treatment facility.	\$10,898,000	3.25%, 30 yrs		SD0021661
14	Wessington Springs	C461210-03	Grading of the wastewater treatment facility site to redirect stormwater from over topping berms and entering the treatment ponds and installing riprap on the primary treatment cell.	\$575,000	3.25%, 30 yrs	Yes	SD0020460
14	Worthing	C461047-06	Replacement of 4,700 feet of clay sanitary sewer and 5,400 feet of storm sewer and, installation of submerged attached growth reactor at the treatment facility to increase capacity and meet new permit limits.	\$4,908,000	3.25%, 30 yrs		SD0021474
13	Box Elder	C461003-04	Replacement of the sewer interceptor line along SD Highway 14/16 and installation of a new sewer interceptor line to serve areas east of Box Elder.	\$5,800,000	3.25%, 30 yrs	Yes	SD0025186
13	Bryant	C461121-02	Replacement or lining of the entire collection system and extension of the collection system to serve houses within the city limits currently on septic systems.	\$8,702,000	3.25%, 30 yrs		SD0021555
13	Gayville	C461250-03	Replacement of 11,100 feet of clay sanitary sewer, installation of 2,250 feet of storm sewer, replacement of a lift station, and improvements at the wastewater treatment facility to include repair of the pond liner, and inlet/outlet structures and replacement of inter pond piping.	\$4,429,000	3.25%, 30 yrs		SD0022161

Priority Points	Loan Recipient	Project Number	Project Description	Estimated Loan Amount	Expected Loan Rate & Term	Principal Forgiveness Eligible	NPDES Permit Number
13	Harrisburg	C461065-09	Installation of sanitary sewer trunk lines to assure the necessary capacity exists in the collection system to serve current users and future development.	\$7,305,000	3.25%, 30 yrs		SD0023728
13	Henry	C461277-01	Relining or replacement of 19,000 feet of sanitary sewer, improvements to the wastewater treatment ponds to include installation of rip-rap, berm shaping, and upgrades to meet compliance requirements, and replacement of an existing lift station that is beyond its useful life.	\$8,047,800	3.25%, 30 yrs		SD0025151
13	Hermosa	C461278-03	Rehabilitating the lagoon system and construction of a new lagoon cell.	\$3,531,727	3.25%, 30 yrs		SD0022349
13	Irene	C461255-04	Replacement of 1,000 feet of force main and improvements to the lagoon system including construction of an inlet structure, installation of new control and effluent structures and removal of sludge from the ponds.	\$519,000	3.25%, 30 yrs	Yes	SD0022454
13	Mitchell	C461129-14	Dredging of Lake Mitchell to remove nutrient laden lakebed sediments.	\$38,465,000	3.00%, 20 yrs		SD0023361
13	Sturgis	C461068-08	Replacement of 31,500 feet of existing clay sanitary sewer.	\$19,751,760	3.25%, 30 yrs		SD0020052
13	Tulare	C461297-02	Construction of a new wastewater treatment cell to provide capacity, installation of interpond piping, and improvements to the wetlands, replacement of an existing lift station, forcemain and 400 feet of sanitary sewer main.	\$2,540,000	3.25%, 30 yrs		SD0021911
12	Dell Rapids	C461064-12	Replacement of 15,700 feet of sanitary sewer, 8,300 feet of service lines, 46 manholes and 7,000 feet of storm sewer.	\$23,702,000	3.25%, 30 yrs		SD0022101

Priority Points	Loan Recipient	Project Number	Project Description	Estimated Loan Amount	Expected Loan Rate & Term	Principal Forgiveness Eligible	NPDES Permit Number
12	Mission Hill	C461364-02	Construction of a new 1.8-acre artificial wetland for wastewater treatment, rehabilitation of the lift station, and televising 9,000 feet of sanitary sewer line to prioritize for future repairs.	\$662,000	3.25%, 30 yrs		SD0026611
12	Mitchell	C461129-15	Televising, replacing and relining areas of sanitary sewer collection lines throughout the city and replacement or rehabilitation of several lift stations.	\$23,100,000	3.25%, 30 yrs		SD0023361
12	Mitchell	C461129-16	Replacement of the South Harmon lift station and all deficient sanitary sewer lines as well as lines adjacent to cast iron or asbestos cement waterlines.	\$98,000,000	3.25%, 30 yrs		SD0023361
12	Powder House Pass Community Improvement District	C461471-04	Expansion of the current wastewater treatment facility to accommodate additional growth and installation of a new lift station and sanitary sewer lines to allow expansion into undeveloped areas.	\$7,500,000	3.00%, 20 yrs		SD0028615
12	Sioux Falls	C461232-46	Increase the capacity of the existing Pump Station 240 from 3.5 million gallons per day to 7 million gallons per day, install a parallel 30-inch forcemain from the pump station to the water reclamation facility.	\$35,500,000	3.00%, 20 yrs		SD0022128
12	Sioux Falls	C461232-45	Installation of two miles of sanitary sewer trunk main and related appurtenances in the northwest area of the city in what is known as basin 15 that will allow up to 1,200 acres of land for future development, and install best management practices in the Big Sioux River watershed.	\$21,065,500	1.25%, 20 yrs		SD0022128

Priority Points	Loan Recipient	Project Number	Project Description	Estimated Loan Amount	Expected Loan Rate & Term	Principal Forgiveness Eligible	NPDES Permit Number
12	Yankton	C461038-09	Installation and replacement of sanitary sewer collection lines in various locations of the city to replace old clay pipes and to install new sanitary sewer interceptors to provide needed conveyance capacity.	\$7,200,000	3.25%, 30 yrs		SD0023396
11	Beresford	C461187-06	Replacement of approximately 37,000 feet of sanitary sewer, televising portions of the collection system, and lining of the lift station wet wells.	\$9,186,000	3.25%, 30 yrs	Yes	SD0020079
11	Brandon	C461032-07	Replacement of approximately 6,800 feet of sanitary sewer and related appurtenances.	\$36,987,000	3.25%, 30 yrs		SD0025186
11	Box Elder	C461003-05	Replacement of approximately 2,800 feet of sanitary sewer lines with new larger lines to accommodate increased flows and future growth in the southwest portion of the city.	\$929,000	3.25%, 30 yrs	Yes	SD0022535
11	Harrisburg	C461065-10	Construction of a new westside trunk sewer to free capacity in the existing collection system for new and existing users and allow elimination of existing lift stations which requires installation of 13,200 feet of 24- to 30-inch sewer pipe	\$3,652,600	3.25%, 30 yrs		SD0023728
11	Madison	C461024-06	Replacement or relining of 15,300 feet of clay sanitary sewer and 3,700 feet of storm sewer throughout the community.	\$5,692,400	3.25%, 30 yrs	Yes	SD0020010
11	Sturgis	C461068-09	Installation of 11,500 feet of new 15-inch sanitary sewer trunk main along the alignment of Bear Butte Creek and replacement of 5,500 feet of 10-inch sanitary sewer on Dudley Street.	\$10,338,964	3.25%, 30 yrs	Yes	SD0020052
10	Canton	C461039-07	Replacement of the main lift station and approximately 6,000 feet of sanitary sewer.	\$2,801,000	3.25%, 30 yrs		SD0022489

Priority Points	Loan Recipient	Project Number	Project Description	Estimated Loan Amount	Expected Loan Rate & Term	Principal Forgiveness Eligible	NPDES Permit Number
10	Hot Springs	C461040-04	Replacement of approximately 5,640 feet of sewer lines and manholes under SD Highway 385/18.	\$800,000	3.25%, 30 yrs	Yes	SD0022918
10	Howard	C461127-03	Relining approximately 30,000 feet of sanitary sewer main to reduce infiltration and inflow.	\$4,399,000	3.25%, 30 yrs	Yes	SD0020613
10	Lake Preston	C461011-03	Replacement of approximately 13,000 feet of sanitary sewer and 3,500 feet of storm sewer.	\$6,913,000	3.25%, 30 yrs	Yes	SD0023655
10	Tea	C461028-12	Installation of 12,850 feet of new sanitary sewer trunk lines and 2,900 feet of storm sewer to serve users not connected to the city's sanitary sewer and undeveloped areas of the city.	\$5,649,000	3.25%, 30 yrs		SD0021784
10	Valley Springs	C461239-05	Replacement of 770 feet of clay sanitary sewer and dredging of the wastewater treatment lagoon to increase capacity.	\$2,658,000	3.25%, 30 yrs		SD0020923
9	Baltic	C461223-05	Replacement of the main lift station at the wastewater treatment facility.	\$718,600	3.25%, 30 yrs		SD0022284
9	Baltic	C461223-06	Replacement of approximately 7,000 feet of sanitary sewer, 7 manholes and other related appurtenances.	\$2,324,000	3.25%, 30 yrs		SD0022284
9	Box Elder	C461003-06	Installation of 16,500 feet of sewer trunk main to provide service to 870 acres in preparation of the Ellsworth Air Force Base expansion.	\$1,800,000	3.25%, 30 yrs	Yes	SD0025186
9	Box Elder	C461003-07	Installation of approximately 6,780 feet of sanitary sewer interceptor lines to provide for future development of 1,200 acres of land along Westgate Road south of I-90.	\$2,868,750	3.25%, 30 yrs	Yes	SD0025186
9	Box Elder	C461003-08	Installation of approximately 11,400 feet of sanitary sewer interceptor lines to provide for future development of land adjacent to Cheyenne Boulevard.	\$2,300,000	3.25%, 30 yrs	Yes	SD0025186

Priority Points	Loan Recipient	Project Number	Project Description	Estimated Loan Amount	Expected Loan Rate & Term	Principal Forgiveness Eligible	NPDES Permit Number
9	Bridgewater	C461112-06	Replacement of approximately 5,900 feet of storm sewer outfall line, and sewer replacement and drainage improvements throughout the city.	\$8,190,000	3.25%, 30 yrs	Yes	SD0021512
9	Britton	C461188-07	Replacement of sanitary sewer and installation of a lift station in the city's industrial area.	\$532,000	3.25%, 30 yrs		SD0022292
9	Chamberlain	C461044-07	Replacement of 2,000 feet of sanitary sewer and installation of 5,000 feet of new sanitary sewer to serve a new development.	\$2,676,000	3.25%, 30 yrs		SD0023698
9	Chancellor	C461122-05	Replacement of 3,600 feet of sanitary sewer, 13 manholes and 2,500 feet of storm sewer.	\$1,832,000	3.25%, 30 yrs		SD0023639
9	Crooks	C461227-06	Replacement of 6,200 feet of sanitary sewer and construction of a new lift station to support future development.	\$4,614,000	3.25%, 30 yrs		SD0020761
9	DeSmet	C461193-02	Replacement of 7,200 feet of clay sanitary sewer.	\$2,090,000	3.25%, 30 yrs		SD0021687
9	Flandreau	C461125-02	Replacement of 8,500 feet of clay sanitary sewer.	\$4,380,000	3.25%, 30 yrs	Yes	SD0021831
9	Freeman	C461017-04	Replacement of 7 blocks of sanitary and storm sewer.	\$1,298,328	3.25%, 30 yrs	Yes	SD0022110
9	Garretson	C461063-05	Replacement of 5,500 feet of sanitary sewer and 1,000 feet of storm sewer.	\$4,036,000	3.25%, 30 yrs		SD0022560
9	Harrisburg	C461065-11	Replacement of 16,000 feet of sanitary sewer, 6,200 feet of service lines, and 10,700 feet of storm sewer.	\$8,619,000	3.25%, 30 yrs		SD0023728
9	Lennox	C461105-12	Construction of new trunk sewer to free capacity in the existing collection system for new and existing users and allow elimination of existing lift stations which requires installation of 28,100 feet sewer pipe, 5,875 feet of new forcemain, and a new main lift station.	\$16,802,280	3.25%, 30 yrs		SD0021768

Priority Points	Loan Recipient	Project Number	Project Description	Estimated Loan Amount	Expected Loan Rate & Term	Principal Forgiveness Eligible	NPDES Permit Number
9	Kennebec	C461283-04	Replacement of 1,600 feet of storm sewer and related appurtenances.	\$2,833,062	3.25%, 30 yrs		SD0022861
9	Miller	C461128-06	Replacement of 1,750 feet of clay sanitary sewer on East 7th and Donlin Streets.	\$830,388	3.25%, 30 yrs		SD0022659
9	Parker	C461026-07	Replacement of 8,625 feet of clay sanitary sewer and 6,300 feet of storm sewer throughout the community.	\$4,575,000	3.25%, 30 yrs		SD0020940
9	Pickstown	C461378-02	Relining 4,085 feet the wastewater collection system.	\$1,400,000	3.25%, 30 yrs		SD0021881
9	Platte	C461130-04	Installation of approximately 3,500 feet of sanitary sewer and related appurtenances.	\$3,509,090	3.25%, 30 yrs	Yes	SD0020354
9	Salem	C461057-07	Replacement of the existing cast iron water pipe and in the western portion of the city, the project will also install new watermain to loop dead end lines at the edge of the community.	\$6,833,000	3.25%, 30 yrs		SD0020966
9	Salem	C461057-08	Replacement of sanitary sewer and installation of storm sewer in the city's industrial area.	\$2,040,000	3.25%, 30 yrs		SD0020966
9	Salem	C461057-09	Replacement or relining of 17,600 feet of clay sanitary sewer and installation of 4,000 feet of storm sewer.	\$8,015,000	3.25%, 30 yrs		SD0020966
9	Tyndall	C461131-04	Replacement of 47,700 feet of clay sanitary sewer and rehabilitation of a lift station.	\$13,860,000	3.25%, 30 yrs	Yes	SD0020133
9	Wagner	C461209-04	Replacement of 22,400 feet of clay sanitary sewer.	\$11,500,000	3.25%, 30 yrs	Yes	SD0020184
9	Webster	C461054-07	Replacement or relining of 24,500 feet of clay sanitary sewer.	\$7,557,775	3.25%, 30 yrs	Yes	SD0020320
9	White	C461118-02	Replacement or relining of approximately 13,000 feet of sewer lines and manholes throughout the city.	\$6,100,000	3.25%, 30 yrs	Yes (Pending rate increase)	SD0021636

Priority Points	Loan Recipient	Project Number	Project Description	Estimated Loan Amount	Expected Loan Rate & Term	Principal Forgiveness Eligible	NPDES Permit Number
8	Alcester	C461212-03	Replacement of 7,400 feet of collection pipe, cleaning and televising the remaining collection system to prioritize for future repairs.	\$1,643,400	3.25%, 30 yrs	Yes	SD0023639
8	Bowdle	C461243-02	Rehabilitation of the sanitary collection system and manholes and various improvements to the treatment ponds.	\$2,246,000	3.25%, 30 yrs	Yes	SD0030532
8	Colman	C461144-04	Replacement or relining of 6,000 feet of clay sanitary sewer and installation of 520 feet of storm sewer.	\$1,995,000	3.25%, 30 yrs		SD0022551
8	Colton	C461135-05	Replacement of 7,600 feet of sanitary sewer, 25 manholes and 1,000 feet of storm sewer.	\$2,343,000	3.25%, 30 yrs		SD0022322
8	Corsica	C461107-02	Replacement of 1,500 feet of sanitary sewer, 1,900 feet of storm sewer, and 5 manholes.	\$878,600	3.25%, 30 yrs		SD0021962
8	Dupree	C461247-04	Cleaning and televising of the collection system, replacement or relining of the entire collection system, replacement of the force main from the lift station to the treatment facility and removal of sludge from the lagoons.	\$3,617,737	3.25%, 30 yrs	Yes	SDG589116
8	Humboldt	C461254-06	Replacement of 7,000 feet of sanitary sewer, 3,000 feet of service line and relining of 1,200 feet of sewer.	\$3,572,000	3.25%, 30 yrs		SD0024015
8	Ipswich	C461133-03	Installation of 24,000 feet of storm sewer pipe and related appurtenances.	\$13,631,900	3.25%, 30 yrs		Not Applicable
8	Lake Andes	C461218-01	Replacement of an existing lift station and 1,500 feet of forcemain that is undersized and beyond its useful life.	\$1,230,000	3.25%, 30 yrs	Yes	SD0022004
8	Kimball	C461415-01	Replacement of existing sanitary sewer, storm sewer, and curb and gutter as a part of an approximately four block area of Main Street to be reconstructed.	\$850,000	3.25%, 30 yrs		SD0022772

Priority Points	Loan Recipient	Project Number	Project Description	Estimated Loan Amount	Expected Loan Rate & Term	Principal Forgiveness Eligible	NPDES Permit Number
8	North Sioux City	C461009-04	Installation of 4,000 feet of new sanitary sewer, 10,600 feet of forcemain, and a new lift station in a currently undeveloped area of the city.	\$3,521,310	3.25%, 30 yrs		SD0020311
8	Philip	C461205-08	Relining of 1,950 feet and replacement of 540 feet of clay sanitary sewer in the northeast part of the community.	\$353,500	3.25%, 30 yrs		SD0020303
8	Philip	C461205-09	Replacement or relining of 3,450 feet of clay sanitary sewer and installation of 375 feet of storm sewer.	\$3,164,500	3.25%, 30 yrs		SD0020303
8	Plankinton	C461110-04	Replacement or relining of 19,000 feet of clay sanitary sewer and installation of 250 feet of new sanitary sewer, 50 feet of forcemain, and a new lift station in a currently undeveloped area of the city.	\$5,075,000	3.25%, 30 yrs		SD0020958
8	Saint Lawrence	C461045-03	Replacement of 13,175 feet of clay sanitary sewer and rehabilitation of a lift station.	\$2,134,000	3.25%, 30 yrs		SD0020982
8	Wall	C461033-02	Replacement of 2,000 feet of clay sanitary sewer.	\$1,366,413	3.25%, 30 yrs		SD0020346
8	Wessington Springs	C461210-03	Replacement of 4.5 blocks of sanitary sewer on Second Street.	\$90,000	3.25%, 30 yrs	Yes	SD0020460
8	Wessington Springs	C461210-04	Replacement of 800 feet of sanitary sewer on College Avenue.	\$316,000	3.25%, 30 yrs	Yes	SD0020460
7	Beresford	C461187-07	Installation of 1,560 feet of sanitary sewer to serve new users.	\$228,750	3.25%, 30 yrs	Yes	SD0020079
7	Bison	C461139-04	Cleaning and televising the collection system, replacing or relining portions of the collection system, and various improvements to the wastewater treatment facility.	\$3,826,319	3.25%, 30 yrs		SD0022411
7	Chester Sanitary District	C461073-01	Replacement or relining of 11,000 feet of clay sanitary sewer.	\$3,600,000	3.25%, 30 yrs		SD0020338
7	Emery	C461248-03	Installation of 8,400 feet of storm sewer.	\$2,494,000	3.25%, 30 yrs		Not Applicable

Priority Points	Loan Recipient	Project Number	Project Description	Estimated Loan Amount	Expected Loan Rate & Term	Principal Forgiveness Eligible	NPDES Permit Number
7	Hudson	C461280-03	Replacement of 16,000 feet of sanitary sewer and service line.	\$8,146,000	3.25%, 30 yrs	Yes	SD0022471
7	Hurley	C461281-03	Replacement or relining of 2,500 feet of sanitary sewer and replacement of 7 manholes.	\$820,000	3.25%, 30 yrs		SD0021997
7	Keystone	C461074-02	Replacement of 2,000 feet of clay sanitary sewer on Bullion Street.	\$593,803	3.25%, 30 yrs	Yes	SD0024007
7	Lake Poinsett Sanitary District	C461027-06	Installation of 58,600 feet of sanitary sewer and 72 manholes to connect to houses currently on septic systems, rehabilitation of a lift station, construction of a new treatment pond and replacement of sanitary sewer in portions of the system to reduce I/I.	\$14,085,000	3.25%, 30 yrs		SD0026450
7	Timber Lake	C461260-02	Cleaning and televising the entire collection system, replacement or relining of approximately 16,400 feet of sewer lines, manholes, and related appurtenances throughout the city.	\$3,513,400	3.25%, 30 yrs	Yes (Pending rate increase)	SD0021903
7	Tyndall	C461131-05	Installation of 5,000 feet of new storm sewer, inlets, and curb and gutter to manage storm water flows.	\$2,930,000	3.25%, 30 yrs	Yes	Not Applicable
7	Webster	C461054-08	Installation of 1,150 feet of new storm sewer and inlets to manage storm water flows.	\$325,690	3.25%, 30 yrs	Yes	Not Applicable
7	Wilmot	C461077-02	Cleaning and televising of the south half of the collection system to determine the need for replacement or relining of the lines and replacement or relining of 15,400 feet of clay sanitary sewer in the north half of the collection system.	\$4,092,000	3.25%, 30 yrs	Yes (Pending rate increase)	SD0021024
7	Wolsey	C461262-04	The outfall line to the treatment ponds will be replaced. The existing line is old and includes no manholes which prohibits to city being able to properly clean and maintain the line.	\$255,725	3.25%, 30 yrs	Yes (pending rate increase)	SD0020249

Priority Points	Loan Recipient	Project Number	Project Description	Estimated Loan Amount	Expected Loan Rate & Term	Principal Forgiveness Eligible	NPDES Permit Number
6	Corona	C461088-01	Replacement of relining or 5,700 feet of sanitary sewer and 16 manholes, and installation of 3,600 feet of storm sewer.	\$1,926,000	3.25%, 30 yrs		SD0021814
6	Isabel	C461282-02	Cleaning and televising of the collection system and replacement or relining of the entire collection system.	\$1,823,547	3.25%, 30 yrs	Yes (Pending rate increase)	SD0020893
6	Newell	C461109-02	Installation of 2,050 feet of new sanitary sewer, 550 feet of forcemain, and a new lift station in a currently undeveloped area of the city.	\$708,878	3.25%, 30 yrs	Yes (Pending rate increase)	SD0020494
6	Peever	C461220-02	Replacement of 9,200 feet of clay sanitary sewer throughout the community, replacement of the lift station, and installation of rip-rap at the wastewater treatment lagoons.	\$1,606,500	3.25%, 30 yrs		SD0022756
6	Seneca	C461389-02	Improvements to the wastewater treatment facility to include access road, depth indicators, fencing, rip-rap and forcemain replacement, and cleaning and televising the collection system to prioritize for future improvements.	\$609,550	3.25%, 30 yrs		SD0026719
6	Stratford	C461394-01	Replacement of 8,800 feet of sanitary sewer, replacement of the existing sewer lift station, and cleaning and televising of the remaining collection system to prioritize for future repairs. Improvements to the wastewater treatment ponds to include installation of a new access road and fencing or replacement of the entire treatment system are necessary for continued treatment. The treatment improvements will be determined after collection system repair is complete.	\$5,139,335	3.25%, 30 yrs		No Number

Priority Points	Loan Recipient	Project Number	Project Description	Estimated Loan Amount	Expected Loan Rate & Term	Principal Forgiveness Eligible	NPDES Permit Number
6	Tripp	C461238-02	Installation of 5,000 feet of new storm sewer, inlets, and curb and gutter to manage storm water flows.	\$1,913,000	3.25%, 30 yrs	Yes (Pending rate increase)	SD0022403
6	Wessington	C461302-01	Cleaning and televising of the collection system to determine the need for replacement or relining of the lines, replacement or relining of 11,700 feet of existing clay sanitary sewer, replacement of a lift station, and various improvements to the wastewater treatment facility.	\$3,907,900	3.25%, 30 yrs	Yes (Pending rate increase)	SD0023591
5	Geddes	C461274-01	Installation of 3,600 feet of storm sewer and related appurtenances.	\$378,132	3.25%, 30 yrs	Yes (Pending rate increase)	SD0021849
5	Pukwana	C461417-01	Installation of 2,100 feet of new sanitary sewer to serve a currently undeveloped area of the city.	\$240,000	3.25%, 30 yrs	Yes	SD0022586
4	Lesterville	C461357-02	Installation of 6,700 feet of storm sewer and related appurtenances.	\$1,870,000	3.25%, 30 yrs		SD0022373
4	Ravinia	C461384-01	Installation of 5,000 feet of new storm sewer and inlets to manage storm water flows.	\$1,865,000	3.25%, 30 yrs	Yes (Pending rate increase)	No Number

ATTACHMENT II – LIST OF PROJECTS TO BE FUNDED IN FFY 2023

Priority Points	Loan Recipient	Project Number	Assistance Amount	Principal Forgiveness ¹	Funding Date	Expected Funding Source ²	Fund/Project Eligibility ^{3,4}
	<i>Green Project Reserve Information</i>						
Loans Expected							
16	Vermillion	C461022-11	\$1,300,000		Jan. 2023	Repay/Lev. Bonds	
12	Sioux Falls	C461232-45	\$21,065,500		Jan. 2023	2022/2023	
	<i>GPR Project Type: Green Infrastructure (Categorical) GPR Amount: TBD</i>						
11	Sturgis	C461068-09	\$10,338,964	\$3,101,689	Jan. 2023	Repay/Lev. Bonds	3
30	Whitewood	C461006-03	\$3,758,000		March 2023	Repay/Lev. Bonds	
18	Vermillion	C461022-12	\$21,960,000	\$6,588,000	March 2023	Repay/Lev. Bonds	3
16	Rapid City	C461014-08	\$6,650,000		March 2023	Repay/Lev. Bonds	
14	Wessington Springs	C461210-03	\$575,000	\$172,500	March 2023	Repay/Lev. Bonds	3
12	Sioux Falls	C461232-47	\$35,500,000		March 2023	2022/2023	
11	Harrisburg	C461065-10	\$3,652,600		March 2023	Repay/Lev. Bonds	
9	Lennox	C461105-12	\$16,802,280		March 2023	Repay/Lev. Bonds	
9	Salem	C461057-07	\$6,833,000		March 2023	Repay/Lev. Bonds	
8	Kimball	C461415-01	\$850,000		March 2023	Repay/Lev. Bonds	
7	Wolsey	C461262-04	\$255,725	\$76,718	March 2023	Repay/Lev. Bonds	3
13	Henry	C461277-01	\$8,047,800		June 2023	Repay/Lev. Bonds	
13	Mitchell	C461129-14	\$38,465,000		June 2023	Repay/Lev. Bonds	
10	Hot Springs	C461040-04	\$800,000	\$240,000	June 2023	Repay/Lev. Bonds	3

1. Principal forgiveness amounts shown for loans expected are estimates for planning purposes only.
2. Projects identified using capitalization grant funds are for equivalency requirements planning purposes only, actual projects used for capitalization grant equivalency will be identified on the FFY 2023 annual report.
3. Projects are anticipated to be funded in part utilizing capitalization grant principal forgiveness reserved for affordability criteria communities, this may be from funds within the base capitalization grant, BIL general supplemental, or BIL emerging contaminants grant allotments depending on project eligibility.
4. Projects identified are anticipated to be funded in part utilizing BIL emerging contaminants allotments.

**ATTACHMENT III
PROGRAM FUNDING STATUS**

Federal Fiscal Years 1989 – 2022

Capitalization Grants	\$224,170,200	
BIL Supplemental Grants	\$8,738,000	
State Match (Base and BIL)	\$45,707,840	
ARRA Grant	\$19,239,100	
Set-Asides (Base and BIL)	(\$10,919,899)	
Leveraged Funds	\$415,790,341	
Transfer FFY 2002 & 2003 Capitalization Grant and State Match to DWSRF	(\$15,574,320)	
Excess Interest as of September 30, 2022	\$130,815,133	
Excess Principal as of September 30, 2022	<u>\$206,633,350</u>	
 Total Funds Dedicated to Loan		 \$1,024,599,745
 Closed Loans made through September 30, 2022		 <u>(\$1,052,566,137)</u>
 Unclosed loans and available funds as of September 30, 2022		 (\$27,966,392)

Federal Fiscal Year 2023 Projections

Base Capitalization Grant	\$5,681,000	
BIL General Supplemental Grant	\$10,100,000	
State Match (combined total)	\$2,146,200	
Set-Asides (combined total)	(\$833,240)	
Projected Excess Principal Repayments	\$20,000,000	
Projected Unrestricted Interest Earnings	\$1,000,000	
Leveraged Bonds	<u>\$100,000,000</u>	
Projected FFY 2023 Loan Subtotal		\$138,093,960
 Unclosed loans and funds Available for Loans		 \$110,127,568
 Loans Awarded and Unclosed as of September 30, 2022		 (\$332,264,942)
 Total Funds Available for Loans		 <u>(\$222,137,374)</u>
 Loan Amount Identified on Attachment II - List of Projects to be Funded in FFY 2023		 <u>\$176,853,869</u>

Administrative Surcharge Funds Available as of September 30, 2022	
Restricted Account (Administrative Purposes Only)	\$342,846
Discretionary Account (Available for Water Quality Grants)	<u>\$1,874,192</u>
Total	\$2,217,038

**BIL EMERGING CONTAMINANTS
PROGRAM FUNDING STATUS**

Federal Fiscal Year 2022

CWSRF BIL Emerging Contaminants Grants	\$459,000	
State Match	\$0	
Set-Asides	(\$0)	
Transfer FFY 2022 Grant to DWSRF Emerging Contaminants	(\$459,000)	
	<hr/>	
Total Funds Dedicated to Loan		\$0
Closed Loans made through September 30, 2022		<hr/> (\$0)
Unclosed loans and available funds as of September 30, 2022		\$0

Federal Fiscal Year 2023 Projections

CWSRF BIL Emerging Contaminants Grant	\$1,032,000	
Transfer of FY 2023 Clean Water Emerging Contaminants Grant	(\$1,032,000)	
State Match	\$0	
Set-Asides	\$0	
	<hr/>	
Projected FFY 2023 Loan Sub-total		\$0
Unclosed loans and funds Available for Loans		\$0
Loans Awarded and Unclosed as of September 30, 2022		(\$0)
Total Funds Available for Loans		<hr/> <hr/> \$0
Loan Amount Identified on Attachment II - List of Projects to be Funded in FFY 2023		<hr/> \$0

Addendum to the 2022 CWSRF Intended Use Plan: Bipartisan Infrastructure Law

The Bipartisan Infrastructure Law (BIL), previously referred to as the Infrastructure Investment and Jobs Act, was signed into law on November 15, 2021. The BIL invests more than \$50 billion over the next five years in EPA water infrastructure programs including the State Revolving Funds. South Dakota's first year allotment for the CWSRF program totals \$9,197,000.

This addendum is to amend the existing [2022 CWSRF Intended Use Plan](#) (IUP) for changes to the CWSRF program required by the BIL, and for the distribution of BIL funds in 2022. The existing 2022 CWSRF IUP remains in effect and any changes to the CWSRF program or requirements described in the existing IUP are specifically outlined in this addendum.

The BIL funding will be issued through the CWSRF in two categories: 1) CWSRF BIL General Supplemental Funding and 2) CWSRF BIL Emerging Contaminants Funding. The IUP amendments and the BIL funding categories are described below.

BIL Funding Categories and Use of Funds

CWSRF BIL General Supplemental Funding

The BIL includes a general supplemental funding allotment of \$8,738,000 to South Dakota in 2022 for the CWSRF program. The existing CWSRF program as described in this IUP applies to this funding category and includes the following:

Eligibility

- Eligible entities and projects for this funding must be eligible under the existing CWSRF program.
- All CWSRF eligible projects must be listed on the existing Attachment I 2022 Project Priority List

Requirements

- Application, prioritization, and approval for funding will be the same as the existing CWSRF program.
- State match is 10% of the total amount of the capitalization grant in fiscal year 2022. Bond proceeds will be used to provide the matching funds.
- Loan interest rate and terms will be the same as the existing program.
- Forty-nine percent of the capitalization grant amount will be awarded as additional subsidization in the form of principal forgiveness. Additional subsidization will be provided to eligible entities that meet the Affordability Criteria established in ARSD 74:05:08:12.03. Applicants meeting the Affordability Criteria may be eligible for additional principal forgiveness from the base program.

Technical Assistance Set-Asides

BIL includes the following provision:

Additional Use of Funds--A State may use an additional 2 percent of the funds annually awarded to each State under this title for nonprofit organizations (as defined in section 104(w)) or State, regional, interstate, or municipal entities to provide technical assistance to rural, small, and tribal publicly owned treatment works (within the meaning of section 104(b)(8)(B)) in the State.

States have the flexibility to use up to an amount equal to two percent of its annual CWSRF capitalization grant for the purpose of hiring staff, nonprofit organizations, or regional, interstate, or municipal entities to assist rural, small, and tribal publicly owned treatment works. The form of that assistance is flexible and could include, but is not limited to, community outreach, technical evaluation of wastewater solutions, preparation of applications, preliminary engineering reports, and financial documents necessary for receiving SRF assistance. This provision applies to the base program, the BIL CWSRF General Supplemental fund, and the BIL CWSRF Emerging Contaminants fund.

The 2022 BIL CWSRF appropriation for infrastructure is \$8,738,000. The department intends to set-aside the eligible two percent (\$174,760) to provide planning grants to communities of 2,500 or less and provide technical assistance to rural communities through the through the contract with the Midwest Assistance Program. More information on these technical assistance activities is provided on pages 6 and 7 of the base program IUP.

Capitalization Grant Administrative Allowance

The BIL provides three options to states to calculate the administrative fees available from each year's capitalization grant. States may use the larger of 1) an amount equal to four percent of all grant awards to the CWSRF, 2) \$400,000 per year or 3) 1/5 of a percent of the current valuation of the Clean Water SRF fund based on the most recent previous year's audited financial statements.

Four percent of the fiscal year 2022 base capitalization grant and BIL Supplemental grant is \$576,760, and 1/5 of a percent of the current fund valuation of \$265,183,710 results in \$530,367 available for administrative fees. As a result, an administrative allowance of \$576,760 will be reserved for administrative purposes in FFY 2022. Of this amount, \$349,520 will be from the BIL Supplemental grant and the remaining \$227,240 from the base grant.

CWSRF BIL Emerging Contaminants Funding

The BIL includes funding allocation of \$459,000 to South Dakota in 2022 to be applied to clean water emerging contaminants. The Department proposes to transfer these funds to the DWSRF Emerging Contaminant Fund. Information regarding transferring funds can be found in the BIL Funding Applicable Provisions and Additional Requirements section.

CWSRF BIL Principal Forgiveness Eligibility Criteria

An eligible applicant may receive principal forgiveness from the CWSRF BIL General Supplemental Funding if it meets the Affordability Criteria established in ARSD 74:05:08:12.03 and outlined on pages 4 and 5 of the base program IUP.

Project Priority List and List of Projects Expected to be Funded

All projects identified on Attachment I -Project Priority List and Attachment II - List of Projects Expected to be Funded in FFY 2022 are eligible to receive BIL supplemental funding. Projects may be funded by a combination of BIL supplemental funds and base program funds.

BIL Funding Provisions and Additional Requirements

All provisions promulgated through statute, guidance, or regulations issued by EPA for the implementation of the CWSRF program will remain in effect (e.g. American Iron and Steel and Davis-Bacon related prevailing wage requirements) unless they are inconsistent with the BIL, capitalization grant conditions, or the requirements contained in the [EPA BIL SRF Implementation Memo](#) dated March 8, 2022.

The EPA BIL SRF Implementation Memo includes the following provisions summarized below:

1. Build America, Buy America Act: BIL creates the Build America, Buy America (BABA) Act domestic sourcing requirements for Federal financial assistance programs for infrastructure, including the SRF programs. For more specific information on BABA implementation, please refer to the Office of Management and Budget's Build America, Buy America Act Implementation Guidance. EPA will issue a separate memorandum for BABA after the United States Office of Management and Budget (OMB) publishes its guidance. The American Iron and Steel provisions of both the CWSRF and DWSRF continue to apply.

BABA applies to both the existing CWSRF program and BIL funding. This hereby amends the requirements in the 2022 CWSRF IUP to include the BABA requirement for the existing CWSRF program and to implement BABA for BIL funding. The OMB guidance and EPA memorandums mentioned above will determine the specific requirements for implementing and meeting the BABA requirement.

2. Reporting: States must use EPA's SRF Data System to report key BIL project characteristics and milestone information no less than quarterly. Additional reporting will be required through the terms and conditions of the grant award. The Federal Funding Accountability and Transparency Act (FFATA) of 2010 requires SRF programs to report on recipients that received federal dollars in the FFATA Subaward Reporting System (www.fsrs.gov).

3. Blending Funds and Cash Draws: States have the flexibility to craft single assistance agreements (e.g., loans) that contain multiple types of construction components and activities. These assistance agreements may commit funds from multiple BIL capitalization grants and base program funds. Upon

disbursement of funds, these assistance agreements may draw from both BIL and base SRF capitalization grants for eligible project components.

4. Green Project Reserve: If provided for in the annual appropriation, the green project reserve is applicable to the BIL capitalization grants for the corresponding fiscal year.

5. Inter-SRF Transfers: Per SRF statute and regulation, states have the flexibility to transfer funds between the CWSRF and DWSRF. Given BIL's requirements, authorities, and narrower SRF eligibilities, states may only transfer funds between the specific BIL appropriations in the equivalent CWSRF or DWSRF program. In other words, transfer of funds may occur between the CWSRF and DWSRF General BIL capitalization grants and between the CWSRF and DWSRF BIL Emerging Contaminants capitalization grants. Because there is no similar CWSRF appropriation to the DWSRF BIL LSLR appropriation, no funds may be transferred from or to the DWSRF BIL LSLR appropriation. States may not transfer BIL appropriations to or from base appropriations.

6. Federal Civil Rights Responsibilities, Including Title VI of the Civil Rights Act of 1964 is reviewed by the state to ensure requirements are met and applies to DWSRF and CWSRF programs for both base and BIL funding.

Public Review and Comment

On September 29, 2022, a public hearing notice seeking comments on the proposed addendum to the CWSRF 2022 Intended Use Plan was published in four newspapers of general circulation in different parts of the state. The department maintains a public notice page on its website <https://danr.sd.gov/public/default.aspx>, and interested parties are able to submit comments through the website. The addendum was made available during the public notice period for review and comment. The department sends out weekly updates to a list of interested parties who have subscribed for updates to the website. Upon posting the public notice on the department's website, the addendum was e-mailed to a list of interested parties that regular receive notice of Board of Water and Natural Resources activities. As part of the required board meeting notice the addendum was also available on the Boards and Commissions portal website <https://boardsandcommissions.sd.gov/Meetings.aspx?BoardID=108>.

ADDENDUM B

FEDERAL FISCAL YEAR 2022

ENVIRONMENTAL BENEFITS REPORTING

**Individual Benefits
Report**

Recipient	Loan Number	Closing Date	Assistance Amount
Alcester(01)	C461212-01	04/08/2022	\$3,710,000
Canistota(05)	C461226-05	04/08/2022	\$1,758,000
Claremont(02)	C461325-02	03/07/2022	\$625,000
Cresbard(01)	C461132-01	11/10/2021	\$3,124,000
Crooks(04)	C461227-04	10/01/2021	\$1,173,000
Crooks(05)	C461277-05	09/16/2022	\$458,727
Elkton(03)	C461229-03	12/01/2021	\$383,000
Hartford(07)	C461104-07	10/29/2021	\$1,334,000
Kennebec(03)	C461283-03	07/22/2022	\$666,500
Lake Norden(03)	C461256-03	09/09/2022	\$1,435,000
Lennox(09)	C461105-09	12/01/2021	\$2,299,000
Lennox(10)	C461105-10	09/15/2022	\$3,275,550
Madison(05)	C461024-05	08/10/2022	\$3,284,680
Roscoe(03)	C461292-03	08/12/2022	\$220,000
Saint Lawrence(02)	C461045-02	05/23/2022	\$396,000
Salem(05)	C461057-05	10/15/2021	\$847,000
Sioux Falls(44)	C461232-44	01/05/2022	\$123,000,000
Tabor(01)	C461259-01	02/28/2022	\$2,248,000
Tea(09)	C461028-09	09/02/2022	\$8,393,001
Volga(02)	C461046-02	10/15/2021	\$1,980,200
TOTAL			\$160,610,658

30 copies of this publication were printed by the
Department of Agriculture and Natural Resources at a cost
of \$XXX per copy